

**College of Alameda
Number and Percentage of First-time Fall Students with an AA/AS Goal
Compared to Number and Percentage Earning an AA/AS**

Number of Fall First-time Matriculated Students by Ethnicity

Fall Term	White	Hispanic	Asian/PI/F	Black	Native Am	Othr/Unkwn	Total
2003	184	171	508	295	7	91	1,256

Number of Fall First-time Matriculated Students with a Goal of Earning an AA/AS by Ethnicity

Fall Term	White	Hispanic	Asian/PI/F	Black	Native Am	Othr/Unkwn	Total
2003	52	43	96	84	2	21	298

Percentage of Fall First-time Matriculated Students with a Goal of Earning an AA/AS by Ethnicity

Fall Term	White	Hispanic	Asian/PI/F	Black	Native Am	Othr/Unkwn	Total
2003	28	25	19	28	29	23	24

Number of Fall First-time Matriculated Students Earning an AA/AS Within Five Years by Ethnicity

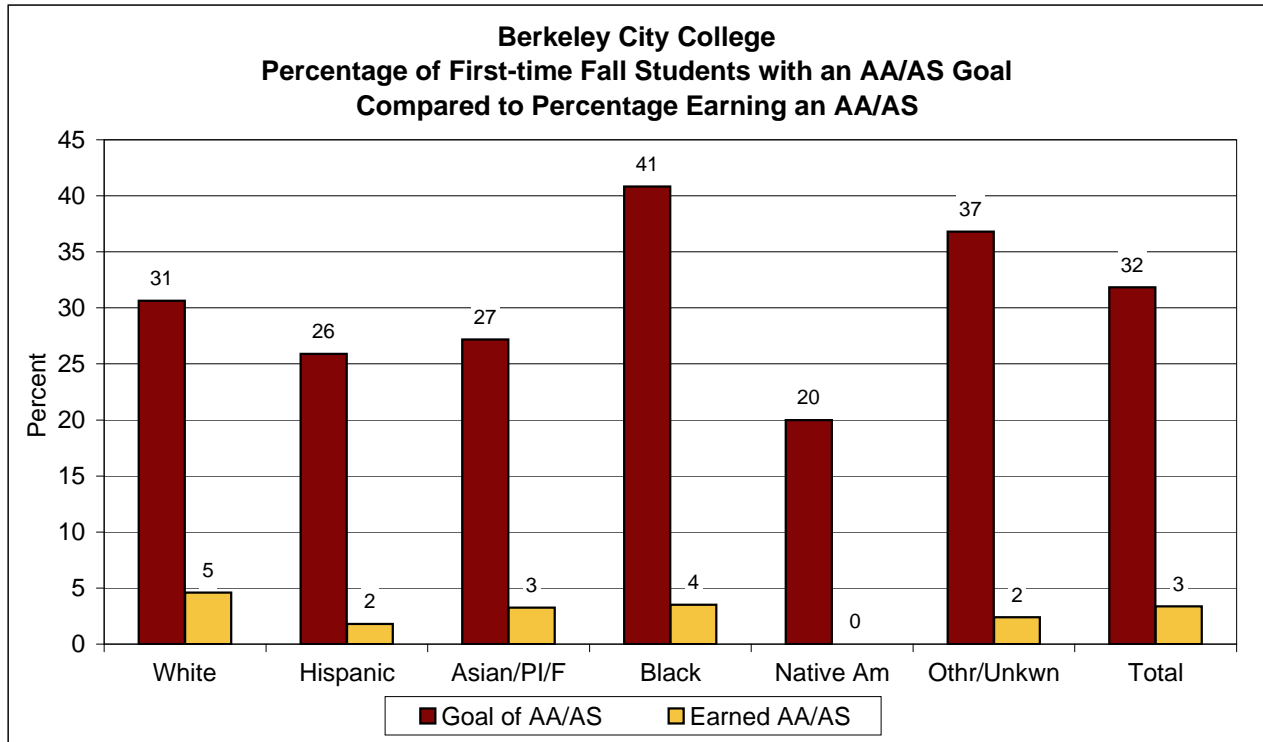
Academic Years	White	Hispanic	Asian/PI/F	Black	Native Am	Othr/Unkwn	Total
2003 to 2008	7	5	29	17	0	2	60

Percent of Fall First-time Matriculated Students Earning an AA/AS Within Five Years by Ethnicity

Academic Years	White	Hispanic	Asian/PI/F	Black	Native Am	Othr/Unkwn	Total
2003 to 2008	4	3	6	6	0	2	5

Note: The cohort consists of Fall students with an enrollment status of "First-time" and a matriculation status of "Matriculated." The student's goal is the Informed or Matriculation Goal with values of 1, 3, or 4, i.e., the goals of Transfer with AA, AA/AS General Education, or AA/AS Vocational. Students are individually tracked for five years to determine the number of the cohort earning an AA or AS degree.

Source: DBF files from PCCD Data Mart



**Berkeley City College
Number and Percentage of First-time Fall Students with an AA/AS Goal
Compared to Number and Percentage Earning an AA/AS**

Number of Fall First-time Matriculated Students by Ethnicity

Fall Term	White	Hispanic	Asian/PI/F	Black	Native Am	Othr/Unkwn	Total
2003	261	112	184	142	5	125	829

Number of Fall First-time Matriculated Students with a Goal of Earning an AA/AS by Ethnicity

Fall Term	White	Hispanic	Asian/PI/F	Black	Native Am	Othr/Unkwn	Total
2003	80	29	50	58	1	46	264

Percentage of Fall First-time Matriculated Students with a Goal of Earning an AA/AS by Ethnicity

Fall Term	White	Hispanic	Asian/PI/F	Black	Native Am	Othr/Unkwn	Total
2003	31	26	27	41	20	37	32

Number of Fall First-time Matriculated Students Earning an AA/AS Within Five Years by Ethnicity

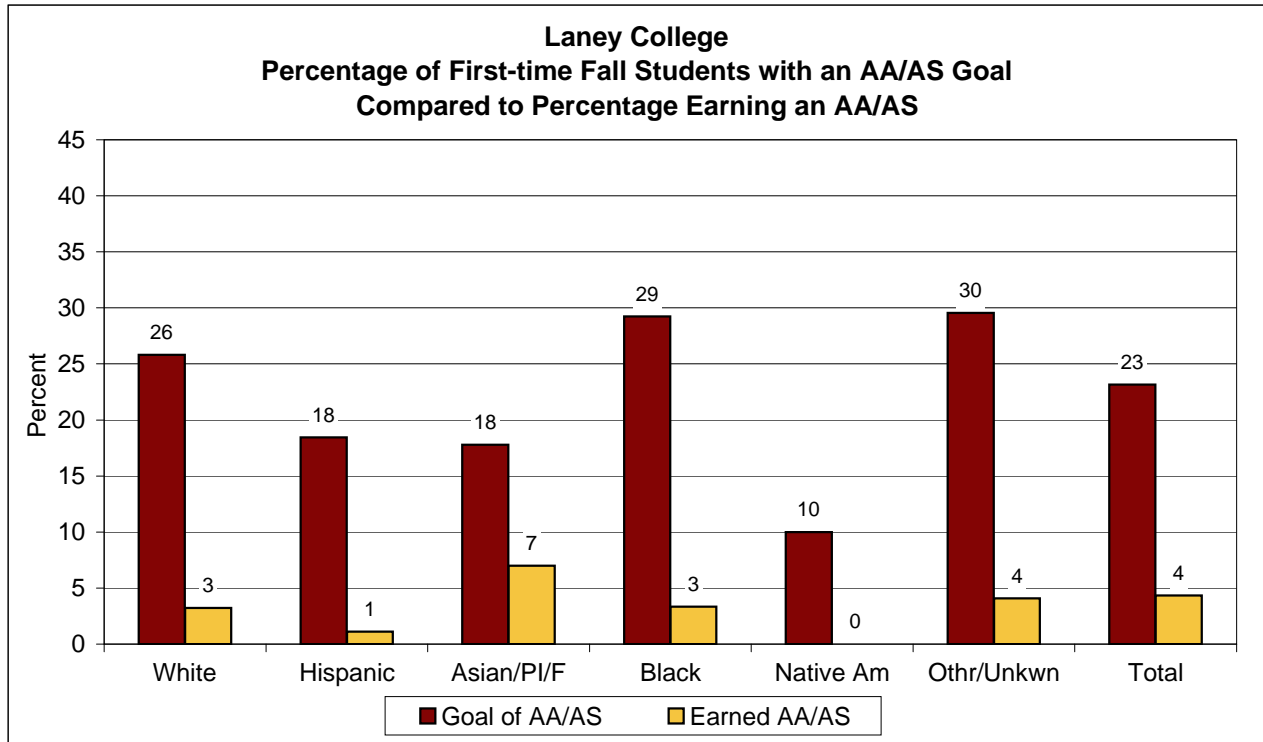
Academic Years	White	Hispanic	Asian/PI/F	Black	Native Am	Othr/Unkwn	Total
2003 to 2008	12	2	6	5	0	3	28

Percent of Fall First-time Matriculated Students Earning an AA/AS Within Five Years by Ethnicity

Academic Years	White	Hispanic	Asian/PI/F	Black	Native Am	Othr/Unkwn	Total
2003 to 2008	5	2	3	4	0	2	3

Note: The cohort consists of Fall students with an enrollment status of "First-time" and a matriculation status of "Matriculated." The student's goal is the Informed or Matriculation Goal with values of 1, 3, or 4, i.e., the goals of Transfer with AA, AA/AS General Education, or AA/AS Vocational. Students are individually tracked for five years to determine the number of the cohort earning an AA or AS degree.

Source: DBF files from PCCD Data Mart



**Laney College
Number and Percentage of First-time Fall Students with an AA/AS Goal
Compared to Number and Percentage Earning an AA/AS**

Number of Fall First-time Matriculated Students by Ethnicity

Fall Term	White	Hispanic	Asian/PI/F	Black	Native Am	Othr/Unkwn	Total
2003	341	363	945	776	20	220	2,665

Number of Fall First-time Matriculated Students with a Goal of Earning an AA/AS by Ethnicity

Fall Term	White	Hispanic	Asian/PI/F	Black	Native Am	Othr/Unkwn	Total
2003	88	67	168	227	2	65	617

Percentage of Fall First-time Matriculated Students with a Goal of Earning an AA/AS by Ethnicity

Fall Term	White	Hispanic	Asian/PI/F	Black	Native Am	Othr/Unkwn	Total
2003	26	18	18	29	10	30	23

Number of Fall First-time Matriculated Students Earning an AA/AS Within Five Years by Ethnicity

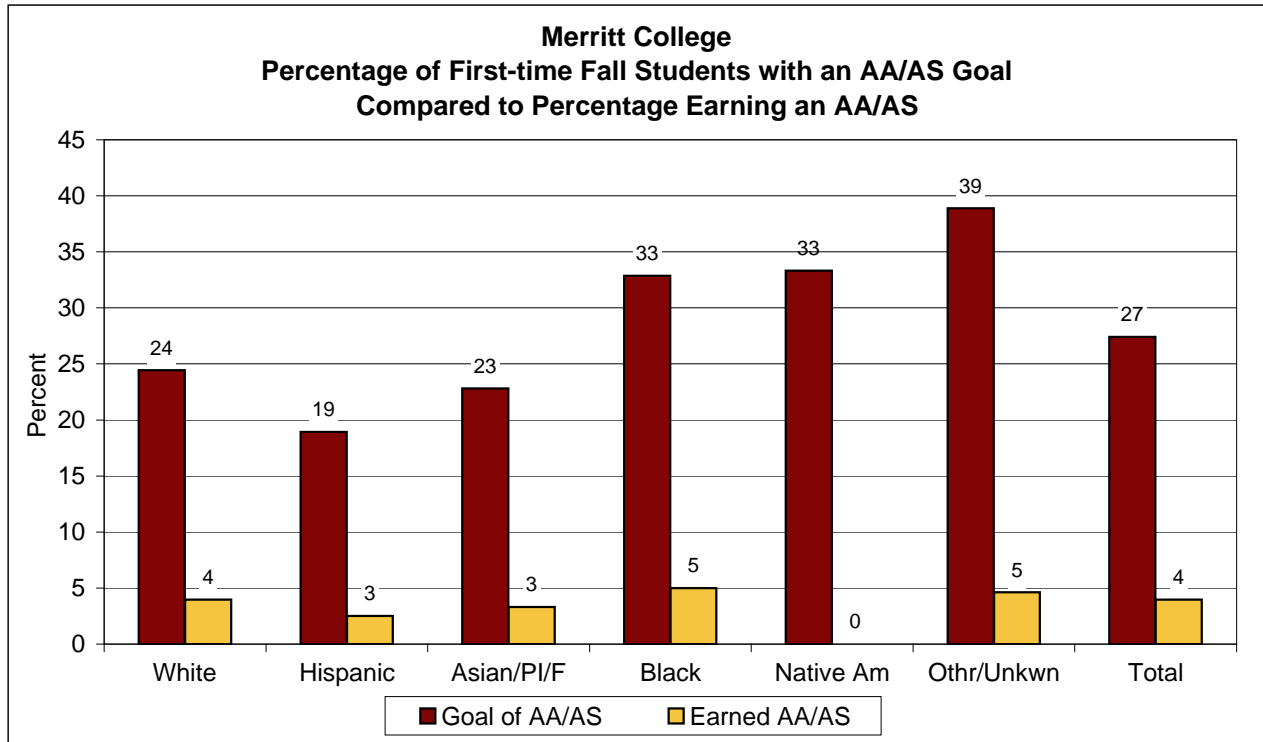
Academic Years	White	Hispanic	Asian/PI/F	Black	Native Am	Othr/Unkwn	Total
2003 to 2008	11	4	66	26	0	9	116

Percent of Fall First-time Matriculated Students Earning an AA/AS Within Five Years by Ethnicity

Academic Years	White	Hispanic	Asian/PI/F	Black	Native Am	Othr/Unkwn	Total
2003 to 2008	3	1	7	3	0	4	4

Note: The cohort consists of Fall students with an enrollment status of "First-time" and a matriculation status of "Matriculated." The student's goal is the Informed or Matriculation Goal with values of 1, 3, or 4, i.e., the goals of Transfer with AA, AA/AS General Education, or AA/AS Vocational. Students are individually tracked for five years to determine the number of the cohort earning an AA or AS degree.

Source: DBF files from PCCD Data Mart



Merritt College
Number and Percentage of First-time Fall Students with an AA/AS Goal
Compared to Number and Percentage Earning an AA/AS

Number of Fall First-time Matriculated Students by Ethnicity

Fall Term	White	Hispanic	Asian/PI/F	Black	Native Am	Othr/Unkwn	Total
2003	176	280	241	499	9	108	1,313

Number of Fall First-time Matriculated Students with a Goal of Earning an AA/AS by Ethnicity

Fall Term	White	Hispanic	Asian/PI/F	Black	Native Am	Othr/Unkwn	Total
2003	43	53	55	164	3	42	360

Percentage of Fall First-time Matriculated Students with a Goal of Earning an AA/AS by Ethnicity

Fall Term	White	Hispanic	Asian/PI/F	Black	Native Am	Othr/Unkwn	Total
2003	24	19	23	33	33	39	27

Number of Fall First-time Matriculated Students Earning an AA/AS Within Five Years by Ethnicity

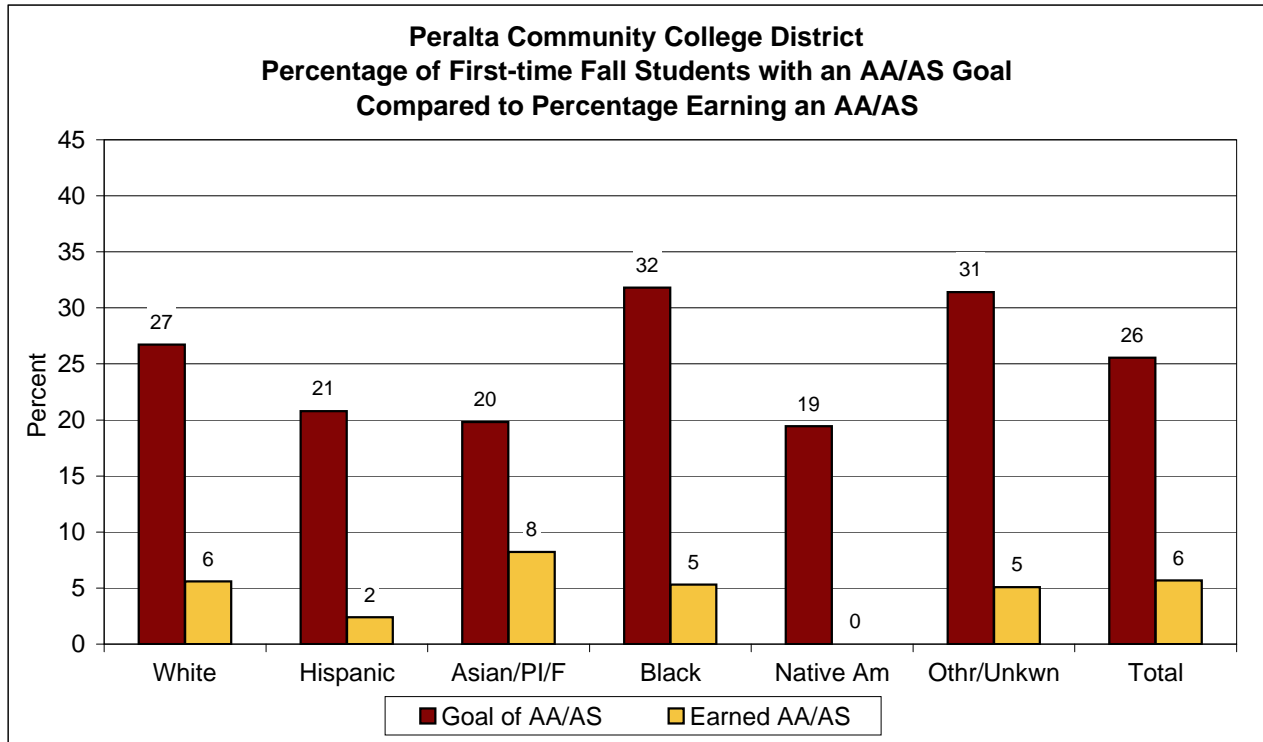
Academic Years	White	Hispanic	Asian/PI/F	Black	Native Am	Othr/Unkwn	Total
2003 to 2008	7	7	8	25	0	5	52

Percent of Fall First-time Matriculated Students Earning an AA/AS Within Five Years by Ethnicity

Academic Years	White	Hispanic	Asian/PI/F	Black	Native Am	Othr/Unkwn	Total
2003 to 2008	4	3	3	5	0	5	4

Note: The cohort consists of Fall students with an enrollment status of "First-time" and a matriculation status of "Matriculated." The student's goal is the Informed or Matriculation Goal with values of 1, 3, or 4, i.e., the goals of Transfer with AA, AA/AS General Education, or AA/AS Vocational. Students are individually tracked for five years to determine the number of the cohort earning an AA or AS degree.

Source: DBF files from PCCD Data Mart



**Peralta Community College District
Number and Percentage of First-time Fall Students with an AA/AS Goal
Compared to Number and Percentage Earning an AA/AS**

Number of Fall First-time Matriculated Students by Ethnicity

Fall Term	White	Hispanic	Asian/PI/F	Black	Native Am	Othr/Unkwn	Total
2003	752	794	1,484	1452	36	433	4,951

Number of Fall First-time Matriculated Students with a Goal of Earning an AA/AS by Ethnicity

Fall Term	White	Hispanic	Asian/PI/F	Black	Native Am	Othr/Unkwn	Total
2003	201	165	294	462	7	136	1265

Percentage of Fall First-time Matriculated Students with a Goal of Earning an AA/AS by Ethnicity

Fall Term	White	Hispanic	Asian/PI/F	Black	Native Am	Othr/Unkwn	Total
2003	27	21	20	32	19	31	26

Number of Fall First-time Matriculated Students Earning an AA/AS Within Five Years by Ethnicity

Academic Years	White	Hispanic	Asian/PI/F	Black	Native Am	Othr/Unkwn	Total
2003 to 2008	42	19	122	77		22	282

Percent of Fall First-time Matriculated Students Earning an AA/AS Within Five Years by Ethnicity

Academic Years	White	Hispanic	Asian/PI/F	Black	Native Am	Othr/Unkwn	Total
2003 to 2008	6	2	8	5	0	5	6

Note: The cohort consists of Fall students with an enrollment status of "First-time" and a matriculation status of "Matriculated." The student's goal is the Informed or Matriculation Goal with values of 1, 3, or 4, i.e., the goals of Transfer with AA, AA/AS General Education, or AA/AS Vocational. Students are individually tracked for five years to determine the number of the cohort earning an AA or AS degree.

Source: DBF files from PCCD Data Mart