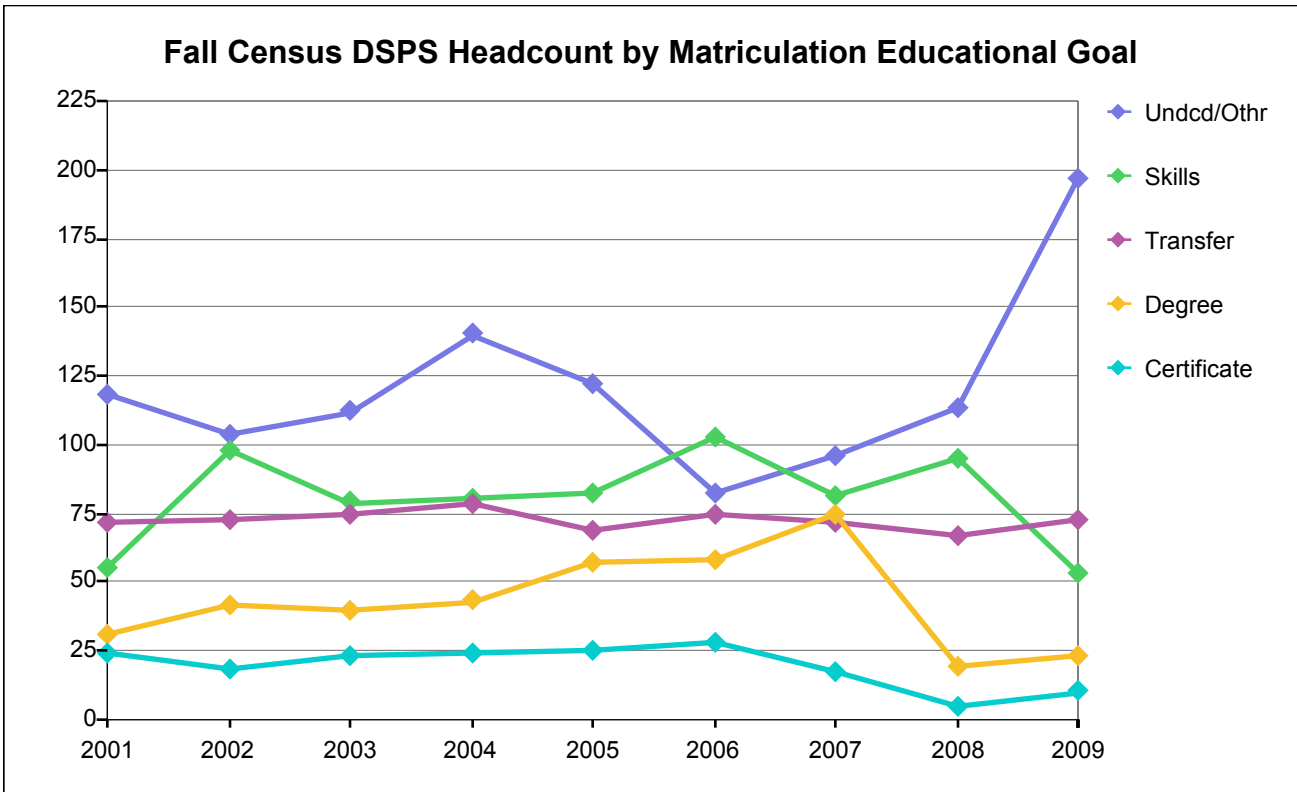


**College of Alameda**



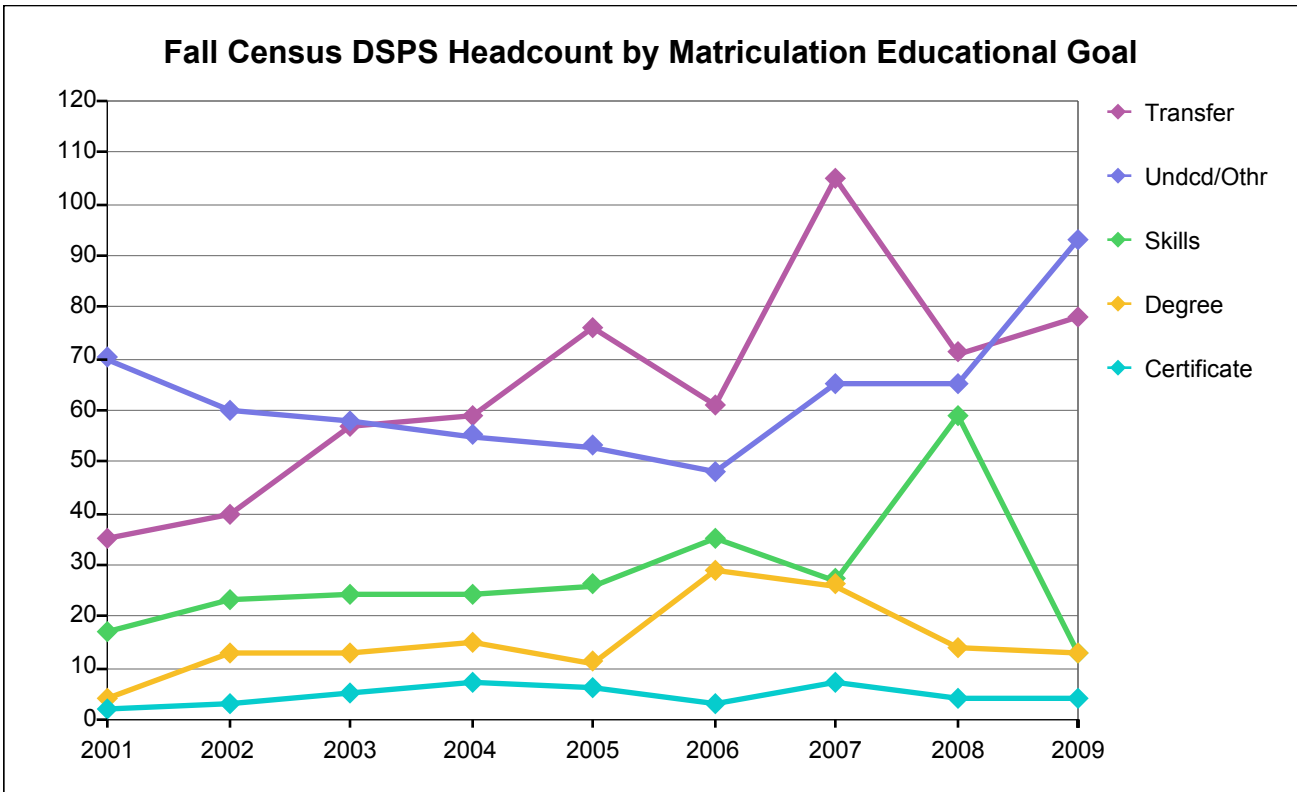
**Fall Census DSPS Headcount by Matriculation Educational Goal**

Matric Goal	2001	2002	2003	2004	2005	2006	2007	2008	2009
Transfer	72	73	75	78	69	75	72	67	73
AA/AS Degree	31	42	40	43	57	58	75	19	23
Certificate	24	18	23	24	25	28	17	5	10
Improve Job Skills	23	34	19	41	28	32	25	41	19
Discover Career	15	46	52	31	46	69	50	25	23
Ed Enrichment	8	12	3	5	21	18	30	14	6
Improve Basic Skills	17	18	8	8	8	2	6	29	11
Complete HS Credits	4	1			1			11	7
Undecided/Other	106	91	109	135	100	64	66	88	184
<b>Total</b>	<b>300</b>	<b>335</b>	<b>329</b>	<b>365</b>	<b>355</b>	<b>346</b>	<b>341</b>	<b>299</b>	<b>356</b>

**Percentage Distribution of Fall Census DSPS Headcount by Matriculation Educational Goal**

Matric Goal	2001	2002	2003	2004	2005	2006	2007	2008	2009
Transfer	24%	22%	23%	21%	19%	22%	21%	22%	21%
AA/AS Degree	10%	13%	12%	12%	16%	17%	22%	6%	6%
Certificate	8%	5%	7%	7%	7%	8%	5%	2%	3%
Improve Job Skills	8%	10%	6%	11%	8%	9%	7%	14%	5%
Discover Career	5%	14%	16%	8%	13%	20%	15%	8%	6%
Ed Enrichment	3%	4%	1%	1%	6%	5%	9%	5%	2%
Improve Basic Skills	6%	5%	2%	2%	2%	1%	2%	10%	3%
Complete HS Credits	1%	0%			0%			4%	2%
Undecided/Other	35%	27%	33%	37%	28%	18%	19%	29%	52%
<b>Total</b>	<b>100%</b>	<b>100%</b>	<b>100%</b>	<b>100%</b>	<b>100%</b>	<b>100%</b>	<b>100%</b>	<b>100%</b>	<b>100%</b>

**Berkeley City College**



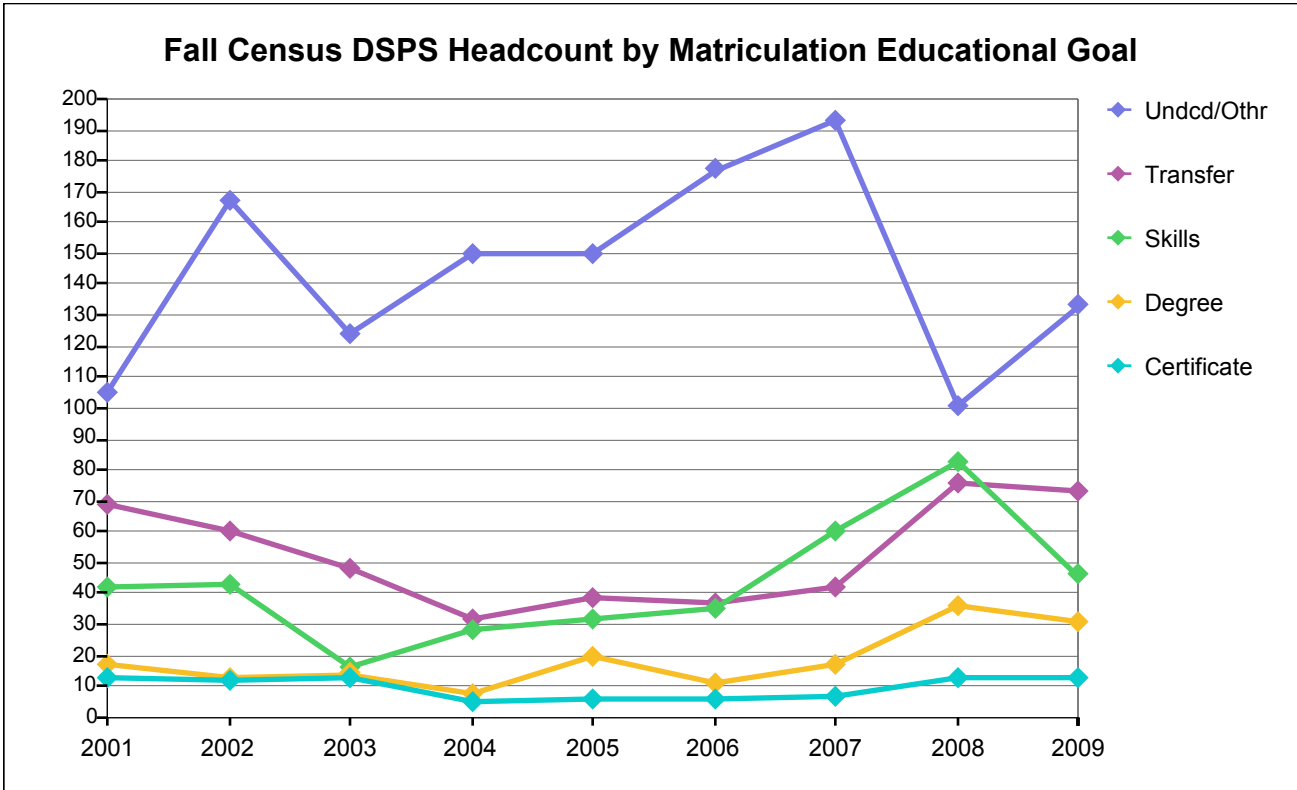
**Fall Census DSPS Headcount by Matriculation Educational Goal**

Matric Goal	2001	2002	2003	2004	2005	2006	2007	2008	2009
Transfer	35	40	57	59	76	61	105	71	78
AA/AS Degree	4	13	13	15	11	29	26	14	13
Certificate	2	3	5	7	6	3	7	4	4
Improve Job Skills	10	11	14	17	14	18	16	27	8
Discover Career	6	7	7	4	7	11	9	22	3
Ed Enrichment	21	16	19	16	13	14	12	15	7
Improve Basic Skills	1	5	3	3	5	6	2	10	2
Complete HS Credits	2	2		1	1	1		7	1
Undecided/Other	47	42	39	38	39	33	53	43	85
Total	128	139	157	160	172	176	230	213	201

**Percentage Distribution of Fall Census DSPS Headcount by Matriculation Educational Goal**

Matric Goal	2001	2002	2003	2004	2005	2006	2007	2008	2009
Transfer	27%	29%	36%	37%	44%	35%	46%	33%	39%
AA/AS Degree	3%	9%	8%	9%	6%	16%	11%	7%	6%
Certificate	2%	2%	3%	4%	3%	2%	3%	2%	2%
Improve Job Skills	8%	8%	9%	11%	8%	10%	7%	13%	4%
Discover Career	5%	5%	4%	3%	4%	6%	4%	10%	1%
Ed Enrichment	16%	12%	12%	10%	8%	8%	5%	7%	3%
Improve Basic Skills	1%	4%	2%	2%	3%	3%	1%	5%	1%
Complete HS Credits	2%	1%		1%	1%	1%		3%	0%
Undecided/Other	37%	30%	25%	24%	23%	19%	23%	20%	42%
Total	100%	100%	100%	100%	100%	100%	100%	100%	100%

## Laney College



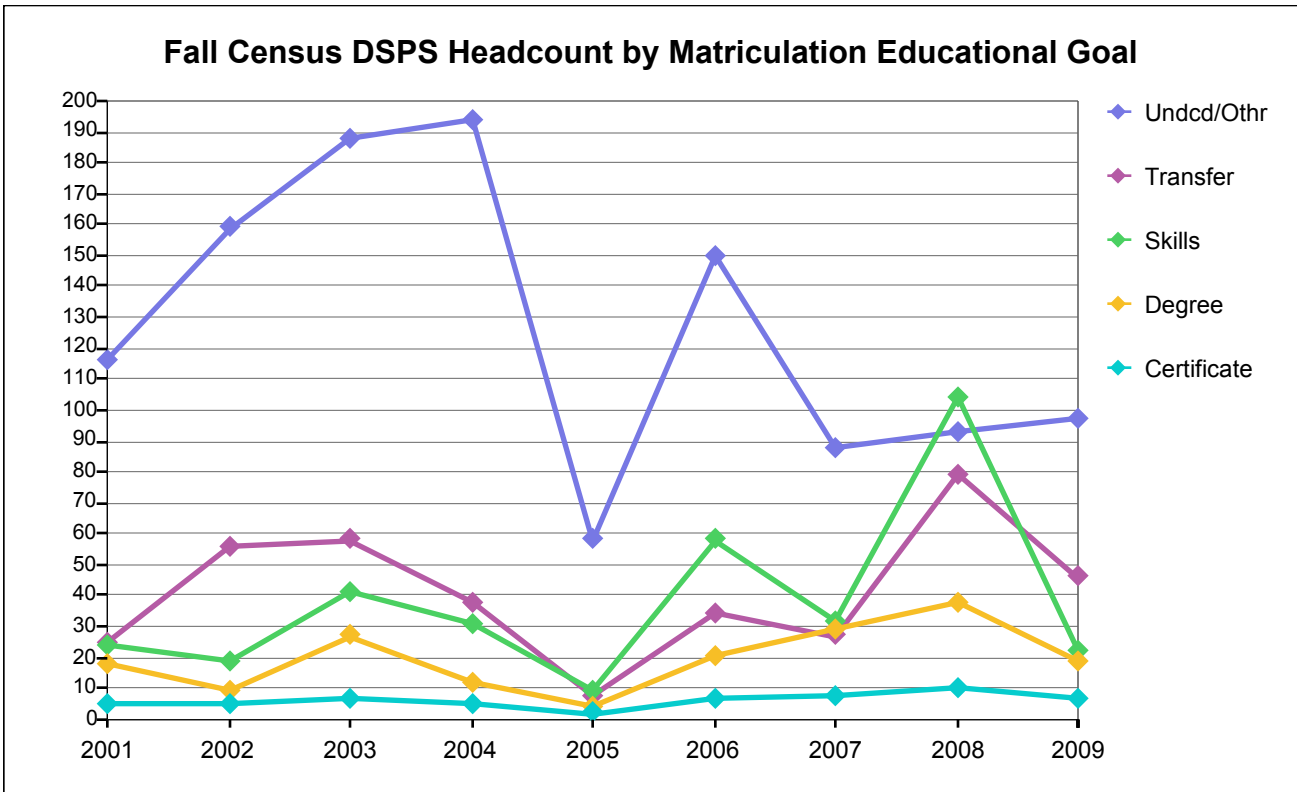
**Fall Census DSPS Headcount by Matriculation Educational Goal**

Matric Goal	2001	2002	2003	2004	2005	2006	2007	2008	2009
Transfer	69	60	48	32	39	37	42	76	73
AA/AS Degree	17	13	14	8	20	11	17	36	31
Certificate	13	12	13	5	6	6	7	13	13
Improve Job Skills	22	20	11	8	17	22	39	43	27
Discover Career	4	10	1	11	6	7	9	17	6
Ed Enrichment	9	5	4	4	7	6	6	11	4
Improve Basic Skills	16	13	4	9	9	6	12	23	13
Complete HS Credits	4	2	5		1	3	1	10	1
Undecided/Other	92	160	115	146	142	168	186	80	128
<b>Total</b>	<b>246</b>	<b>295</b>	<b>215</b>	<b>223</b>	<b>247</b>	<b>266</b>	<b>319</b>	<b>309</b>	<b>296</b>

**Percentage Distribution of Fall Census DSPS Headcount by Matriculation Educational Goal**

Matric Goal	2001	2002	2003	2004	2005	2006	2007	2008	2009
Transfer	28%	20%	22%	14%	16%	14%	13%	25%	25%
AA/AS Degree	7%	4%	7%	4%	8%	4%	5%	12%	10%
Certificate	5%	4%	6%	2%	2%	2%	2%	4%	4%
Improve Job Skills	9%	7%	5%	4%	7%	8%	12%	14%	9%
Discover Career	2%	3%	0%	5%	2%	3%	3%	6%	2%
Ed Enrichment	4%	2%	2%	2%	3%	2%	2%	4%	1%
Improve Basic Skills	7%	4%	2%	4%	4%	2%	4%	7%	4%
Complete HS Credits	2%	1%	2%		0%	1%	0%	3%	0%
Undecided/Other	37%	54%	53%	65%	57%	63%	58%	26%	43%
<b>Total</b>	<b>100%</b>	<b>100%</b>	<b>100%</b>	<b>100%</b>	<b>100%</b>	<b>100%</b>	<b>100%</b>	<b>100%</b>	<b>100%</b>

**Merritt College**



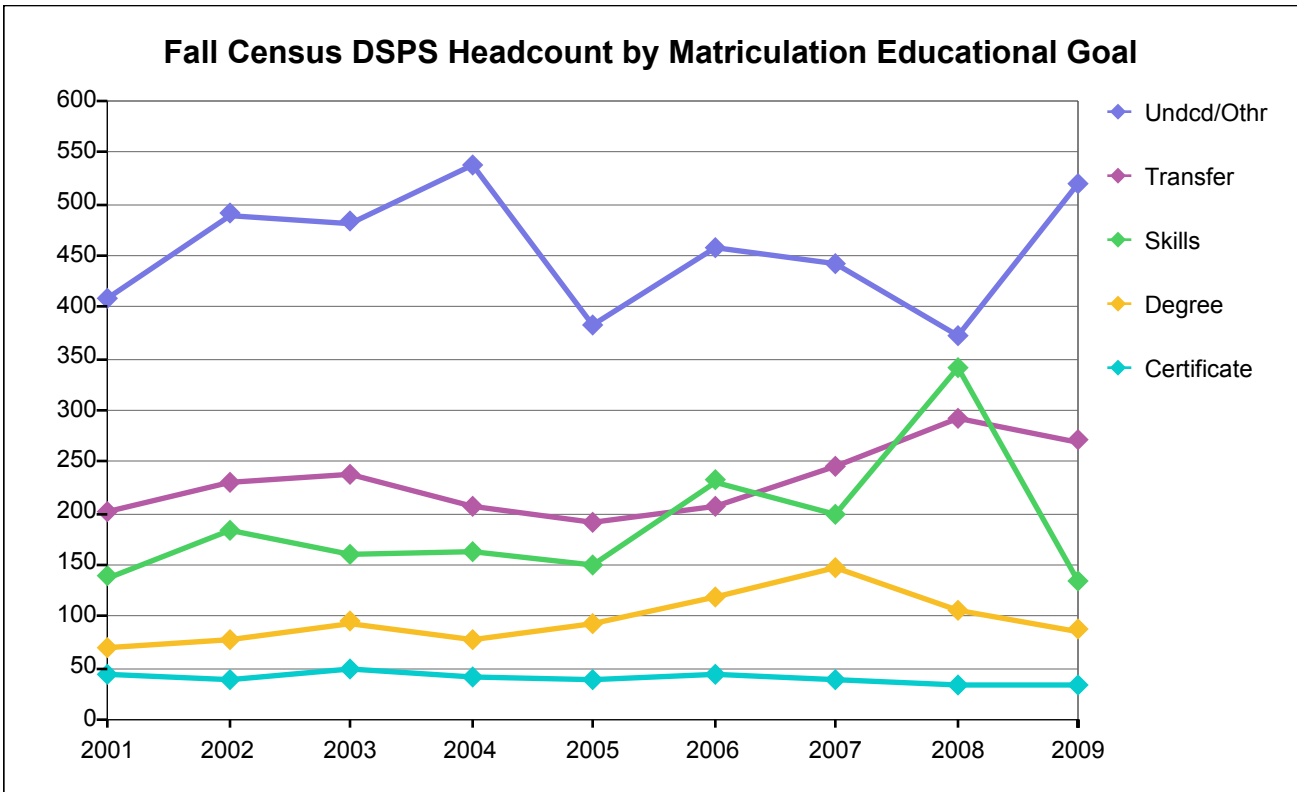
**Fall Census DSPS Headcount by Matriculation Educational Goal**

Matric Goal	2001	2002	2003	2004	2005	2006	2007	2008	2009
Transfer	25	56	58	38	8	34	27	79	46
AA/AS Degree	18	9	27	12	4	21	29	38	19
Certificate	5	5	7	5	2	7	8	10	7
Improve Job Skills	18	15	20	25	4	47	21	73	16
Discover Career	5	1	12	3	4	7	1	19	3
Ed Enrichment	41	73	39	65	11	40	50	22	1
Improve Basic Skills	1	3	9	3	1	4	10	12	3
Complete HS Credits	2	6	1	1	1	1		5	3
Undecided/Other	73	80	148	128	46	109	38	66	93
<b>Total</b>	<b>188</b>	<b>248</b>	<b>321</b>	<b>280</b>	<b>81</b>	<b>270</b>	<b>184</b>	<b>324</b>	<b>191</b>

**Percentage Distribution of Fall Census DSPS Headcount by Matriculation Educational Goal**

Matric Goal	2001	2002	2003	2004	2005	2006	2007	2008	2009
Transfer	13%	23%	18%	14%	10%	13%	15%	24%	24%
AA/AS Degree	10%	4%	8%	4%	5%	8%	16%	12%	10%
Certificate	3%	2%	2%	2%	2%	3%	4%	3%	4%
Improve Job Skills	10%	6%	6%	9%	5%	17%	11%	23%	8%
Discover Career	3%	0%	4%	1%	5%	3%	1%	6%	2%
Ed Enrichment	22%	29%	12%	23%	14%	15%	27%	7%	1%
Improve Basic Skills	1%	1%	3%	1%	1%	1%	5%	4%	2%
Complete HS Credits	1%	2%	0%	0%	1%	0%		2%	2%
Undecided/Other	39%	32%	46%	46%	57%	40%	21%	20%	49%
<b>Total</b>	<b>100%</b>	<b>100%</b>	<b>100%</b>	<b>100%</b>	<b>100%</b>	<b>100%</b>	<b>100%</b>	<b>100%</b>	<b>100%</b>

**Peralta Community College District**



**Fall Census DSPS Headcount by Matriculation Educational Goal**

Matric Goal	2001	2002	2003	2004	2005	2006	2007	2008	2009
Transfer	201	229	238	207	192	207	246	293	270
AA/AS Degree	70	77	94	78	92	119	147	107	86
Certificate	44	38	48	41	39	44	39	32	34
Improve Job Skills	73	80	64	91	63	119	101	184	70
Discover Career	30	64	72	49	63	94	69	83	35
Ed Enrichment	79	106	65	90	52	78	98	62	18
Improve Basic Skills	35	39	24	23	23	18	30	74	29
Complete HS Credits	12	11	6	2	4	5	1	33	12
Undecided/Other	318	373	411	447	327	374	343	277	490
<b>Total</b>	<b>862</b>	<b>1,017</b>	<b>1,022</b>	<b>1,028</b>	<b>855</b>	<b>1,058</b>	<b>1,074</b>	<b>1,145</b>	<b>1,044</b>

**Percentage Distribution of Fall Census DSPS Headcount by Matriculation Educational Goal**

Matric Goal	2001	2002	2003	2004	2005	2006	2007	2008	2009
Transfer	23%	23%	23%	20%	22%	20%	23%	26%	26%
AA/AS Degree	8%	8%	9%	8%	11%	11%	14%	9%	8%
Certificate	5%	4%	5%	4%	5%	4%	4%	3%	3%
Improve Job Skills	8%	8%	6%	9%	7%	11%	9%	16%	7%
Discover Career	3%	6%	7%	5%	7%	9%	6%	7%	3%
Ed Enrichment	9%	10%	6%	9%	6%	7%	9%	5%	2%
Improve Basic Skills	4%	4%	2%	2%	3%	2%	3%	6%	3%
Complete HS Credits	1%	1%	1%	0%	0%	0%	0%	3%	1%
Undecided/Other	37%	37%	40%	43%	38%	35%	32%	24%	47%
<b>Total</b>	<b>100%</b>	<b>100%</b>	<b>100%</b>	<b>100%</b>	<b>100%</b>	<b>100%</b>	<b>100%</b>	<b>100%</b>	<b>100%</b>