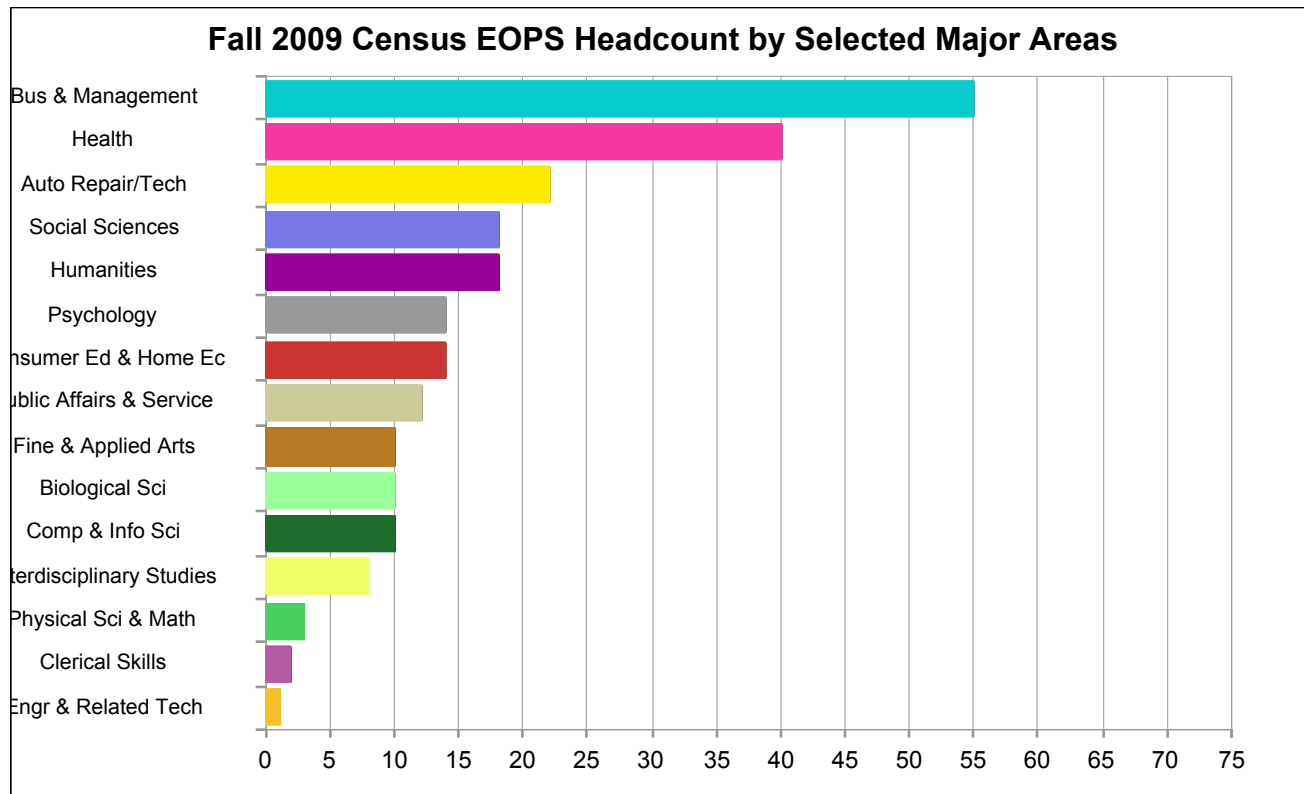


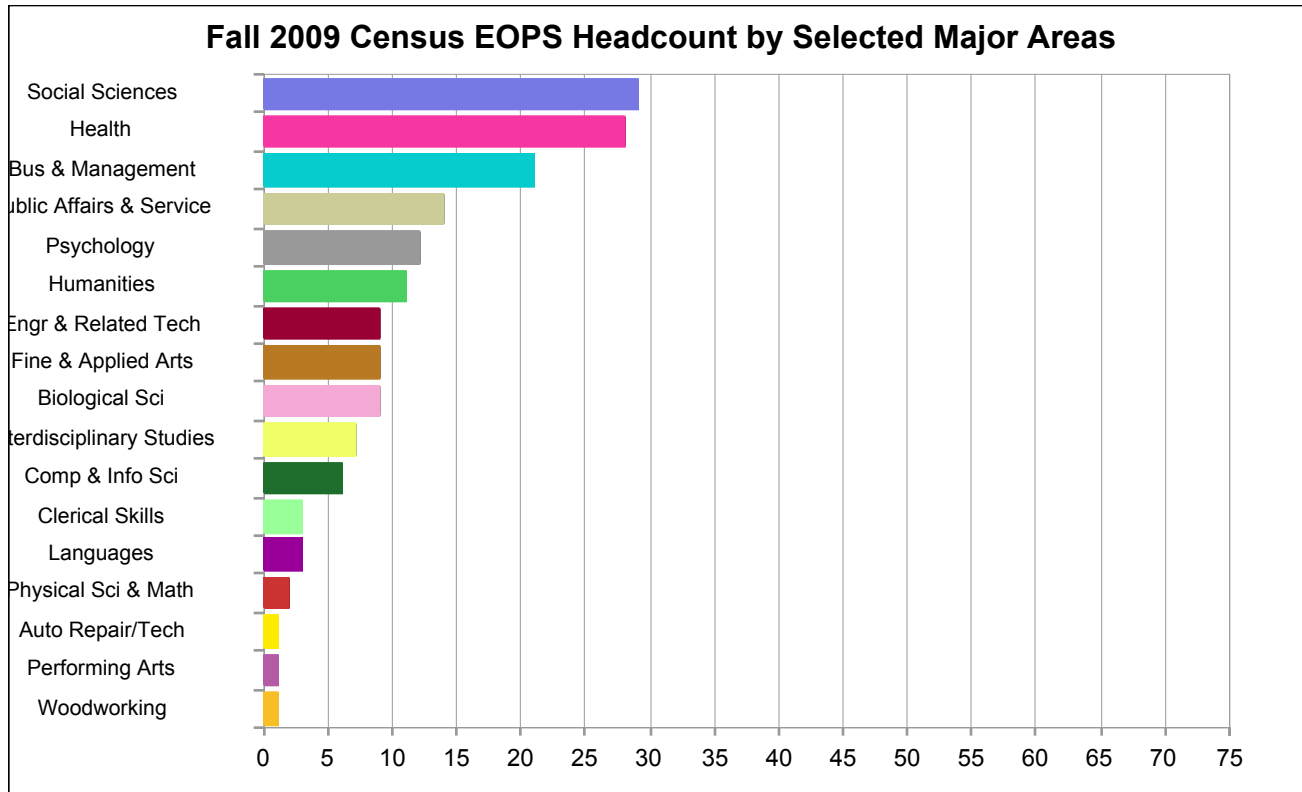
College of Alameda



Fall 2009 Census EOPS Headcount by Selected Major Areas

Major Area	Number	Percent
Other	195	45%
Bus & Management	55	13%
Health	40	9%
Auto Repair/Tech	22	5%
Humanities	18	4%
Social Sciences	18	4%
Psychology	14	3%
Consumer Ed & Home Ec	14	3%
Public Affairs & Service	12	3%
Fine & Applied Arts	10	2%
Comp & Info Sci	10	2%
Biological Sci	10	2%
Interdisciplinary Studies	8	2%
Physical Sci & Math	3	1%
Clerical Skills	2	0%
Engr & Related Tech	1	0%
Total	432	100%

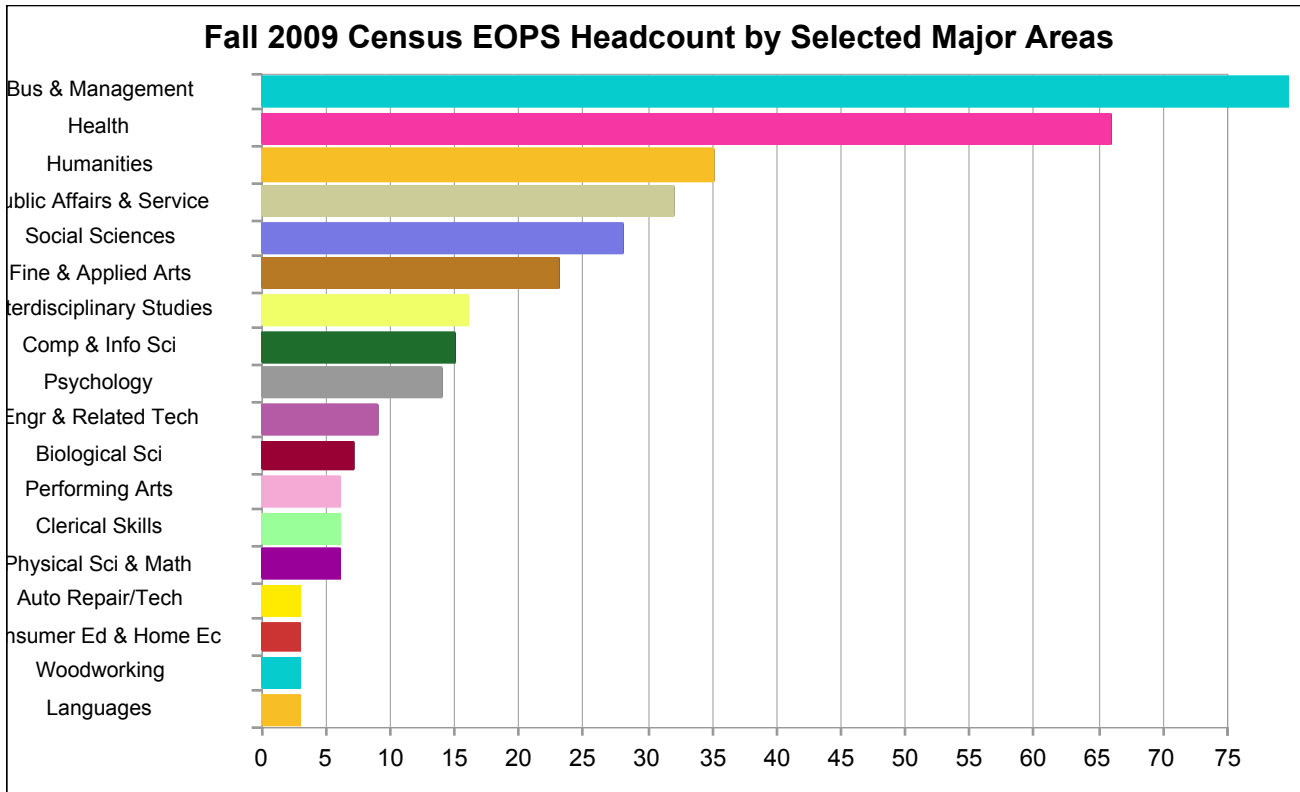
Berkeley City College



Fall 2009 Census EOPS Headcount by Selected Major Areas

Major Area	Number	Percent
Other	131	44%
Social Sciences	29	10%
Health	28	9%
Bus & Management	21	7%
Public Affairs & Service	14	5%
Psychology	12	4%
Humanities	11	4%
Biological Sci	9	3%
Fine & Applied Arts	9	3%
Engr & Related Tech	9	3%
Interdisciplinary Studies	7	2%
Comp & Info Sci	6	2%
Clerical Skills	3	1%
Languages	3	1%
Physical Sci & Math	2	1%
Woodworking	1	0%
Performing Arts	1	0%
Auto Repair/Tech	1	0%
Total	297	100%

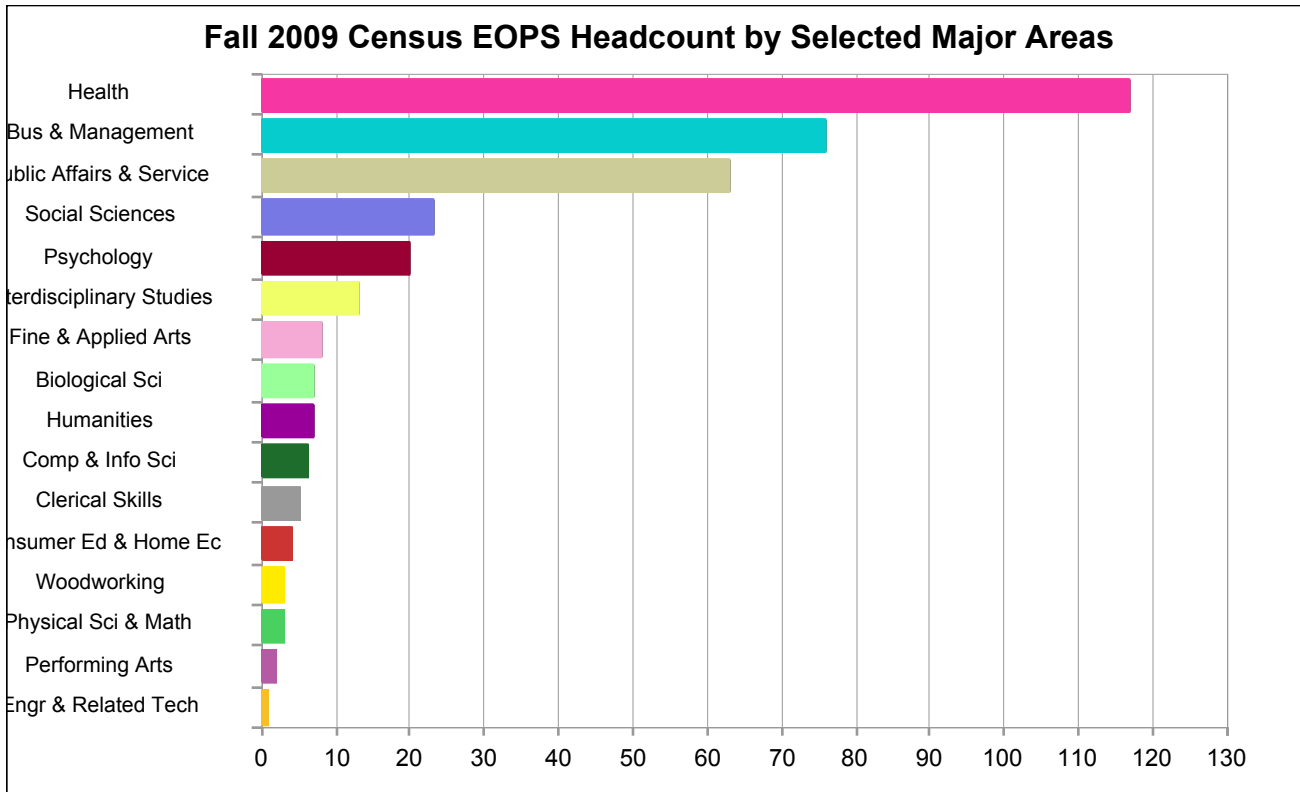
Laney College



Fall 2009 Census EOPS Headcount by Selected Major Areas

Major Area	Number	Percent
Other	497	58%
Bus & Management	91	11%
Health	66	8%
Humanities	35	4%
Public Affairs & Service	32	4%
Social Sciences	28	3%
Fine & Applied Arts	23	3%
Interdisciplinary Studies	16	2%
Comp & Info Sci	15	2%
Psychology	14	2%
Engr & Related Tech	9	1%
Biological Sci	7	1%
Physical Sci & Math	6	1%
Performing Arts	6	1%
Clerical Skills	6	1%
Consumer Ed & Home Ec	3	0%
Auto Repair/Tech	3	0%
Woodworking	3	0%
Languages	3	0%
Total	863	100%

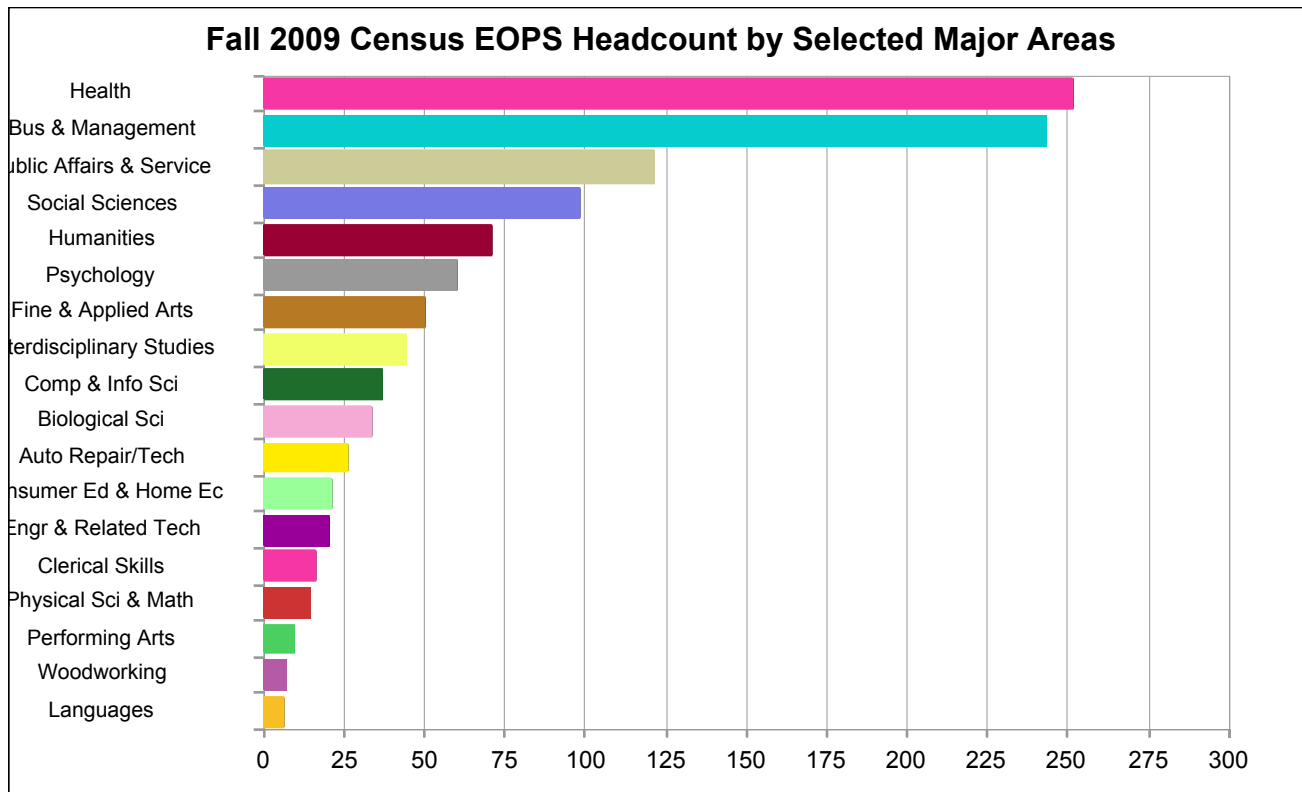
Merritt College



Fall 2009 Census EOPS Headcount by Selected Major Areas

Major Area	Number	Percent
Other	132	27%
Health	117	24%
Bus & Management	76	16%
Public Affairs & Service	63	13%
Social Sciences	23	5%
Psychology	20	4%
Interdisciplinary Studies	13	3%
Fine & Applied Arts	8	2%
Biological Sci	7	1%
Humanities	7	1%
Comp & Info Sci	6	1%
Clerical Skills	5	1%
Consumer Ed & Home Ec	4	1%
Physical Sci & Math	3	1%
Woodworking	3	1%
Performing Arts	2	0%
Engr & Related Tech	1	0%
Total	490	100%

Peralta Community College District



Fall 2009 Census EOPS Headcount by Selected Major Areas

Major Area	Number	Percent
Other	955	46%
Health	251	12%
Bus & Management	243	12%
Public Affairs & Service	121	6%
Social Sciences	98	5%
Humanities	71	3%
Psychology	60	3%
Fine & Applied Arts	50	2%
Interdisciplinary Studies	44	2%
Comp & Info Sci	37	2%
Biological Sci	33	2%
Auto Repair/Tech	26	1%
Consumer Ed & Home Ec	21	1%
Engr & Related Tech	20	1%
Clerical Skills	16	1%
Physical Sci & Math	14	1%
Performing Arts	9	0%
Woodworking	7	0%
Languages	6	0%
Total	2,082	100%