

Unduplicated Number of Cohort Attempting Each ESL or English Level

Ethnicity	ESL 251B	Engl 100-249	Engl 1A-99
White	0	0	0
Asian/PI/Filipino	9	0	0
Hispanic	6	1	1
Black	1	0	1
Native Am	0	0	0
Other/Unkwn	2	0	0
Total	18	1	2

Unduplicated Number of Cohort Completing ESL and Next Levels Successfully

Ethnicity	ESL 251B	Engl 100-249	Engl 1A-99
White	0	0	0
Asian/PI/Filipino	8	0	0
Hispanic	5	1	1
Black	1	0	1
Native Am	0	0	0
Other/Unkwn	1	0	0
Total	15	1	2

Percent of First Course Cohort Who Completed Each Level Successfully

Ethnicity	ESL 251B	Engl 100-249	Engl 1A-99
White	na	na	na
Asian/PI/Filipino	89	0	0
Hispanic	83	17	17
Black	100	0	100
Native Am	na	na	na
Other/Unkwn	50	0	0
Total	83	6	11

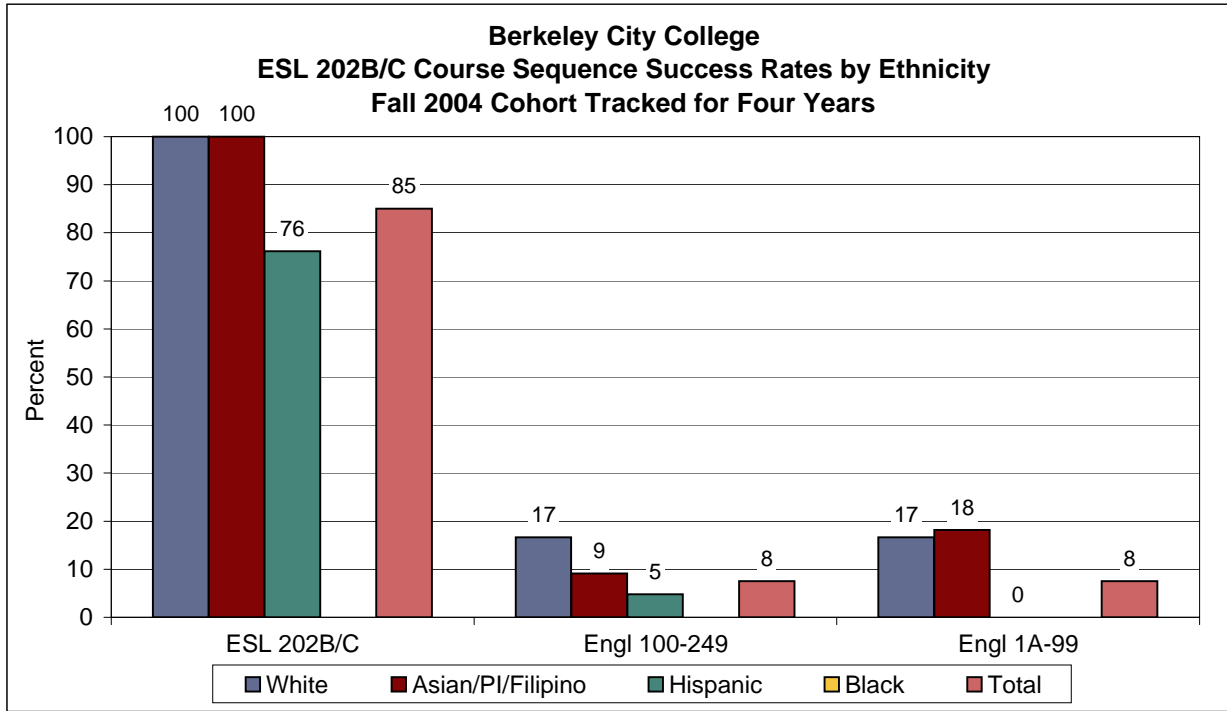
Note: Native American numbers are too small to provide meaningful success rates.

Definitions:

1. Cohorts are defined as students taking the initial course in the Fall term of the specified cohort year.
2. Counts are unduplicated; students may have attempted and/or succeeded in a course more than once; multiple attempts and multiple successes at each level are counted only once.
3. Cohorts are followed for 11 terms (including summers) after the initial term, i.e., for a four-year period. For example, the Fall 2004 cohort is followed from Fall 2004 through Summer 2008.
4. Students are tracked for courses after the initial level at all four colleges.

Source: PCCD Data Mart (dbf files from Bruce Hawkins); Hyperion query "Basic Skills Next Lvl Success.bqy"

RBB - 8/18/09



Unduplicated Number of Cohort Attempting Last ESL and Each English Level

Ethnicity	ESL 202B/C	Engl 100-249	Engl 1A-99
White	6	2	1
Asian/PI/Filipino	11	2	2
Hispanic	21	3	1
Black	1	0	0
Native Am	0	0	0
Other/Unkwn	1	0	0
Total	40	7	4

Unduplicated Number of Cohort Completing Last ESL and Next Levels Successfully

Ethnicity	ESL 202B/C	Engl 100-249	Engl 1A-99
White	6	1	1
Asian/PI/Filipino	11	1	2
Hispanic	16	1	0
Black	0	0	0
Native Am	0	0	0
Other/Unkwn	1	0	0
Total	34	3	3

Percent of First Course Cohort Who Completed Each Level Successfully

Ethnicity	ESL 202B/C	Engl 100-249	Engl 1A-99
White	100	17	17
Asian/PI/Filipino	100	9	18
Hispanic	76	5	0
Black	0	0	0
Native Am	na	na	na
Other/Unkwn	100	0	0
Total	85	8	8

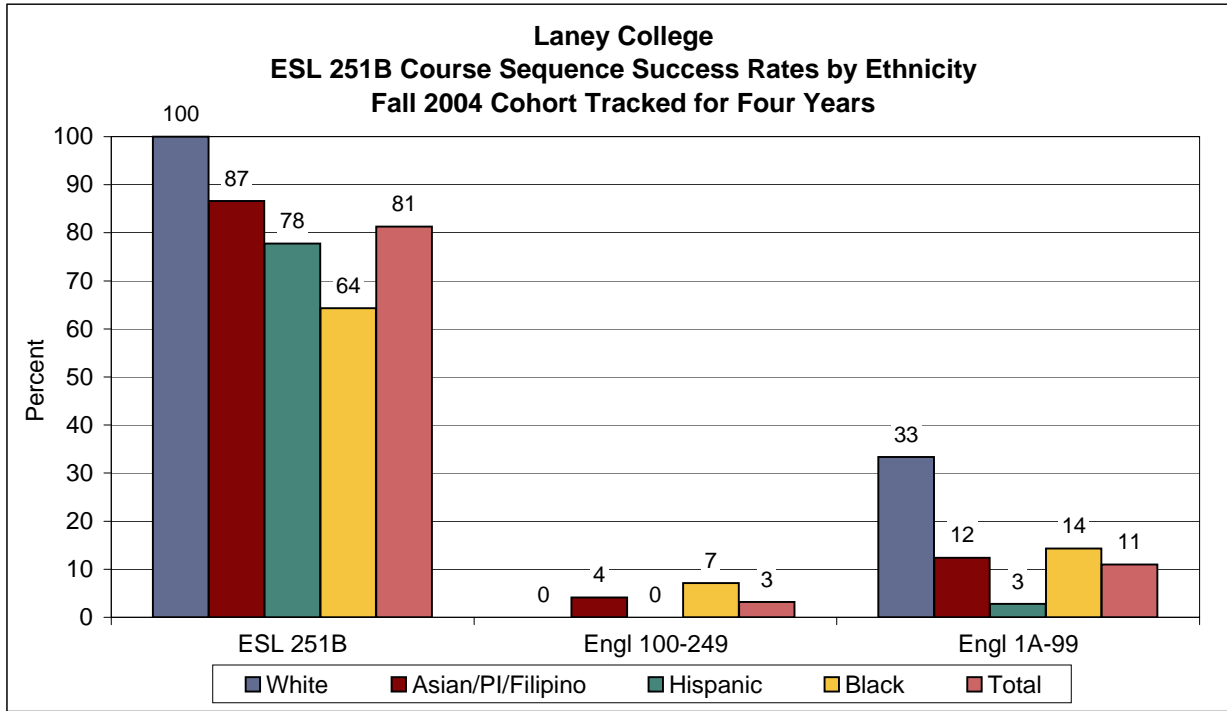
Note: Native American numbers are too small to provide meaningful success rates.

Definitions:

1. Cohorts are defined as students taking the initial course in the Fall term of the specified cohort year.
2. Counts are unduplicated; students may have attempted and/or succeeded in a course more than once; multiple attempts and multiple successes at each level are counted only once.
3. Cohorts are followed for 11 terms (including summers) after the initial term, i.e., for a four-year period. For example, the Fall 2004 cohort is followed from Fall 2004 through Summer 2008.
4. Students are tracked for courses after the initial level at all four colleges.

Source: PCCD Data Mart (dbf files from Bruce Hawkins); Hyperion query "Basic Skills Next Lvl Success.bqy"

RBB - 8/18/09



Unduplicated Number of Cohort Attempting Each English Level

Ethnicity	ESL 251B	Engl 100-249	Engl 1A-99
White	3	0	1
Asian/PI/Filipino	97	5	12
Hispanic	36	0	1
Black	14	1	3
Native Am	0	0	0
Other/Unkwn	5	0	1
Total	155	6	18

Unduplicated Number of Cohort Completing Next Levels Successfully

Ethnicity	ESL 251B	Engl 100-249	Engl 1A-99
White	3	0	1
Asian/PI/Filipino	84	4	12
Hispanic	28	0	1
Black	9	1	2
Native Am	0	0	0
Other/Unkwn	2	0	1
Total	126	5	17

Percent of First Course Cohort Who Completed Each Level Successfully

Ethnicity	ESL 251B	Engl 100-249	Engl 1A-99
White	100	0	33
Asian/PI/Filipino	87	4	12
Hispanic	78	0	3
Black	64	7	14
Native Am	na	na	na
Other/Unkwn	40	0	20
Total	81	3	11

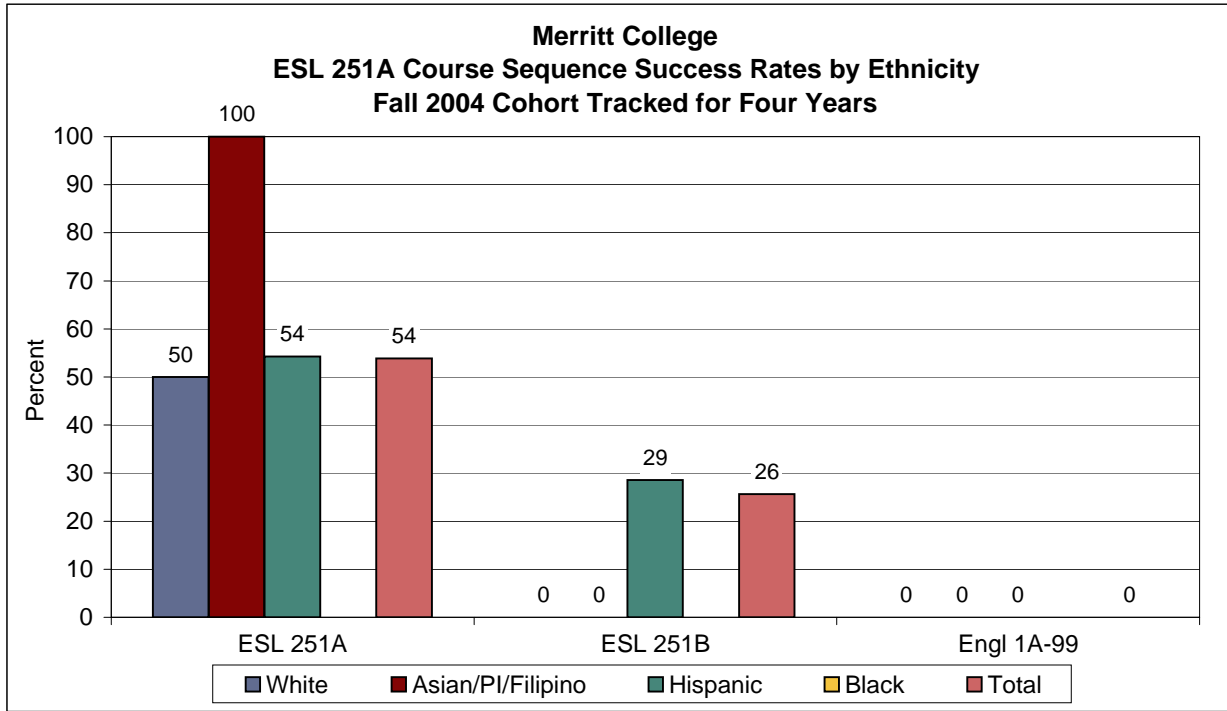
Note: Native American numbers are too small to provide meaningful success rates.

Definitions:

1. Cohorts are defined as students taking the initial course in the Fall term of the specified cohort year.
2. Counts are unduplicated; students may have attempted and/or succeeded in a course more than once; multiple attempts and multiple successes at each level are counted only once.
3. Cohorts are followed for 11 terms (including summers) after the initial term, i.e., for a four-year period. For example, the Fall 2004 cohort is followed from Fall 2004 through Summer 2008.
4. Students are tracked for courses after the initial level at all four colleges.

Source: PCCD Data Mart (dbf files from Bruce Hawkins); Hyperion query "Basic Skills Next Lvl Success.bqy"

RBB - 8/18/09



Unduplicated Number of Cohort Attempting Each English Level

Ethnicity	ESL 251A	ESL 251B	Engl 1A-99
White	2	0	0
Asian/PI/Filipino	1	0	0
Hispanic	35	12	1
Black	1	0	0
Native Am	0	0	0
Other/Unkwn	0	0	0
Total	39	12	1

Unduplicated Number of Cohort Completing Next Levels Successfully

Ethnicity	ESL 251A	ESL 251B	Engl 1A-99
White	1	0	0
Asian/PI/Filipino	1	0	0
Hispanic	19	10	0
Black	0	0	0
Native Am	0	0	0
Other/Unkwn	0	0	0
Total	21	10	0

Percent of First Course Cohort Who Completed Each Level Successfully

Ethnicity	ESL 251A	ESL 251B	Engl 1A-99
White	50	0	0
Asian/PI/Filipino	100	0	0
Hispanic	54	29	0
Black	0	0	0
Native Am	na	na	na
Other/Unkwn	na	na	na
Total	54	26	0

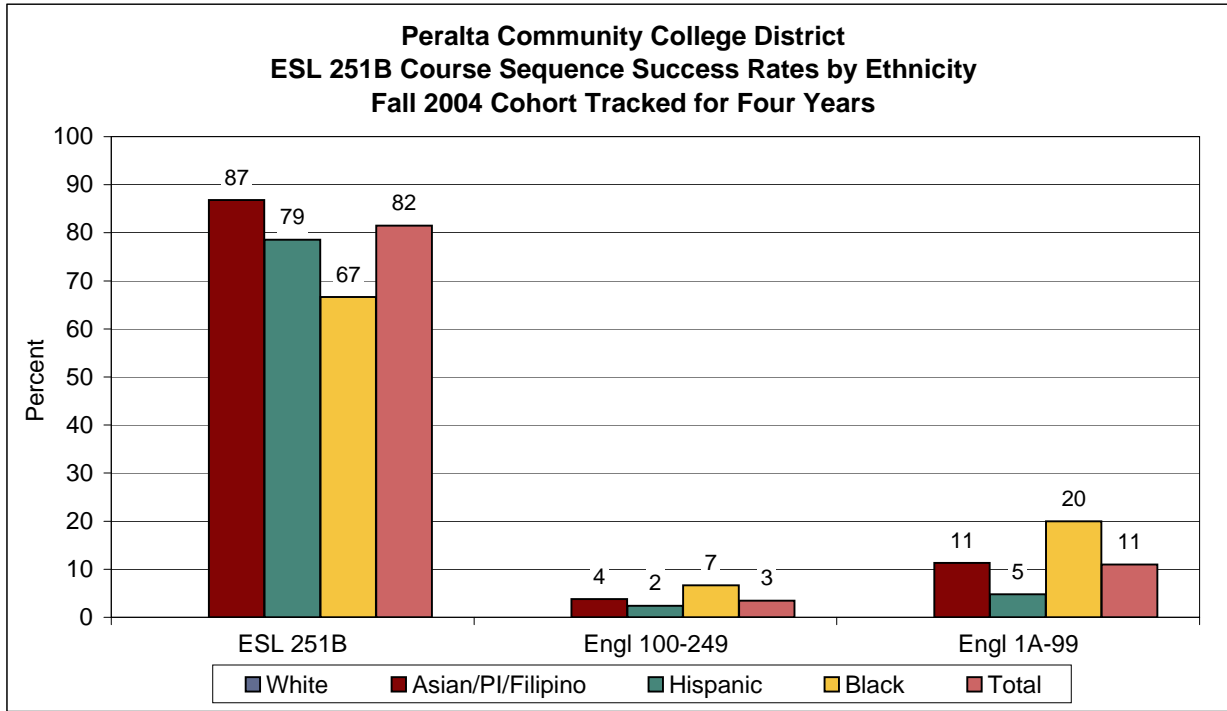
Note: Native American numbers are too small to provide meaningful success rates.

Definitions:

1. Cohorts are defined as students taking the initial course in the Fall term of the specified cohort year.
2. Counts are unduplicated; students may have attempted and/or succeeded in a course more than once; multiple attempts and multiple successes at each level are counted only once.
3. Cohorts are followed for 11 terms (including summers) after the initial term, i.e., for a four-year period. For example, the Fall 2004 cohort is followed from Fall 2004 through Summer 2008.
4. Students are tracked for courses after the initial level at all four colleges.

Source: PCCD Data Mart (dbf files from Bruce Hawkins); Hyperion query "Basic Skills Next Lvl Success.bqy"

RBB - 8/18/09



Unduplicated Number of Cohort Attempting Each ESL or English Level

Ethnicity	ESL 251B	Engl 100-249	Engl 1A-99
White	3	0	1
Asian/PI/Filipino	106	5	12
Hispanic	42	1	2
Black	15	1	4
Native Am	0	0	0
Other/Unkwn	7	0	1
Total	173	7	20

Unduplicated Number of Cohort Completing ESL and Next Levels Successfully

Ethnicity	ESL 251B	Engl 100-249	Engl 1A-99
White	3	0	1
Asian/PI/Filipino	92	4	12
Hispanic	33	1	2
Black	10	1	3
Native Am	0	0	0
Other/Unkwn	3	0	1
Total	141	6	19

Percent of First Course Cohort Who Completed Each Level Successfully

Ethnicity	ESL 251B	Engl 100-249	Engl 1A-99
White	na	na	na
Asian/PI/Filipino	87	4	11
Hispanic	79	2	5
Black	67	7	20
Native Am	na	na	na
Other/Unkwn	43	0	14
Total	82	3	11

Note: Native American numbers are too small to provide meaningful success rates.

Definitions:

1. Cohorts are defined as students taking the initial course in the Fall term of the specified cohort year.
2. Counts are unduplicated; students may have attempted and/or succeeded in a course more than once; multiple attempts and multiple successes at each level are counted only once.
3. Cohorts are followed for 11 terms (including summers) after the initial term, i.e., for a four-year period. For example, the Fall 2004 cohort is followed from Fall 2004 through Summer 2008.
4. Students are tracked for courses after the initial level at all four colleges.

Source: PCCD Data Mart (dbf files from Bruce Hawkins); Hyperion query "Basic Skills Next Lvl Success.bqy"

RBB - 8/18/09