

Unduplicated Number of Cohort Attempting Each English Level

Ethnicity	Engl 201B	Engl 100-249	Engl 1A-99
White	13	0	10
Asian/PI/Filipino	33	1	22
Hispanic	17	0	12
Black	28	0	17
Native Am	1	0	1
Other/Unkwn	4	0	3
Total	96	1	65

Unduplicated Number of Cohort Completing Next Levels Successfully

Ethnicity	Engl 201B	Engl 100-249	Engl 1A-99
White	12	0	10
Asian/PI/Filipino	20	1	17
Hispanic	13	0	9
Black	18	0	12
Native Am	1	0	1
Other/Unkwn	3	0	3
Total	67	1	52

Percent of First Course Cohort Who Completed Each Level Successfully

Ethnicity	Engl 201B	Engl 100-249	Engl 1A-99
White	92	0	77
Asian/PI/Filipino	61	3	52
Hispanic	76	0	53
Black	64	0	43
Native Am	100	0	100
Other/Unkwn	75	0	75
Total	70	1	54

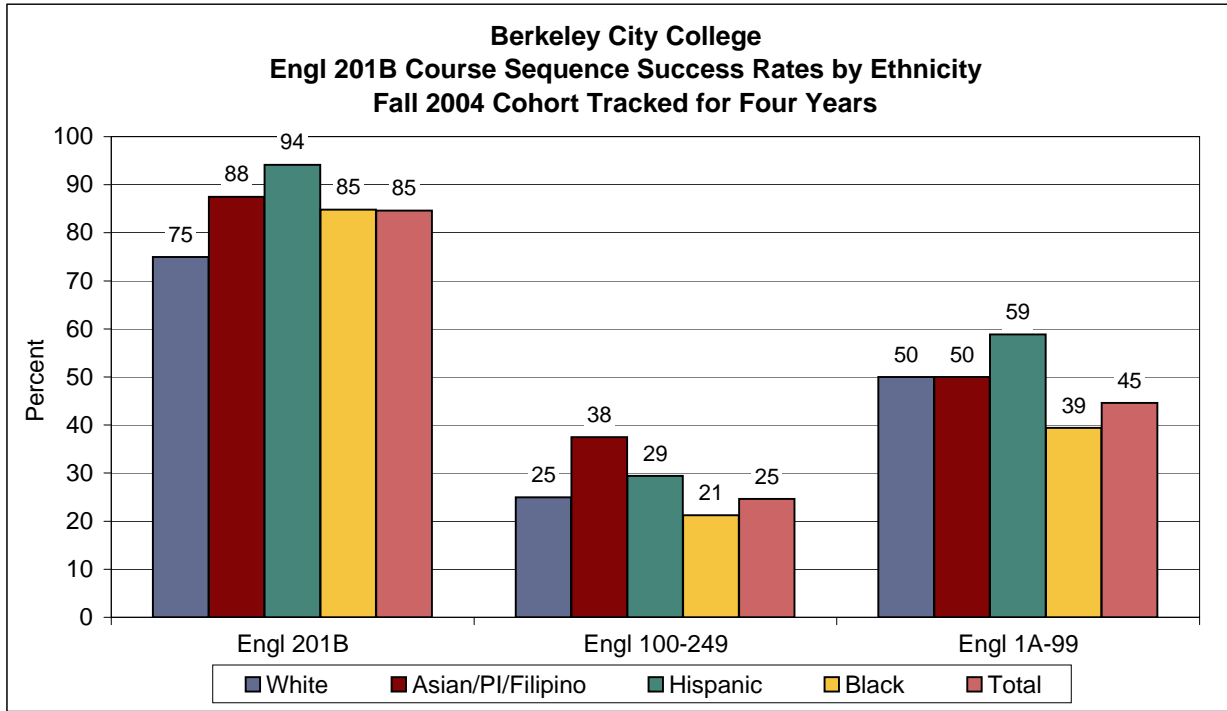
Note: Native American numbers are too small to provide meaningful success rates.

Definitions:

1. Cohorts are defined as students taking the initial course in the Fall term of the specified cohort year.
2. Counts are unduplicated; students may have attempted and/or succeeded in a course more than once; multiple attempts and multiple successes at each level are counted only once.
3. Cohorts are followed for 11 terms (including summers) after the initial term, i.e., for a four-year period. For example, the Fall 2004 cohort is followed from Fall 2004 through Summer 2008.
4. Students are tracked for courses after the initial level at all four colleges.

Source: PCCD Data Mart (dbf files from Bruce Hawkins); Hyperion query "Basic Skills Next Lvl Success.bqy"

RBB - 8/18/09



Unduplicated Number of Cohort Attempting Each English Level

Ethnicity	Engl 201B	Engl 100-249	Engl 1A-99
White	4	1	2
Asian/PI/Filipino	8	4	6
Hispanic	17	5	14
Black	33	10	20
Native Am	0	0	0
Other/Unkwn	3	1	0
Total	65	21	42

Unduplicated Number of Cohort Completing Next Levels Successfully

Ethnicity	Engl 201B	Engl 100-249	Engl 1A-99
White	3	1	2
Asian/PI/Filipino	7	3	4
Hispanic	16	5	10
Black	28	7	13
Native Am	0	0	0
Other/Unkwn	1	0	0
Total	55	16	29

Percent of First Course Cohort Who Completed Each Level Successfully

Ethnicity	Engl 201B	Engl 100-249	Engl 1A-99
White	75	25	50
Asian/PI/Filipino	88	38	50
Hispanic	94	29	59
Black	85	21	39
Native Am	na	na	na
Other/Unkwn	33	0	0
Total	85	25	45

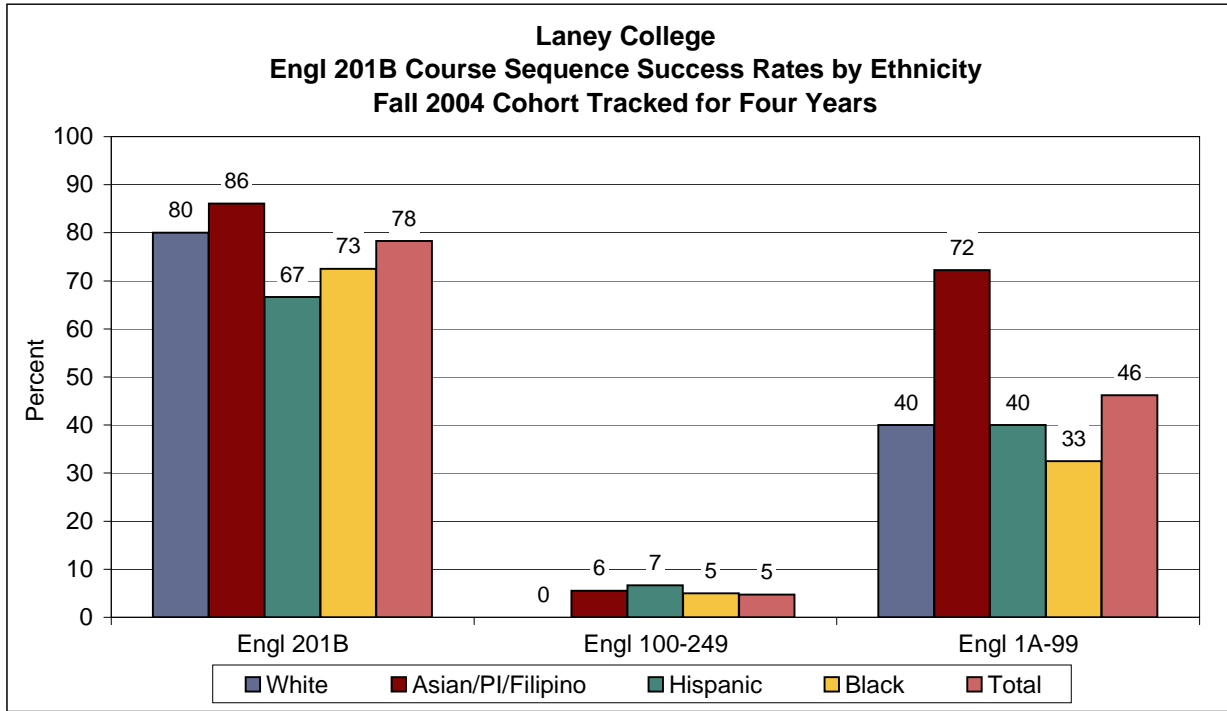
Note: Native American numbers are too small to provide meaningful success rates.

Definitions:

1. Cohorts are defined as students taking the initial course in the Fall term of the specified cohort year.
2. Counts are unduplicated; students may have attempted and/or succeeded in a course more than once; multiple attempts and multiple successes at each level are counted only once.
3. Cohorts are followed for 11 terms (including summers) after the initial term, i.e., for a four-year period. For example, the Fall 2004 cohort is followed from Fall 2004 through Summer 2008.
4. Students are tracked for courses after the initial level at all four colleges.

Source: PCCD Data Mart (dbf files from Bruce Hawkins); Hyperion query "Basic Skills Next Lvl Success.bqy"

RBB - 8/18/09



Unduplicated Number of Cohort Attempting Each English Level

Ethnicity	Engl 201B	Engl 100-249	Engl 1A-99
White	5	0	4
Asian/PI/Filipino	36	2	31
Hispanic	15	1	8
Black	40	4	21
Native Am	2	0	0
Other/Unkwn	8	0	2
Total	106	7	66

Unduplicated Number of Cohort Completing Next Levels Successfully

Ethnicity	Engl 201B	Engl 100-249	Engl 1A-99
White	4	0	2
Asian/PI/Filipino	31	2	26
Hispanic	10	1	6
Black	29	2	13
Native Am	1	0	0
Other/Unkwn	8	0	2
Total	83	5	49

Percent of First Course Cohort Who Completed Each Level Successfully

Ethnicity	Engl 201B	Engl 100-249	Engl 1A-99
White	80	0	40
Asian/PI/Filipino	86	6	72
Hispanic	67	7	40
Black	73	5	33
Native Am	50	0	0
Other/Unkwn	100	0	25
Total	78	5	46

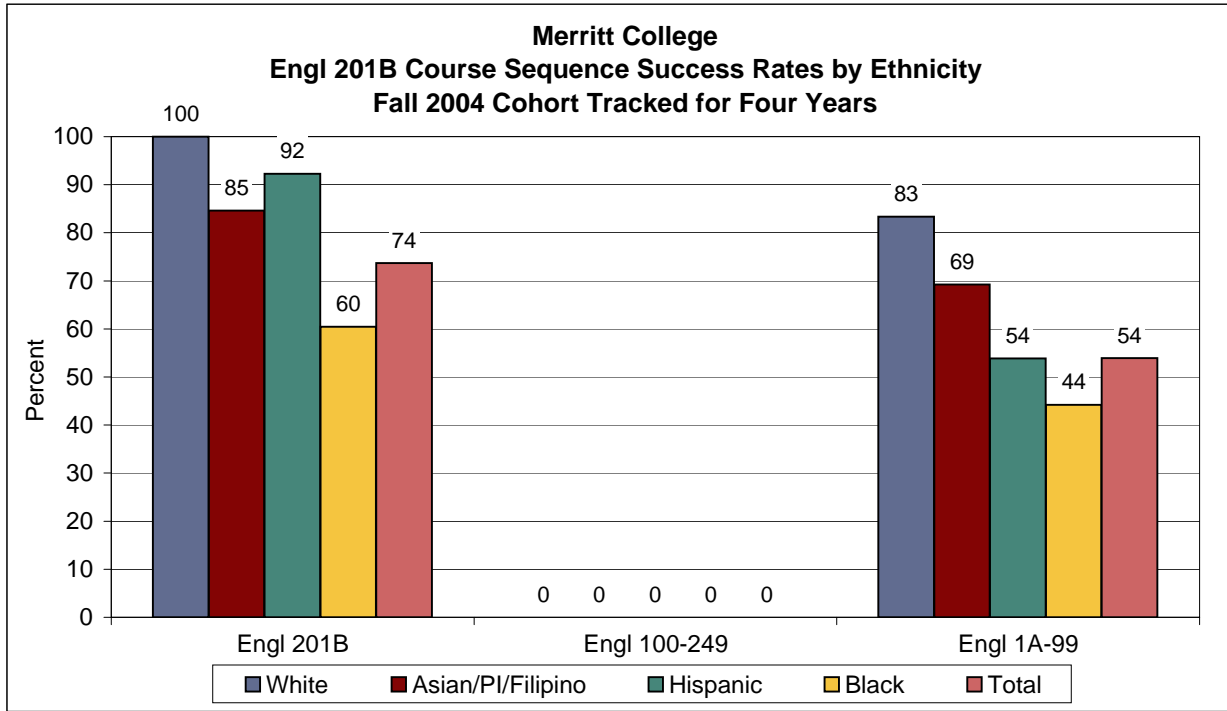
Note: Native American numbers are too small to provide meaningful success rates.

Definitions:

1. Cohorts are defined as students taking the initial course in the Fall term of the specified cohort year.
2. Counts are unduplicated; students may have attempted and/or succeeded in a course more than once; multiple attempts and multiple successes at each level are counted only once.
3. Cohorts are followed for 11 terms (including summers) after the initial term, i.e., for a four-year period. For example, the Fall 2004 cohort is followed from Fall 2004 through Summer 2008.
4. Students are tracked for courses after the initial level at all four colleges.

Source: PCCD Data Mart (dbf files from Bruce Hawkins); Hyperion query "Basic Skills Next Lvl Success.bqy"

RBB - 8/18/09



Unduplicated Number of Cohort Attempting Each English Level

Ethnicity	Engl 201B	Engl 100-249	Engl 1A-99
White	6	0	5
Asian/PI/Filipino	13	0	10
Hispanic	13	0	9
Black	43	0	24
Native Am	0	0	0
Other/Unkwn	1	0	1
Total	76	0	49

Unduplicated Number of Cohort Completing Next Levels Successfully

Ethnicity	Engl 201B	Engl 100-249	Engl 1A-99
White	6	0	5
Asian/PI/Filipino	11	0	9
Hispanic	12	0	7
Black	26	0	19
Native Am	0	0	0
Other/Unkwn	1	0	1
Total	56	0	41

Percent of First Course Cohort Who Completed Each Level Successfully

Ethnicity	Engl 201B	Engl 100-249	Engl 1A-99
White	100	0	83
Asian/PI/Filipino	85	0	69
Hispanic	92	0	54
Black	60	0	44
Native Am	na	na	na
Other/Unkwn	100	0	100
Total	74	0	54

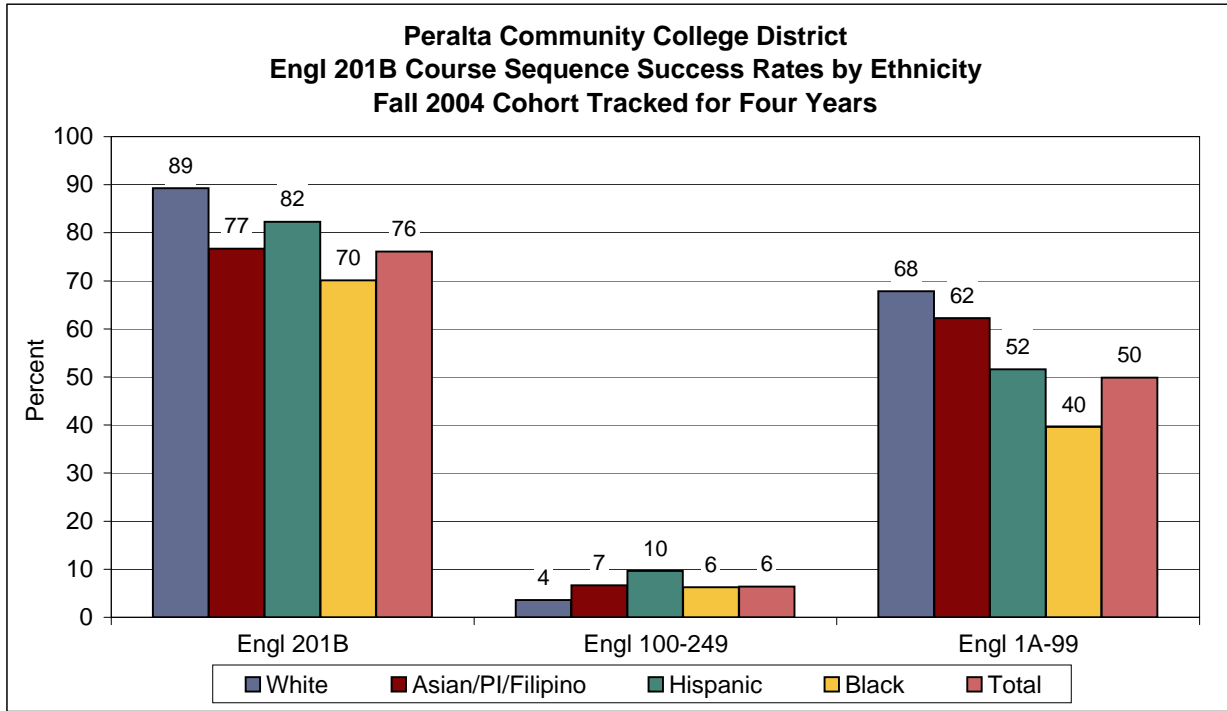
Note: Native American numbers are too small to provide meaningful success rates.

Definitions:

1. Cohorts are defined as students taking the initial course in the Fall term of the specified cohort year.
2. Counts are unduplicated; students may have attempted and/or succeeded in a course more than once; multiple attempts and multiple successes at each level are counted only once.
3. Cohorts are followed for 11 terms (including summers) after the initial term, i.e., for a four-year period. For example, the Fall 2004 cohort is followed from Fall 2004 through Summer 2008.
4. Students are tracked for courses after the initial level at all four colleges.

Source: PCCD Data Mart (dbf files from Bruce Hawkins); Hyperion query "Basic Skills Next Lvl Success.bqy"

RBB - 8/18/09



Unduplicated Number of Cohort Attempting Each English Level

Ethnicity	Engl 201B	Engl 100-249	Engl 1A-99
White	28	1	21
Asian/PI/Filipino	90	7	69
Hispanic	62	6	43
Black	144	14	82
Native Am	3	0	1
Other/Unkwn	16	1	6
Total	343	29	222

Unduplicated Number of Cohort Completing Next Levels Successfully

Ethnicity	Engl 201B	Engl 100-249	Engl 1A-99
White	25	1	19
Asian/PI/Filipino	69	6	56
Hispanic	51	6	32
Black	101	9	57
Native Am	2	0	1
Other/Unkwn	13	0	6
Total	261	22	171

Percent of First Course Cohort Who Completed Each Level Successfully

Ethnicity	Engl 201B	Engl 100-249	Engl 1A-99
White	89	4	68
Asian/PI/Filipino	77	7	62
Hispanic	82	10	52
Black	70	6	40
Native Am	67	na	100
Other/Unkwn	81	0	38
Total	76	6	50

Note: Native American numbers are too small to provide meaningful success rates.

Definitions:

1. Cohorts are defined as students taking the initial course in the Fall term of the specified cohort year.
2. Counts are unduplicated; students may have attempted and/or succeeded in a course more than once; multiple attempts and multiple successes at each level are counted only once.
3. Cohorts are followed for 11 terms (including summers) after the initial term, i.e., for a four-year period. For example, the Fall 2004 cohort is followed from Fall 2004 through Summer 2008.
4. Students are tracked for courses after the initial level at all four colleges.

Source: PCCD Data Mart (dbf files from Bruce Hawkins); Hyperion query "Basic Skills Next Lvl Success.bqy"

RBB - 8/18/09