

Unduplicated Number of Cohort Attempting Each English Level

Ethnicity	Engl 201B	Engl 100-249	Engl 1A-99
White	7	1	6
Asian/PI/Filipino	45	1	25
Hispanic	13	0	4
Black	26	2	12
Native Am	0	0	0
Other/Unkwn	8	0	5
Total	99	4	52

Unduplicated Number of Cohort Completing Next Levels Successfully

Ethnicity	Engl 201B	Engl 100-249	Engl 1A-99
White	7	1	4
Asian/PI/Filipino	29	1	21
Hispanic	11	0	3
Black	18	2	8
Native Am	0	0	0
Other/Unkwn	6	0	5
Total	71	4	41

Percent of First Course Cohort Who Completed Each Level Successfully

Ethnicity	Engl 201B	Engl 100-249	Engl 1A-99
White	100	14	57
Asian/PI/Filipino	64	2	47
Hispanic	85	0	23
Black	69	8	31
Native Am	na	na	na
Other/Unkwn	75	0	63
Total	72	4	41

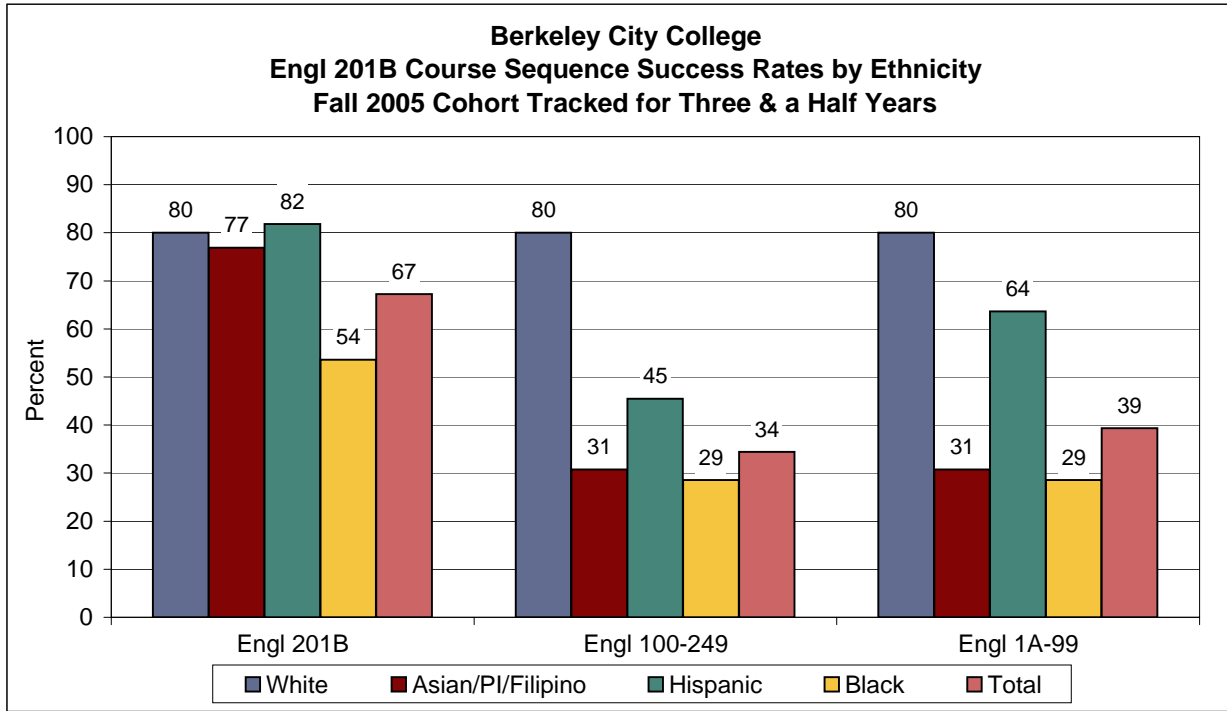
Note: Native American numbers are too small to provide meaningful success rates.

Definitions:

1. Cohorts are defined as students taking the initial course in the Fall term of the specified cohort year.
2. Counts are unduplicated; students may have attempted and/or succeeded in a course more than once; multiple attempts and multiple successes at each level are counted only once.
3. Cohorts are followed for 9 terms (including summers) after the initial term, i.e., for a 3 & 1/2-year period. For example, the Fall 2005 cohort is followed from Fall 2005 through Fall 2008.
4. Students are tracked for courses after the initial level at all four colleges.

Source: PCCD Data Mart (dbf files from Bruce Hawkins); Hyperion query "Basic Skills Next Lvl Success.bqy"

RBB - 8/30/09



Unduplicated Number of Cohort Attempting Each English Level

Ethnicity	Engl 201B	Engl 100-249	Engl 1A-99
White	5	4	4
Asian/PI/Filipino	13	4	7
Hispanic	11	5	8
Black	28	11	10
Native Am	0	0	0
Other/Unkwn	4	1	3
Total	61	25	32

Unduplicated Number of Cohort Completing Next Levels Successfully

Ethnicity	Engl 201B	Engl 100-249	Engl 1A-99
White	4	4	4
Asian/PI/Filipino	10	4	4
Hispanic	9	5	7
Black	15	8	8
Native Am	0	0	0
Other/Unkwn	3	0	1
Total	41	21	24

Percent of First Course Cohort Who Completed Each Level Successfully

Ethnicity	Engl 201B	Engl 100-249	Engl 1A-99
White	80	80	80
Asian/PI/Filipino	77	31	31
Hispanic	82	45	64
Black	54	29	29
Native Am	na	na	na
Other/Unkwn	75	0	25
Total	67	34	39

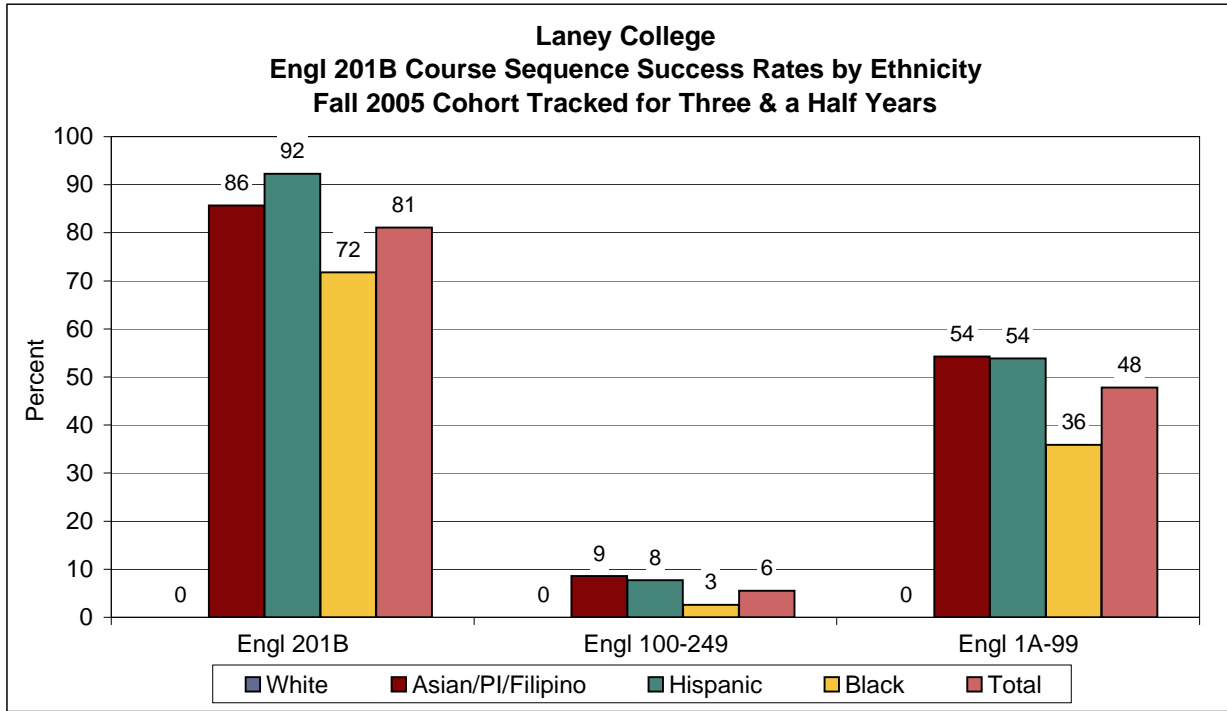
Note: Native American numbers are too small to provide meaningful success rates.

Definitions:

1. Cohorts are defined as students taking the initial course in the Fall term of the specified cohort year.
2. Counts are unduplicated; students may have attempted and/or succeeded in a course more than once; multiple attempts and multiple successes at each level are counted only once.
3. Cohorts are followed for 9 terms (including summers) after the initial term, i.e., for a 3 & 1/2-year period. For example, the Fall 2005 cohort is followed from Fall 2005 through Fall 2008.
4. Students are tracked for courses after the initial level at all four colleges.

Source: PCCD Data Mart (dbf files from Bruce Hawkins); Hyperion query "Basic Skills Next Lvl Success.bqy"

RBB - 8/30/09



Unduplicated Number of Cohort Attempting Each English Level

Ethnicity	Engl 201B	Engl 100-249	Engl 1A-99
White	0	0	0
Asian/PI/Filipino	35	4	23
Hispanic	13	1	7
Black	39	1	22
Native Am	0	0	0
Other/Unkwn	3	0	3
Total	90	6	55

Unduplicated Number of Cohort Completing Next Levels Successfully

Ethnicity	Engl 201B	Engl 100-249	Engl 1A-99
White	0	0	0
Asian/PI/Filipino	30	3	19
Hispanic	12	1	7
Black	28	1	14
Native Am	0	0	0
Other/Unkwn	3	0	3
Total	73	5	43

Percent of First Course Cohort Who Completed Each Level Successfully

Ethnicity	Engl 201B	Engl 100-249	Engl 1A-99
White	na	na	na
Asian/PI/Filipino	86	9	54
Hispanic	92	8	54
Black	72	3	36
Native Am	na	na	na
Other/Unkwn	100	0	100
Total	81	6	48

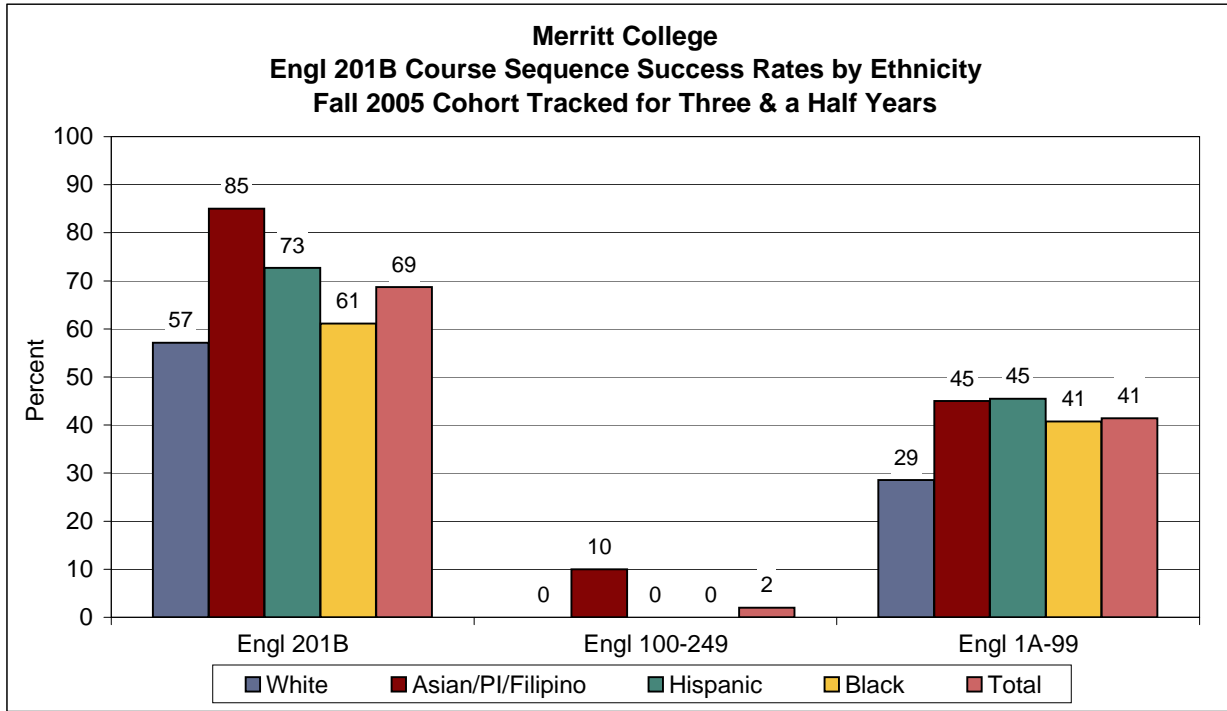
Note: Native American numbers are too small to provide meaningful success rates.

Definitions:

1. Cohorts are defined as students taking the initial course in the Fall term of the specified cohort year.
2. Counts are unduplicated; students may have attempted and/or succeeded in a course more than once; multiple attempts and multiple successes at each level are counted only once.
3. Cohorts are followed for 9 terms (including summers) after the initial term, i.e., for a 3 & 1/2-year period. For example, the Fall 2005 cohort is followed from Fall 2005 through Fall 2008.
4. Students are tracked for courses after the initial level at all four colleges.

Source: PCCD Data Mart (dbf files from Bruce Hawkins); Hyperion query "Basic Skills Next Lvl Success.bqy"

RBB - 8/30/09



Unduplicated Number of Cohort Attempting Each English Level

Ethnicity	Engl 201B	Engl 100-249	Engl 1A-99
White	7	0	3
Asian/PI/Filipino	20	2	12
Hispanic	11	0	6
Black	54	0	28
Native Am	0	0	0
Other/Unkwn	7	0	4
Total	99	2	53

Unduplicated Number of Cohort Completing Next Levels Successfully

Ethnicity	Engl 201B	Engl 100-249	Engl 1A-99
White	4	0	2
Asian/PI/Filipino	17	2	9
Hispanic	8	0	5
Black	33	0	22
Native Am	0	0	0
Other/Unkwn	6	0	3
Total	68	2	41

Percent of First Course Cohort Who Completed Each Level Successfully

Ethnicity	Engl 201B	Engl 100-249	Engl 1A-99
White	57	0	29
Asian/PI/Filipino	85	10	45
Hispanic	73	0	45
Black	61	0	41
Native Am	na	na	na
Other/Unkwn	86	0	43
Total	69	2	41

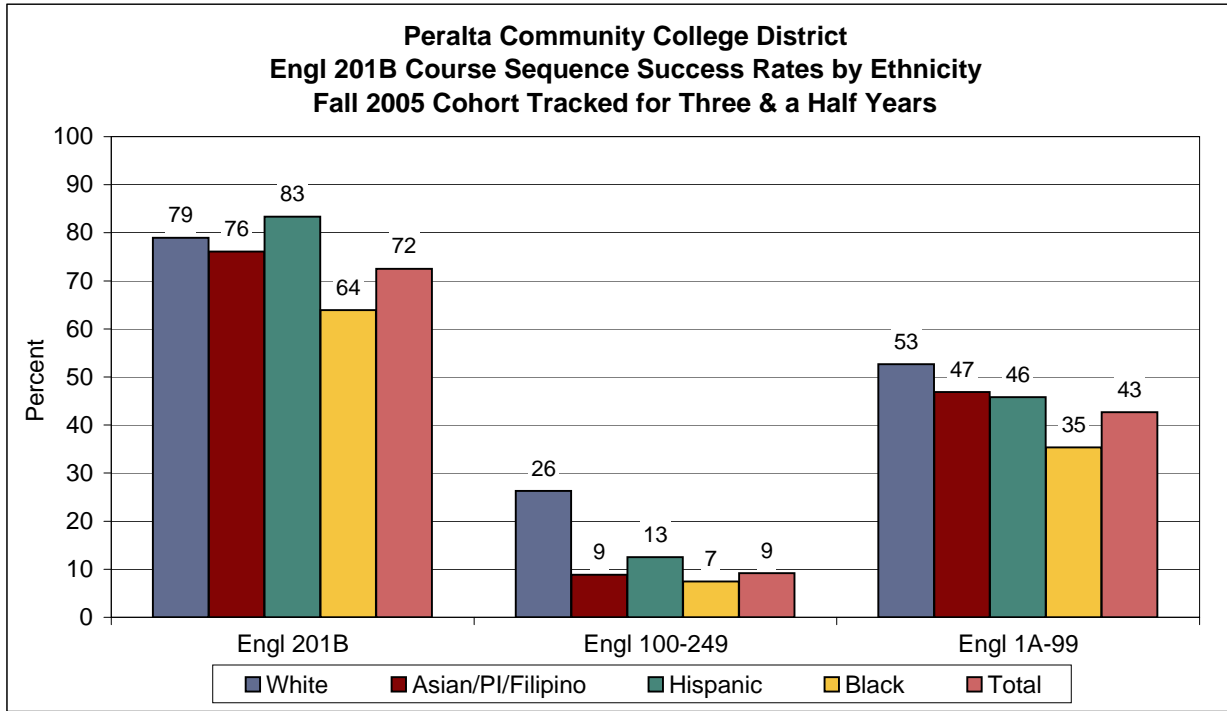
Note: Native American numbers are too small to provide meaningful success rates.

Definitions:

1. Cohorts are defined as students taking the initial course in the Fall term of the specified cohort year.
2. Counts are unduplicated; students may have attempted and/or succeeded in a course more than once; multiple attempts and multiple successes at each level are counted only once.
3. Cohorts are followed for 9 terms (including summers) after the initial term, i.e., for a 3 & 1/2-year period. For example, the Fall 2005 cohort is followed from Fall 2005 through Fall 2008.
4. Students are tracked for courses after the initial level at all four colleges.

Source: PCCD Data Mart (dbf files from Bruce Hawkins); Hyperion query "Basic Skills Next Lvl Success.bqy"

RBB - 8/30/09



Unduplicated Number of Cohort Attempting Each English Level

Ethnicity	Engl 201B	Engl 100-249	Engl 1A-99
White	19	5	13
Asian/PI/Filipino	113	11	67
Hispanic	48	6	25
Black	147	14	72
Native Am	0	0	0
Other/Unkwn	22	1	15
Total	349	37	192

Unduplicated Number of Cohort Completing Next Levels Successfully

Ethnicity	Engl 201B	Engl 100-249	Engl 1A-99
White	15	5	10
Asian/PI/Filipino	86	10	53
Hispanic	40	6	22
Black	94	11	52
Native Am	0	0	0
Other/Unkwn	18	0	12
Total	253	32	149

Percent of First Course Cohort Who Completed Each Level Successfully

Ethnicity	Engl 201B	Engl 100-249	Engl 1A-99
White	79	26	53
Asian/PI/Filipino	76	9	47
Hispanic	83	13	46
Black	64	7	35
Native Am	na	na	na
Other/Unkwn	82	0	55
Total	72	9	43

Note: Native American numbers are too small to provide meaningful success rates.

Definitions:

1. Cohorts are defined as students taking the initial course in the Fall term of the specified cohort year.
2. Counts are unduplicated; students may have attempted and/or succeeded in a course more than once; multiple attempts and multiple successes at each level are counted only once.
3. Cohorts are followed for 9 terms (including summers) after the initial term, i.e., for a 3 & 1/2-year period. For example, the Fall 2005 cohort is followed from Fall 2005 through Fall 2008.
4. Students are tracked for courses after the initial level at all four colleges.

Source: PCCD Data Mart (dbf files from Bruce Hawkins); Hyperion query "Basic Skills Next Lvl Success.bqy"

RBB - 8/30/09