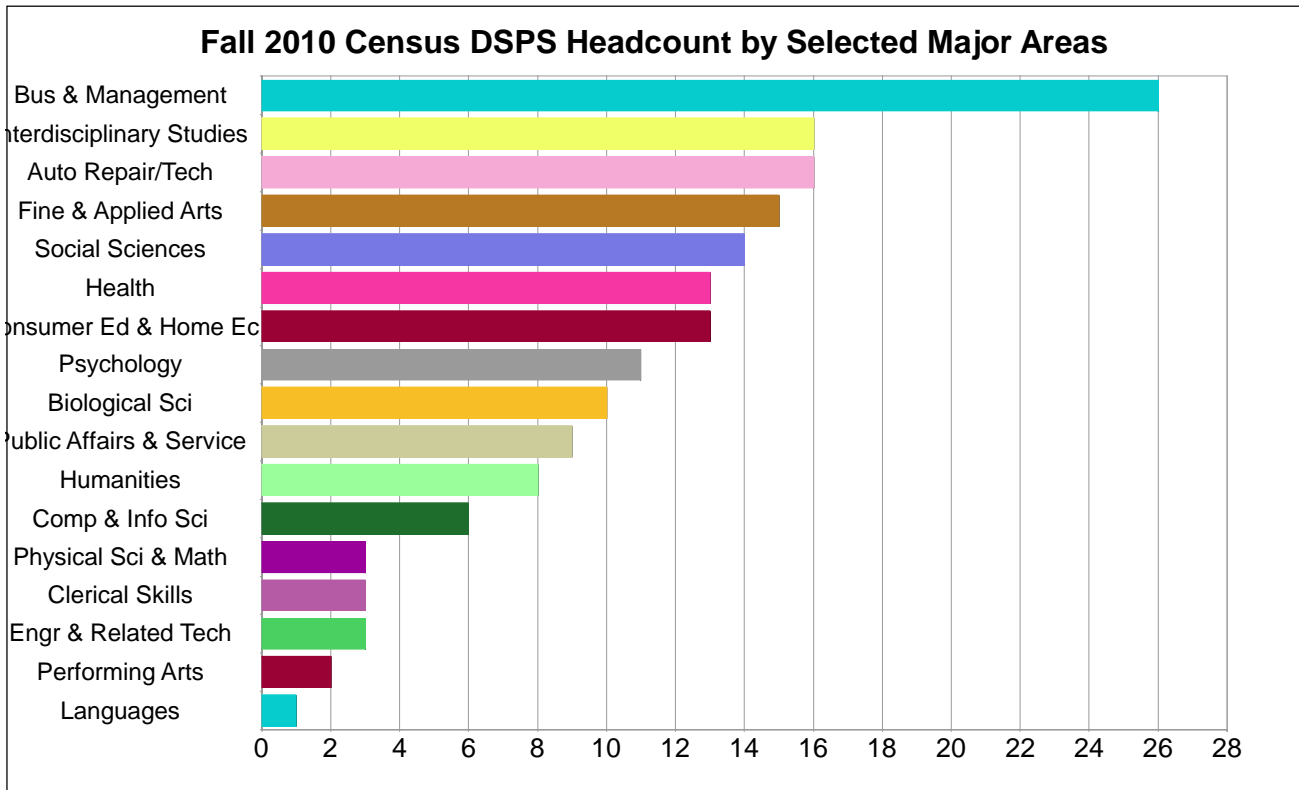


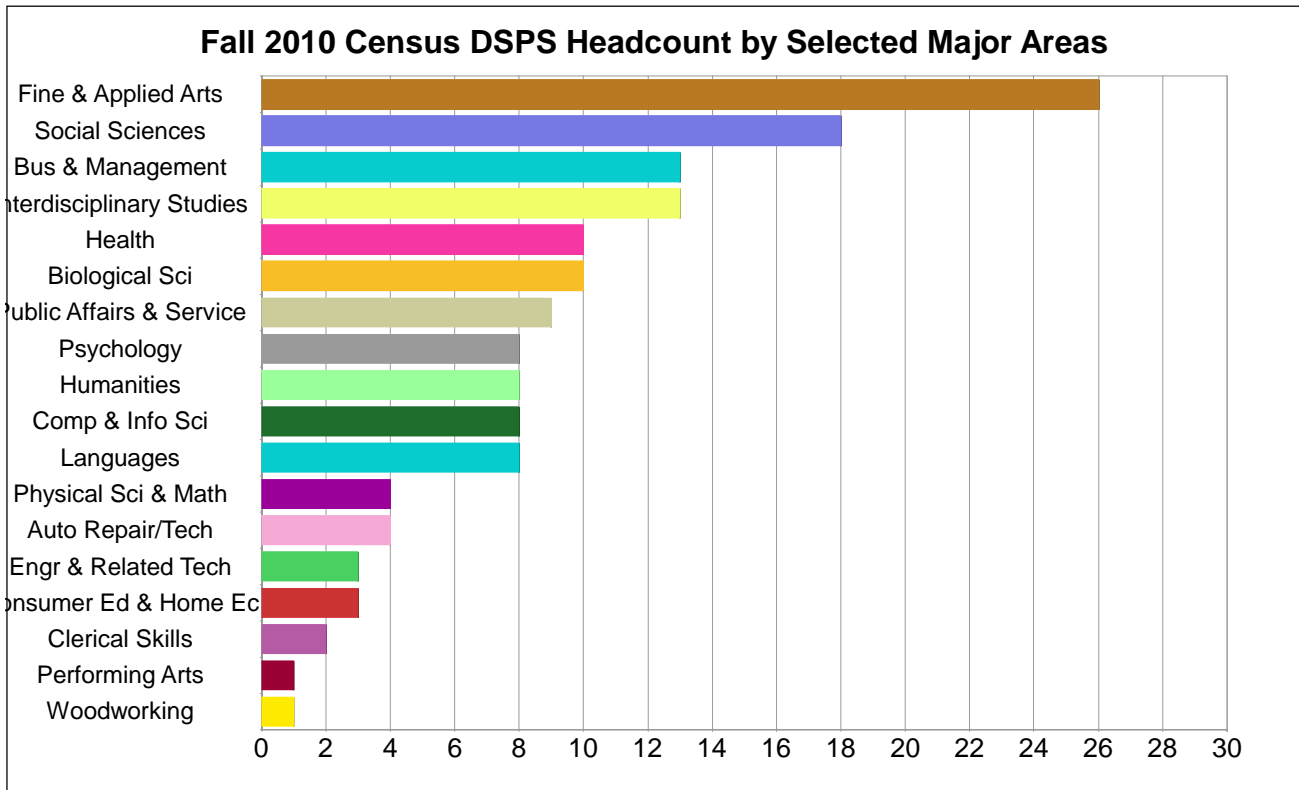
College of Alameda



Fall 2010 Census DSPS Headcount by Selected Major Areas

Major Area	Number	Percent
Other	223	57%
Bus & Management	26	7%
Interdisciplinary Studies	16	4%
Auto Repair/Tech	16	4%
Fine & Applied Arts	15	4%
Social Sciences	14	4%
Health	13	3%
Consumer Ed & Home Ec	13	3%
Psychology	11	3%
Biological Sci	10	3%
Public Affairs & Service	9	2%
Humanities	8	2%
Comp & Info Sci	6	2%
Clerical Skills	3	1%
Physical Sci & Math	3	1%
Engr & Related Tech	3	1%
Performing Arts	2	1%
Languages	1	0%
Total	392	100%

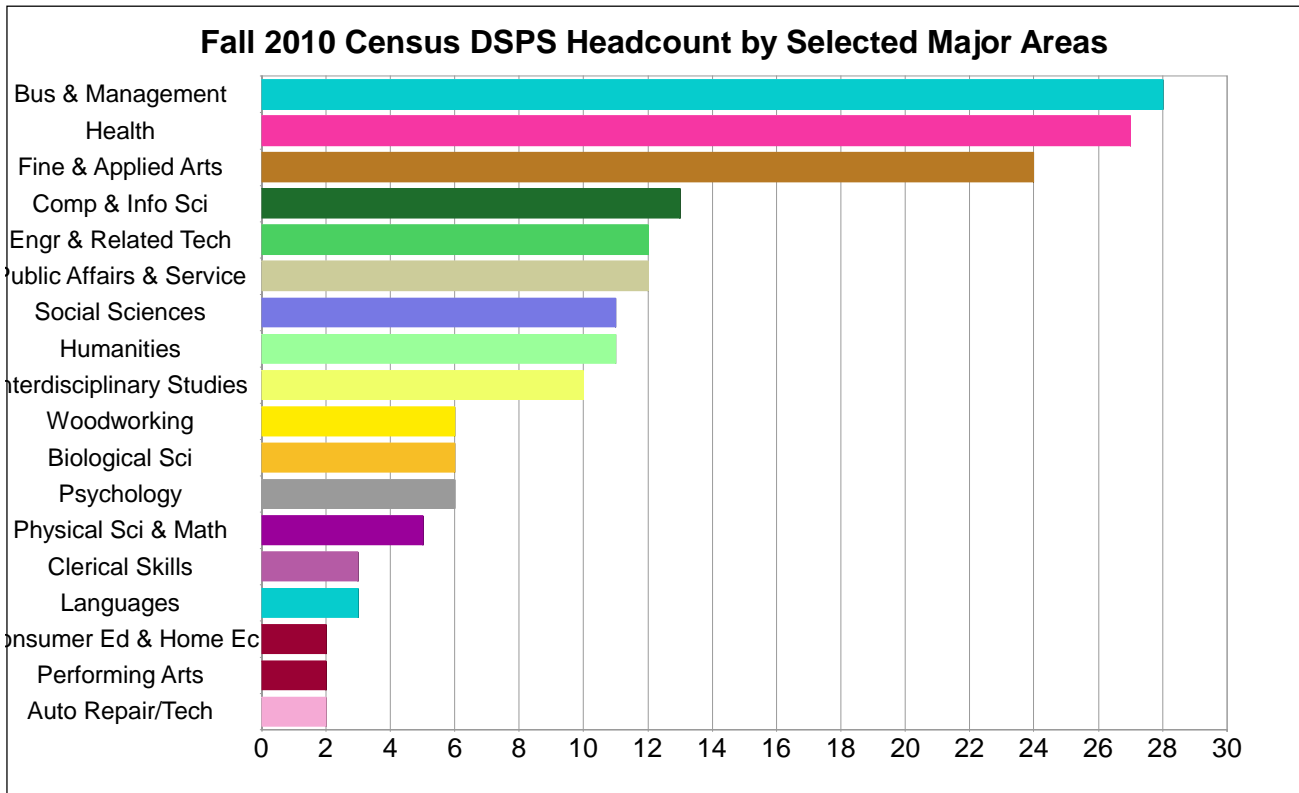
Berkeley City College



Fall 2010 Census DSPS Headcount by Selected Major Areas

Major Area	Number	Percent
Other	165	53%
Fine & Applied Arts	26	8%
Social Sciences	18	6%
Bus & Management	13	4%
Interdisciplinary Studies	13	4%
Health	10	3%
Biological Sci	10	3%
Public Affairs & Service	9	3%
Languages	8	3%
Comp & Info Sci	8	3%
Humanities	8	3%
Psychology	8	3%
Physical Sci & Math	4	1%
Auto Repair/Tech	4	1%
Consumer Ed & Home Ec	3	1%
Engr & Related Tech	3	1%
Clerical Skills	2	1%
Performing Arts	1	0%
Woodworking	1	0%
Total	314	100%

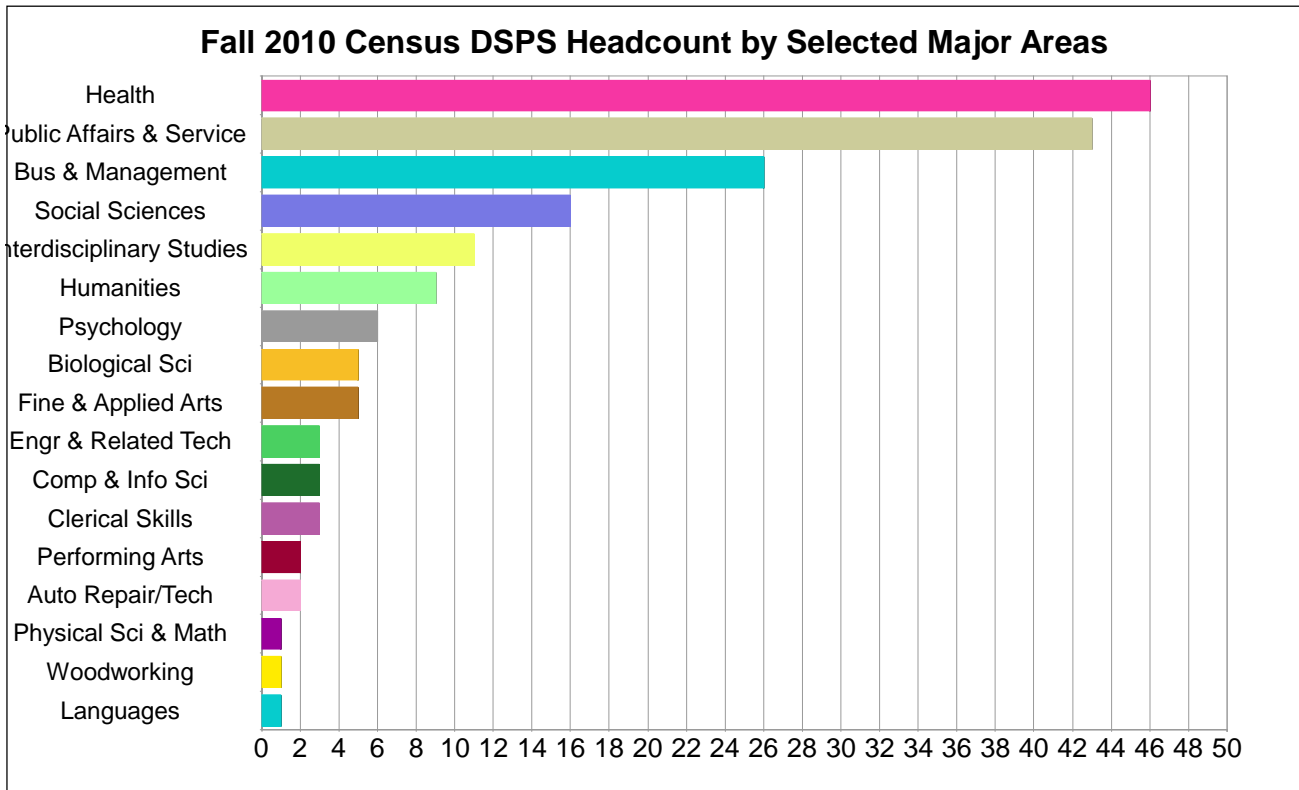
Laney College



Fall 2010 Census DSPS Headcount by Selected Major Areas

Major Area	Number	Percent
Other	223	55%
Bus & Management	28	7%
Health	27	7%
Fine & Applied Arts	24	6%
Comp & Info Sci	13	3%
Engr & Related Tech	12	3%
Public Affairs & Service	12	3%
Social Sciences	11	3%
Humanities	11	3%
Interdisciplinary Studies	10	2%
Biological Sci	6	1%
Woodworking	6	1%
Psychology	6	1%
Physical Sci & Math	5	1%
Clerical Skills	3	1%
Languages	3	1%
Performing Arts	2	0%
Consumer Ed & Home Ec	2	0%
Auto Repair/Tech	2	0%
Total	406	100%

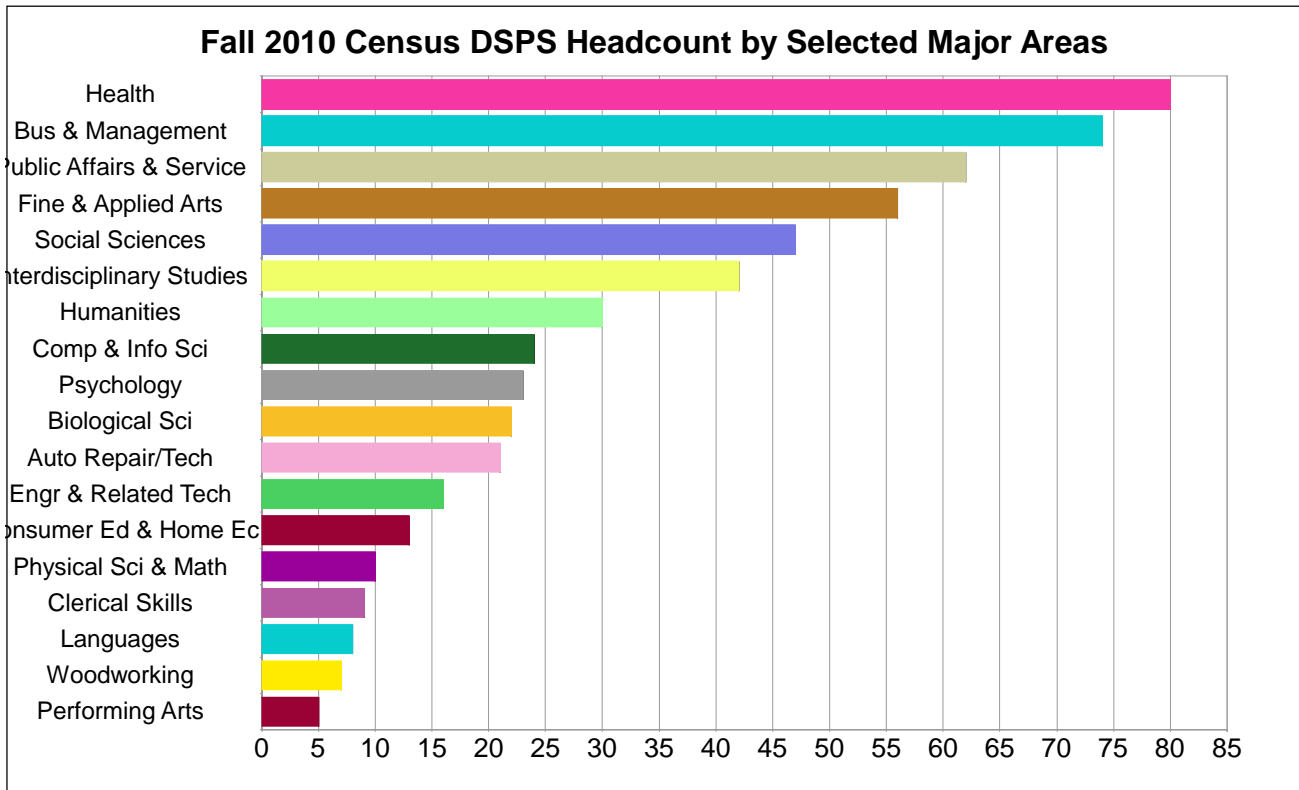
Merritt College



Fall 2010 Census DSPS Headcount by Selected Major Areas

Major Area	Number	Percent
Other	143	44%
Health	46	14%
Public Affairs & Service	43	13%
Bus & Management	26	8%
Social Sciences	16	5%
Interdisciplinary Studies	11	3%
Humanities	9	3%
Psychology	6	2%
Fine & Applied Arts	5	2%
Biological Sci	5	2%
Engr & Related Tech	3	1%
Comp & Info Sci	3	1%
Clerical Skills	3	1%
Auto Repair/Tech	2	1%
Performing Arts	2	1%
Woodworking	1	0%
Physical Sci & Math	1	0%
Languages	1	0%
Total	326	100%

Peralta Community College District



Fall 2010 Census DSPS Headcount by Selected Major Areas

Major Area	Number	Percent
Other	647	54%
Health	80	7%
Bus & Management	74	6%
Public Affairs & Service	62	5%
Fine & Applied Arts	56	5%
Social Sciences	47	4%
Interdisciplinary Studies	42	4%
Humanities	30	3%
Comp & Info Sci	24	2%
Psychology	23	2%
Biological Sci	22	2%
Auto Repair/Tech	21	2%
Engr & Related Tech	16	1%
Consumer Ed & Home Ec	13	1%
Physical Sci & Math	10	1%
Clerical Skills	9	1%
Languages	8	1%
Woodworking	7	1%
Performing Arts	5	0%
Total	1,196	100%