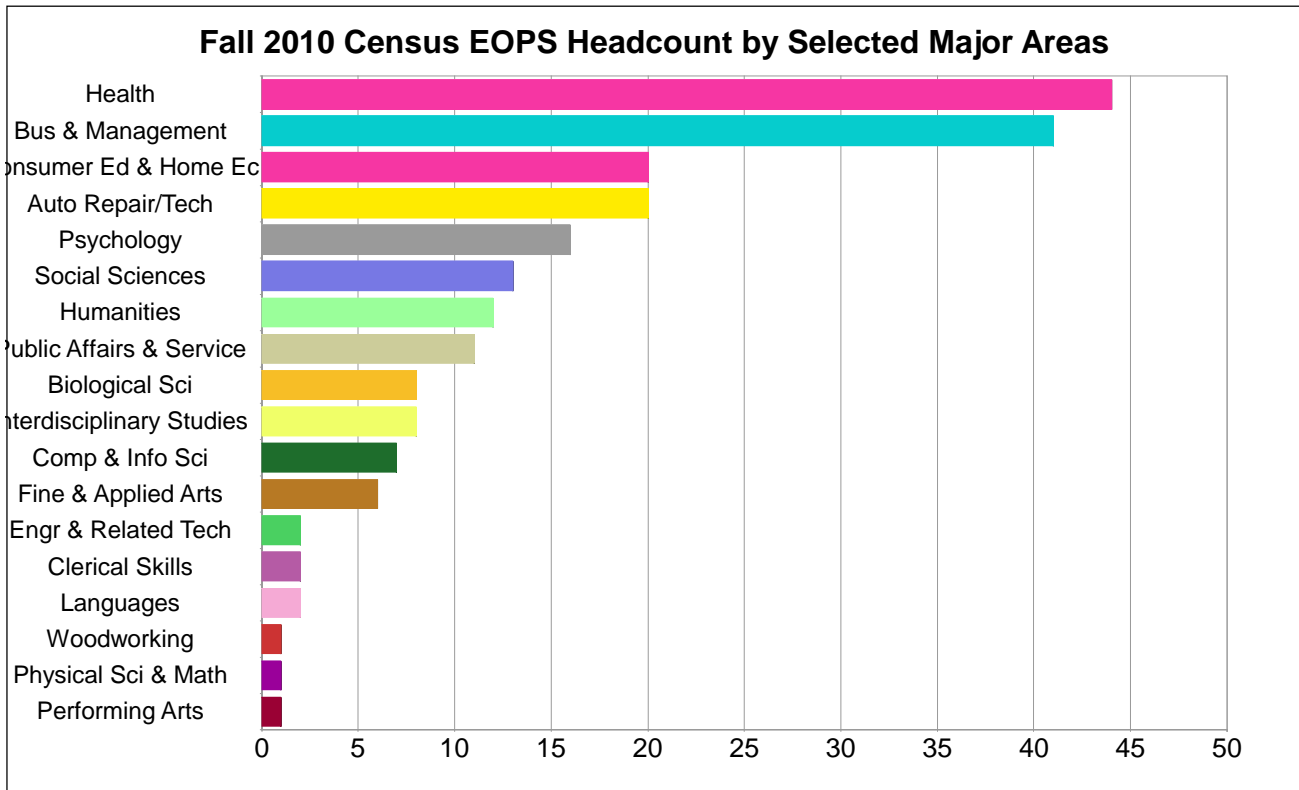


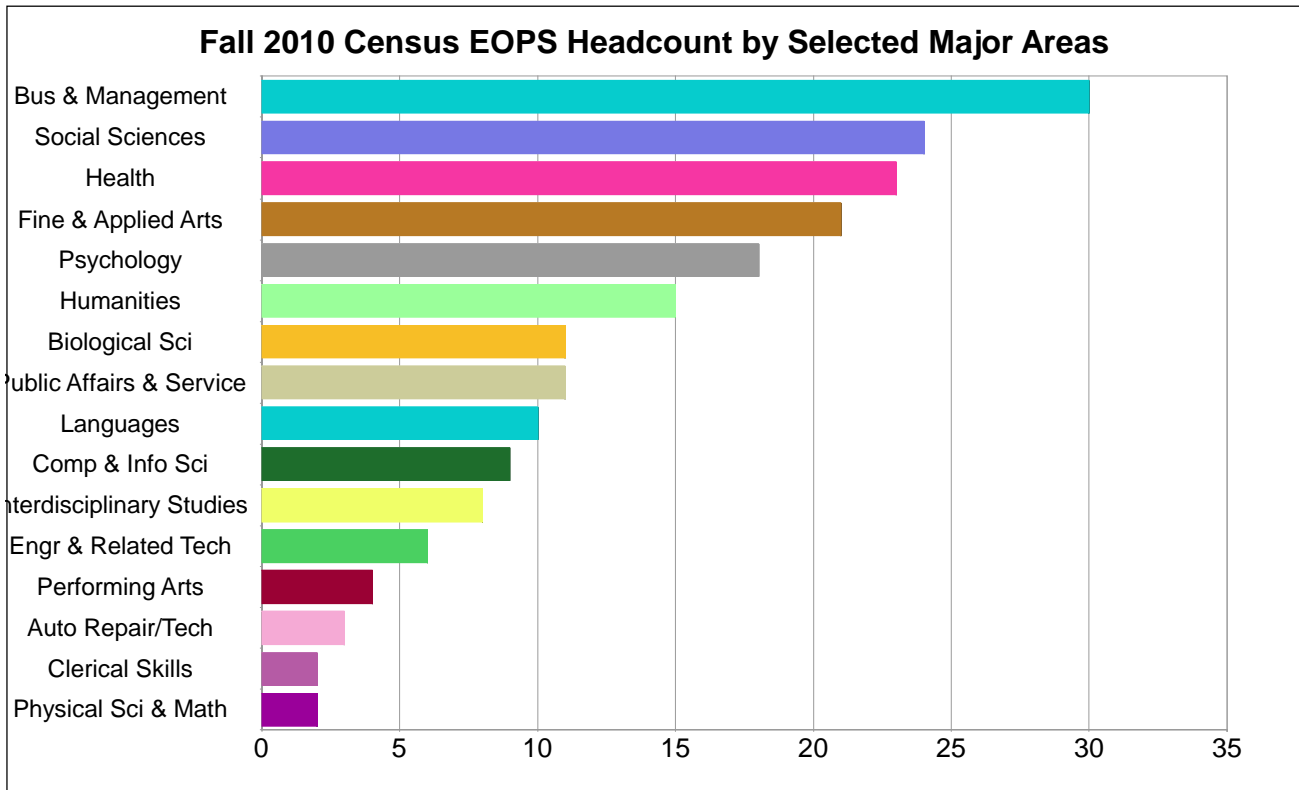
**College of Alameda**



**Fall 2010 Census EOPS Headcount by Selected Major Areas**

Major Area	Number	Percent
Other	190	47%
Health	44	11%
Bus & Management	41	10%
Consumer Ed & Home Ec	20	5%
Auto Repair/Tech	20	5%
Psychology	16	4%
Social Sciences	13	3%
Humanities	12	3%
Public Affairs & Service	11	3%
Interdisciplinary Studies	8	2%
Biological Sci	8	2%
Comp & Info Sci	7	2%
Fine & Applied Arts	6	1%
Engr & Related Tech	2	0%
Clerical Skills	2	0%
Languages	2	0%
Woodworking	1	0%
Physical Sci & Math	1	0%
Performing Arts	1	0%
<b>Total</b>	<b>405</b>	<b>100%</b>

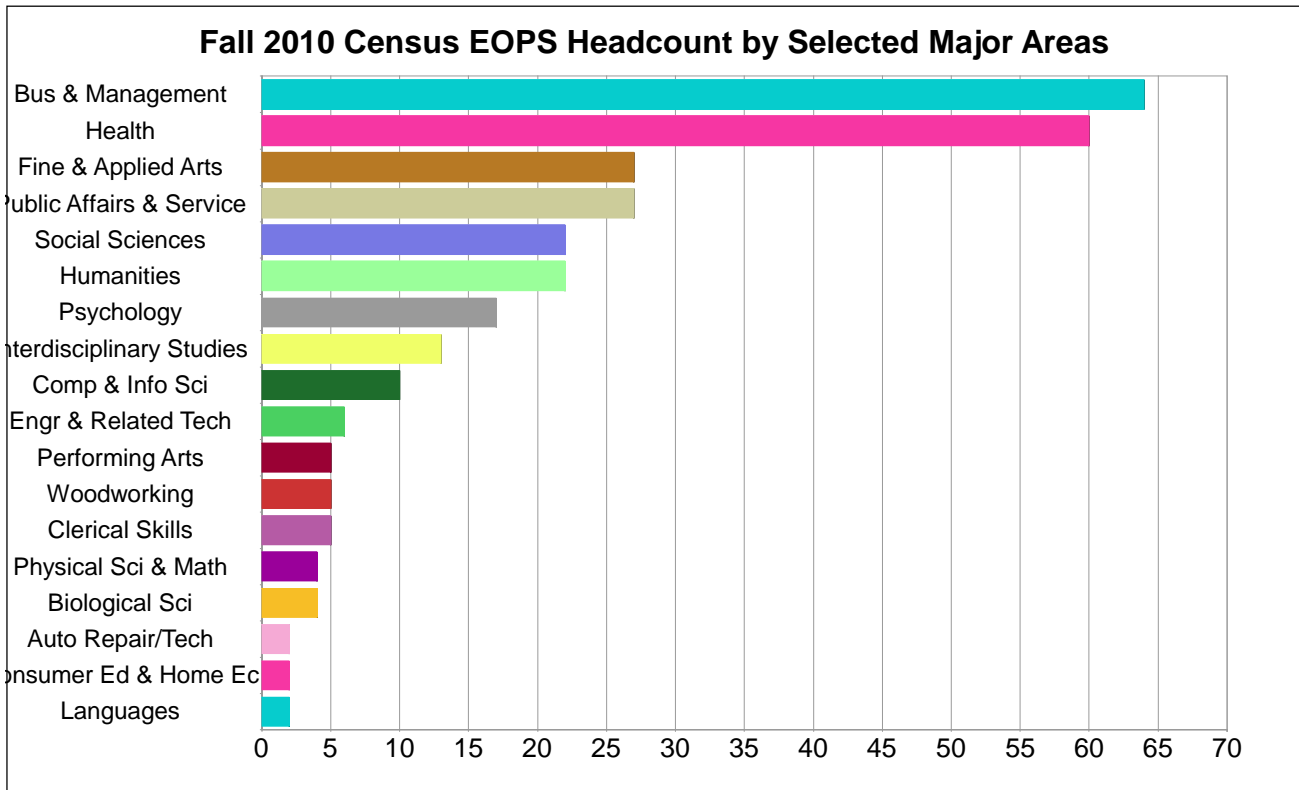
**Berkeley City College**



**Fall 2010 Census EOPS Headcount by Selected Major Areas**

Major Area	Number	Percent
Other	130	40%
Bus & Management	30	9%
Social Sciences	24	7%
Health	23	7%
Fine & Applied Arts	21	6%
Psychology	18	6%
Humanities	15	5%
Public Affairs & Service	11	3%
Biological Sci	11	3%
Languages	10	3%
Comp & Info Sci	9	3%
Interdisciplinary Studies	8	2%
Engr & Related Tech	6	2%
Performing Arts	4	1%
Auto Repair/Tech	3	1%
Clerical Skills	2	1%
Physical Sci & Math	2	1%
<b>Total</b>	<b>327</b>	<b>100%</b>

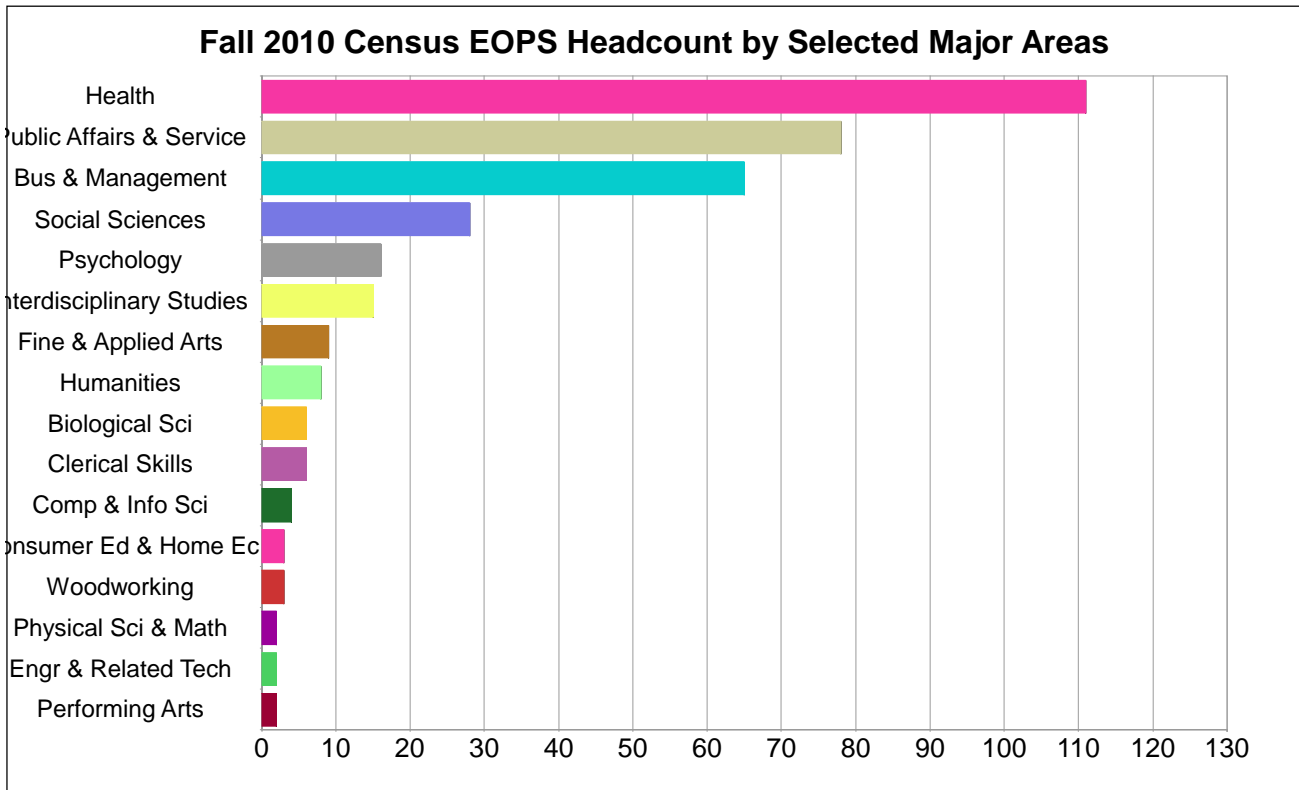
## Laney College



**Fall 2010 Census EOPS Headcount by Selected Major Areas**

Major Area	Number	Percent
Other	385	56%
Bus & Management	64	9%
Health	60	9%
Fine & Applied Arts	27	4%
Public Affairs & Service	27	4%
Humanities	22	3%
Social Sciences	22	3%
Psychology	17	2%
Interdisciplinary Studies	13	2%
Comp & Info Sci	10	1%
Engr & Related Tech	6	1%
Woodworking	5	1%
Performing Arts	5	1%
Clerical Skills	5	1%
Biological Sci	4	1%
Physical Sci & Math	4	1%
Consumer Ed & Home Ec	2	0%
Auto Repair/Tech	2	0%
Languages	2	0%
<b>Total</b>	<b>682</b>	<b>100%</b>

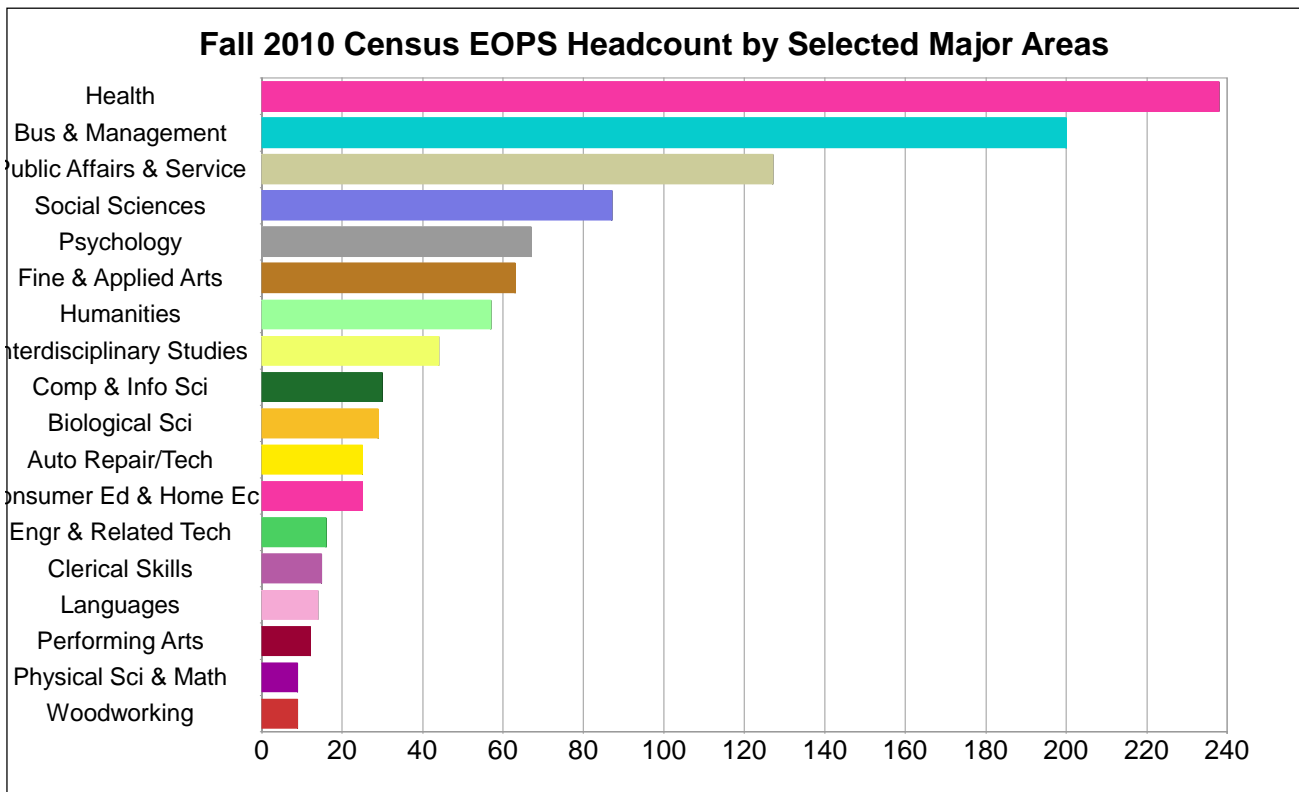
**Merritt College**



**Fall 2010 Census EOPS Headcount by Selected Major Areas**

Major Area	Number	Percent
Other	147	29%
Health	111	22%
Public Affairs & Service	78	15%
Bus & Management	65	13%
Social Sciences	28	6%
Psychology	16	3%
Interdisciplinary Studies	15	3%
Fine & Applied Arts	9	2%
Humanities	8	2%
Biological Sci	6	1%
Clerical Skills	6	1%
Comp & Info Sci	4	1%
Consumer Ed & Home Ec	3	1%
Woodworking	3	1%
Performing Arts	2	0%
Physical Sci & Math	2	0%
Engr & Related Tech	2	0%
<b>Total</b>	<b>505</b>	<b>100%</b>

**Peralta Community College District**



**Fall 2010 Census EOPS Headcount by Selected Major Areas**

Major Area	Number	Percent
Other	852	44%
Health	238	12%
Bus & Management	200	10%
Public Affairs & Service	127	7%
Social Sciences	87	5%
Psychology	67	3%
Fine & Applied Arts	63	3%
Humanities	57	3%
Interdisciplinary Studies	44	2%
Comp & Info Sci	30	2%
Biological Sci	29	2%
Consumer Ed & Home Ec	25	1%
Auto Repair/Tech	25	1%
Engr & Related Tech	16	1%
Clerical Skills	15	1%
Languages	14	1%
Performing Arts	12	1%
Woodworking	9	0%
Physical Sci & Math	9	0%
<b>Total</b>	<b>1,919</b>	<b>100%</b>