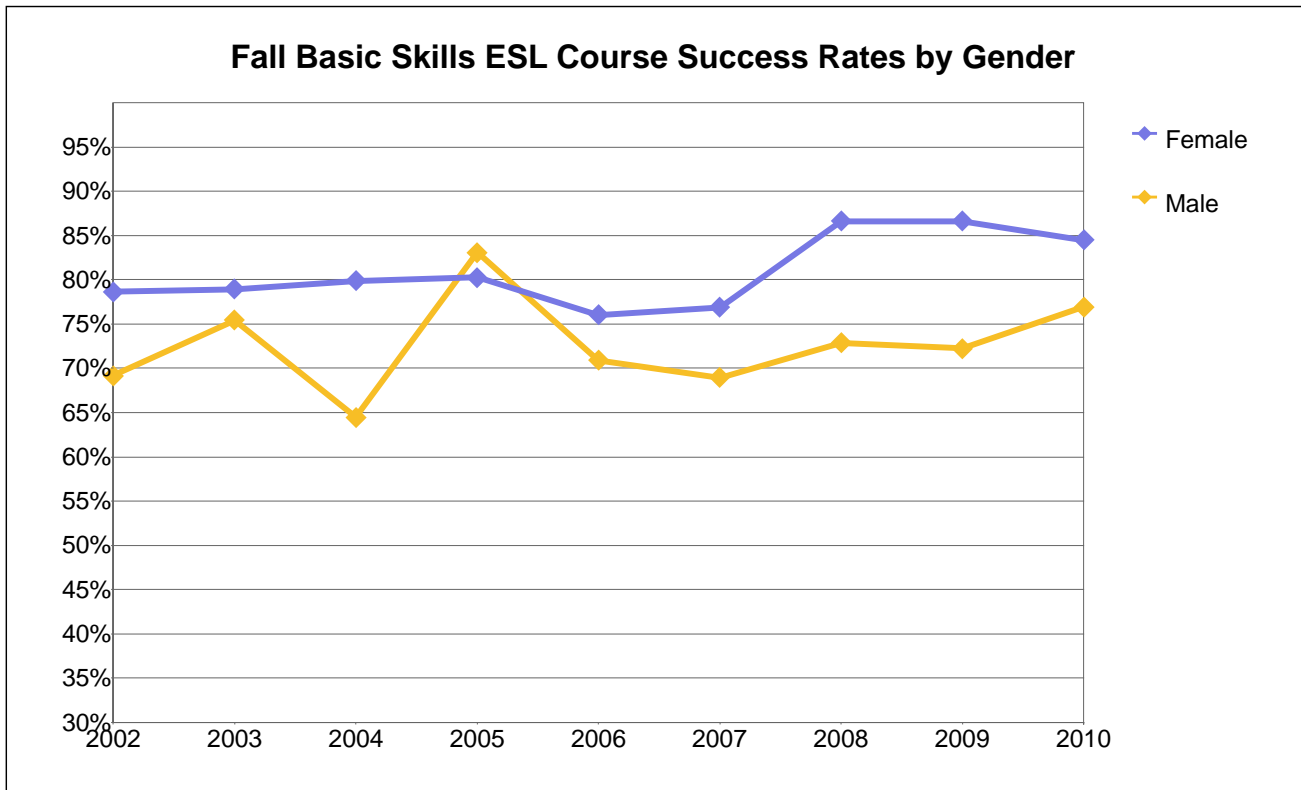


College of Alameda



Number of Fall Basic Skills ESL Total Grades Awarded by Gender

Gender	2002	2003	2004	2005	2006	2007	2008	2009	2010
Female	234	228	164	162	213	199	202	224	187
Male	107	114	76	71	110	116	118	90	104
Unkwn	5	8	1	1			6	13	7
Total	346	350	241	234	323	315	326	327	298

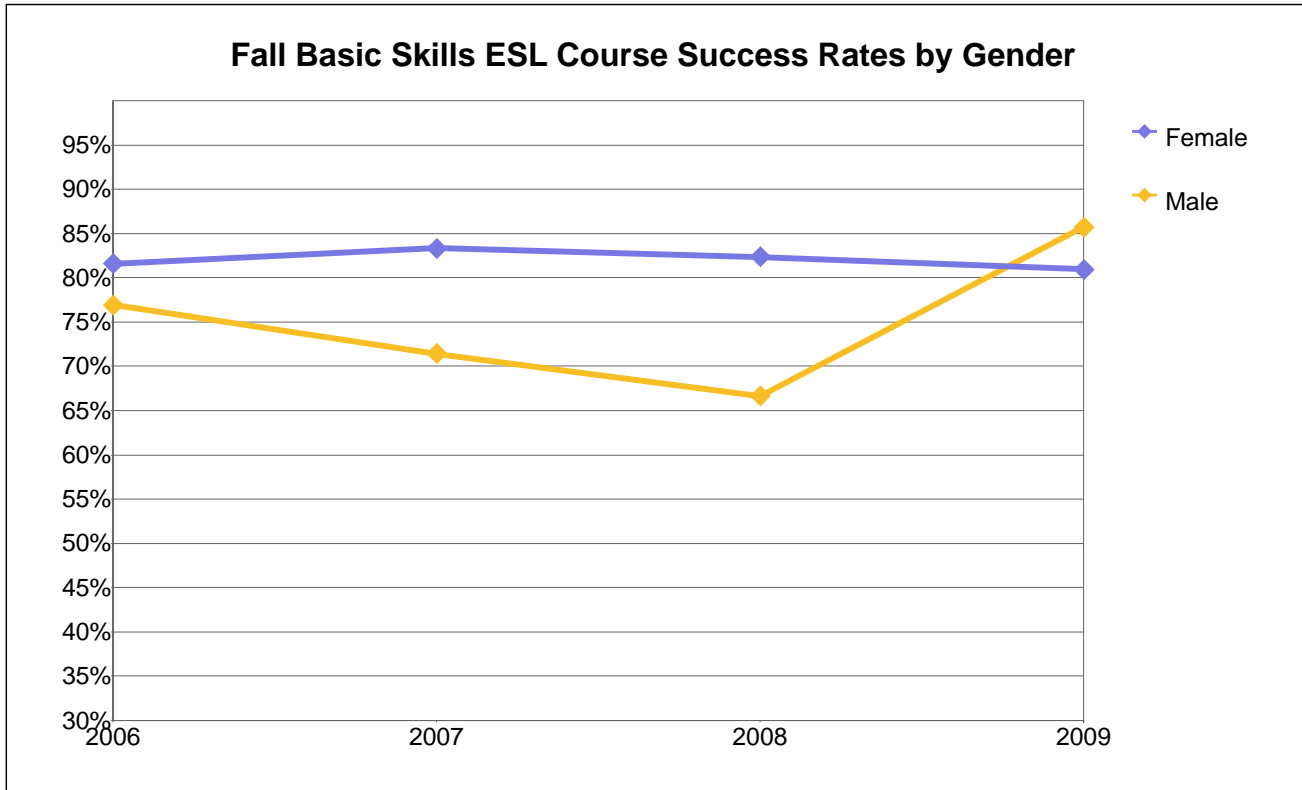
Number of Fall Basic Skills ESL Successful Grades by Gender

Gender	2002	2003	2004	2005	2006	2007	2008	2009	2010
Female	184	180	131	130	162	153	175	194	158
Male	74	86	49	59	78	80	86	65	80
Unkwn	4	6	0	1			5	11	6
Total	262	272	180	190	240	233	266	270	244

Basic Skills ESL Course Success Rates by Gender

Gender	2002	2003	2004	2005	2006	2007	2008	2009	2010
Female	79%	79%	80%	80%	76%	77%	87%	87%	84%
Male	69%	75%	64%	83%	71%	69%	73%	72%	77%
Unkwn	80%	75%	0%	100%			83%	85%	86%
Total	76%	78%	75%	81%	74%	74%	82%	83%	82%

Berkeley City College



Number of Fall Basic Skills ESL Total Grades Awarded by Gender

Gender	2006	2007	2008	2009
Female	38	30	17	21
Male	13	21	12	7
Total	51	51	29	28

Note: Berkeley City's ESL Program did not commence until Fall 2006.

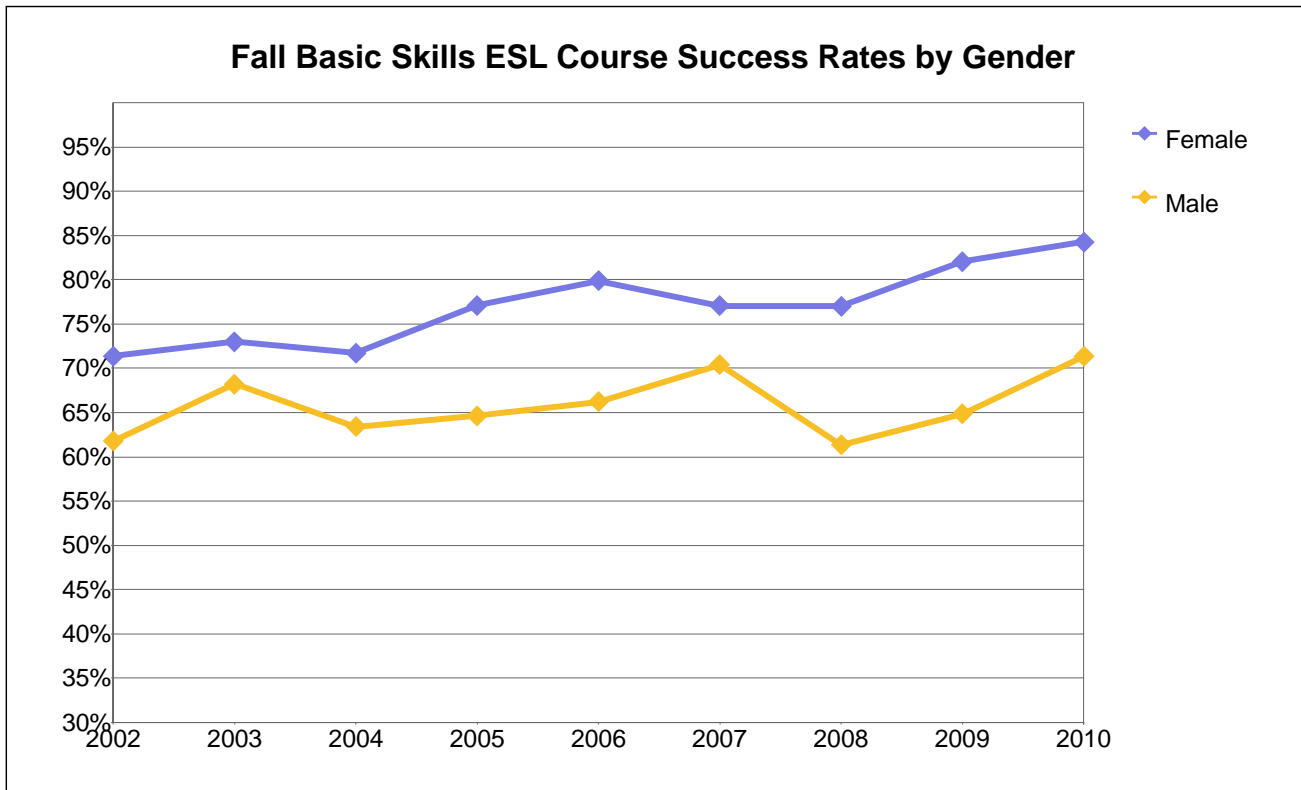
Number of Fall Basic Skills ESL Successful Grades by Gender

Gender	2006	2007	2008	2009
Female	31	25	14	17
Male	10	15	8	6
Total	41	40	22	23

Basic Skills ESL Course Success Rates by Gender

Gender	2006	2007	2008	2009
Female	82%	83%	82%	81%
Male	77%	71%	67%	86%
Total	80%	78%	76%	82%

Laney College



Number of Fall Basic Skills ESL Total Grades Awarded by Gender

Gender	2002	2003	2004	2005	2006	2007	2008	2009	2010
Female	930	800	810	769	775	746	718	647	700
Male	450	444	421	393	441	412	445	498	391
Unkwn	6	17	11	3	2		9	41	34
Total	1,386	1,261	1,242	1,165	1,218	1,158	1,172	1,186	1,125

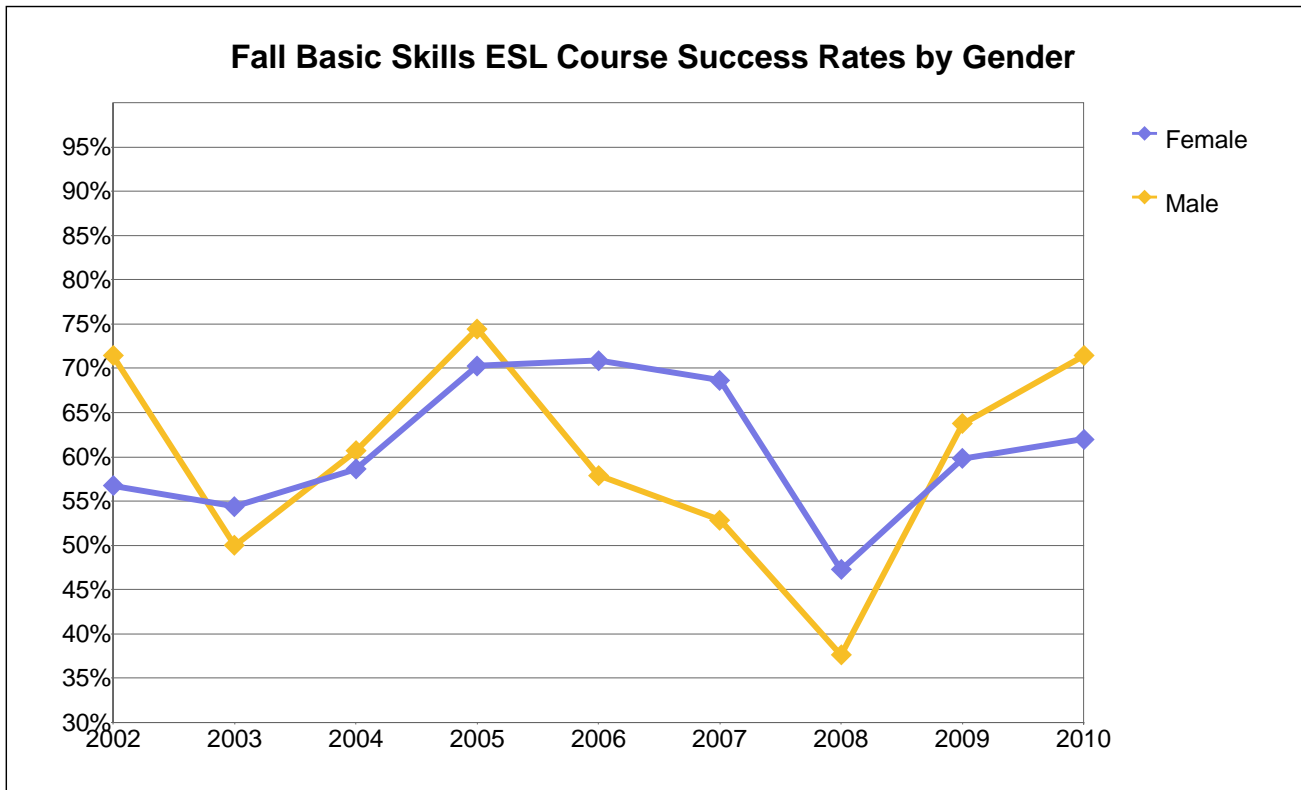
Number of Fall Basic Skills ESL Successful Grades by Gender

Gender	2002	2003	2004	2005	2006	2007	2008	2009	2010
Female	664	584	581	593	619	575	553	531	590
Male	278	303	267	254	292	290	273	323	279
Unkwn	3	16	9	0	2		6	33	27
Total	945	903	857	847	913	865	832	887	896

Basic Skills ESL Course Success Rates by Gender

Gender	2002	2003	2004	2005	2006	2007	2008	2009	2010
Female	71%	73%	72%	77%	80%	77%	77%	82%	84%
Male	62%	68%	63%	65%	66%	70%	61%	65%	71%
Unkwn	50%	94%	82%	0%	100%		67%	80%	79%
Total	68%	72%	69%	73%	75%	75%	71%	75%	80%

Merritt College



Number of Fall Basic Skills ESL Total Grades Awarded by Gender

Gender	2002	2003	2004	2005	2006	2007	2008	2009	2010
Female	215	285	232	202	206	169	201	209	200
Male	105	110	89	94	76	87	109	91	84
Unkwn			1				3	17	10
Total	320	395	322	296	282	256	313	317	294

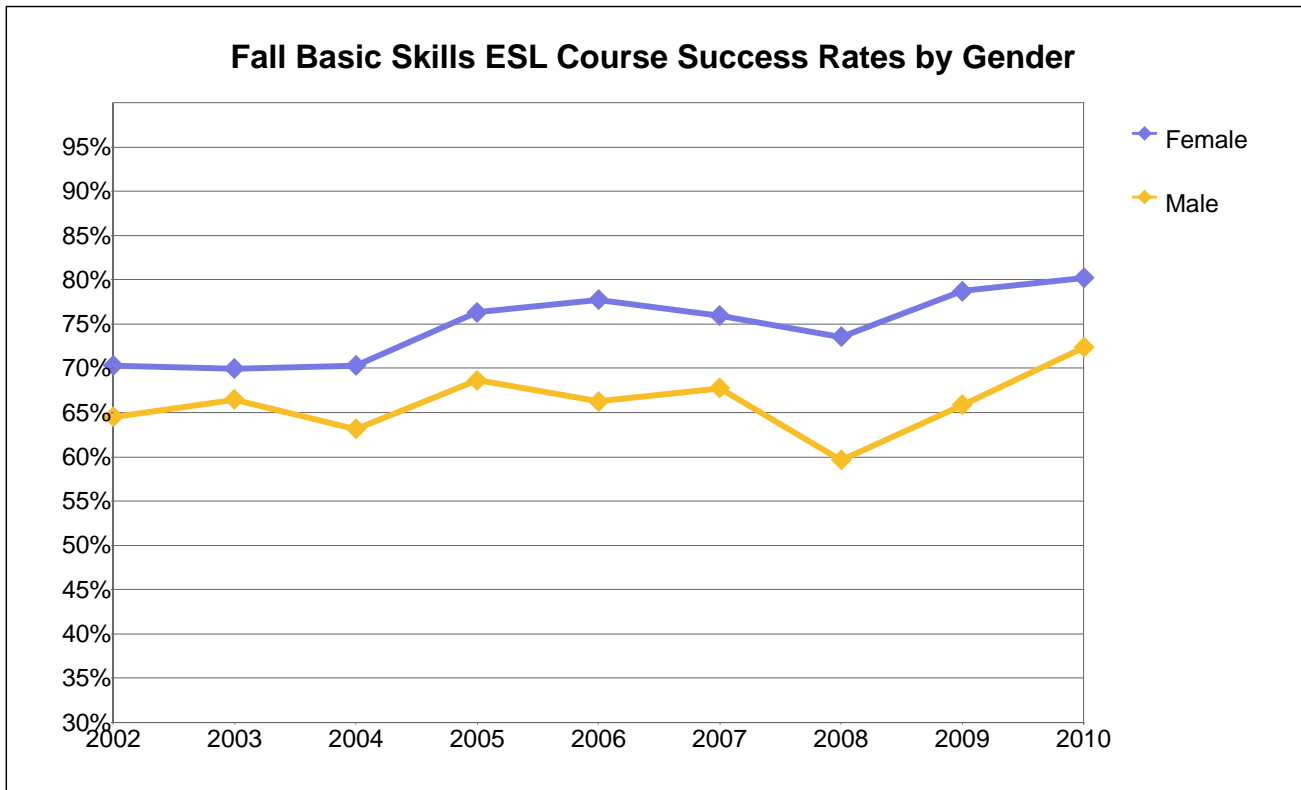
Number of Fall Basic Skills ESL Successful Grades by Gender

Gender	2002	2003	2004	2005	2006	2007	2008	2009	2010
Female	122	155	136	142	146	116	95	125	124
Male	75	55	54	70	44	46	41	58	60
Unkwn			0				1	14	3
Total	197	210	190	212	190	162	137	197	187

Basic Skills ESL Course Success Rates by Gender

Gender	2002	2003	2004	2005	2006	2007	2008	2009	2010
Female	57%	54%	59%	70%	71%	69%	47%	60%	62%
Male	71%	50%	61%	74%	58%	53%	38%	64%	71%
Unkwn			0%				33%	82%	30%
Total	62%	53%	59%	72%	67%	63%	44%	62%	64%

Peralta Community College District



Number of Fall Basic Skills ESL Total Grades Awarded by Gender

Gender	2002	2003	2004	2005	2006	2007	2008	2009	2010
Female	1,379	1,313	1,206	1,133	1,232	1,144	1,138	1,101	1,087
Male	662	668	586	558	640	636	684	686	579
Unkwn	11	25	13	4	2		18	71	51
Total	2,052	2,006	1,805	1,695	1,874	1,780	1,840	1,858	1,717

Number of Fall Basic Skills ESL Successful Grades by Gender

Gender	2002	2003	2004	2005	2006	2007	2008	2009	2010
Female	970	919	848	865	958	869	837	867	872
Male	427	444	370	383	424	431	408	452	419
Unkwn	7	22	9	1	2		12	58	36
Total	1,404	1,385	1,227	1,249	1,384	1,300	1,257	1,377	1,327

Basic Skills ESL Course Success Rates by Gender

Gender	2002	2003	2004	2005	2006	2007	2008	2009	2010
Female	70%	70%	70%	76%	78%	76%	74%	79%	80%
Male	65%	66%	63%	69%	66%	68%	60%	66%	72%
Unkwn	64%	88%	69%	25%	100%		67%	82%	71%
Total	68%	69%	68%	74%	74%	73%	68%	74%	77%