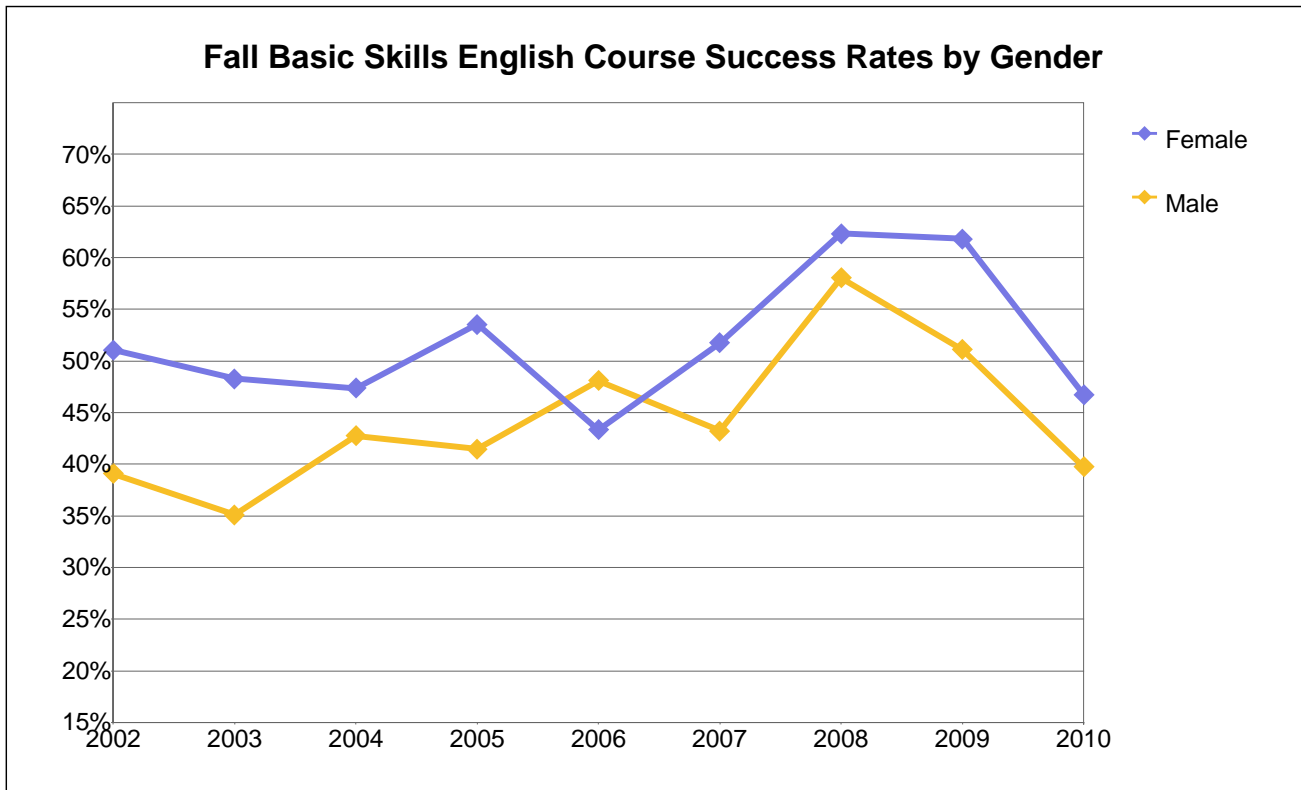


College of Alameda



Number of Fall Basic Skills English Total Grades Awarded by Gender

Gender	2002	2003	2004	2005	2006	2007	2008	2009	2010
Female	235	203	209	155	150	141	138	186	169
Male	174	131	152	164	131	155	155	180	156
Unkwn	3	5	6	5			8	20	23
Total	412	339	367	324	281	296	301	386	348

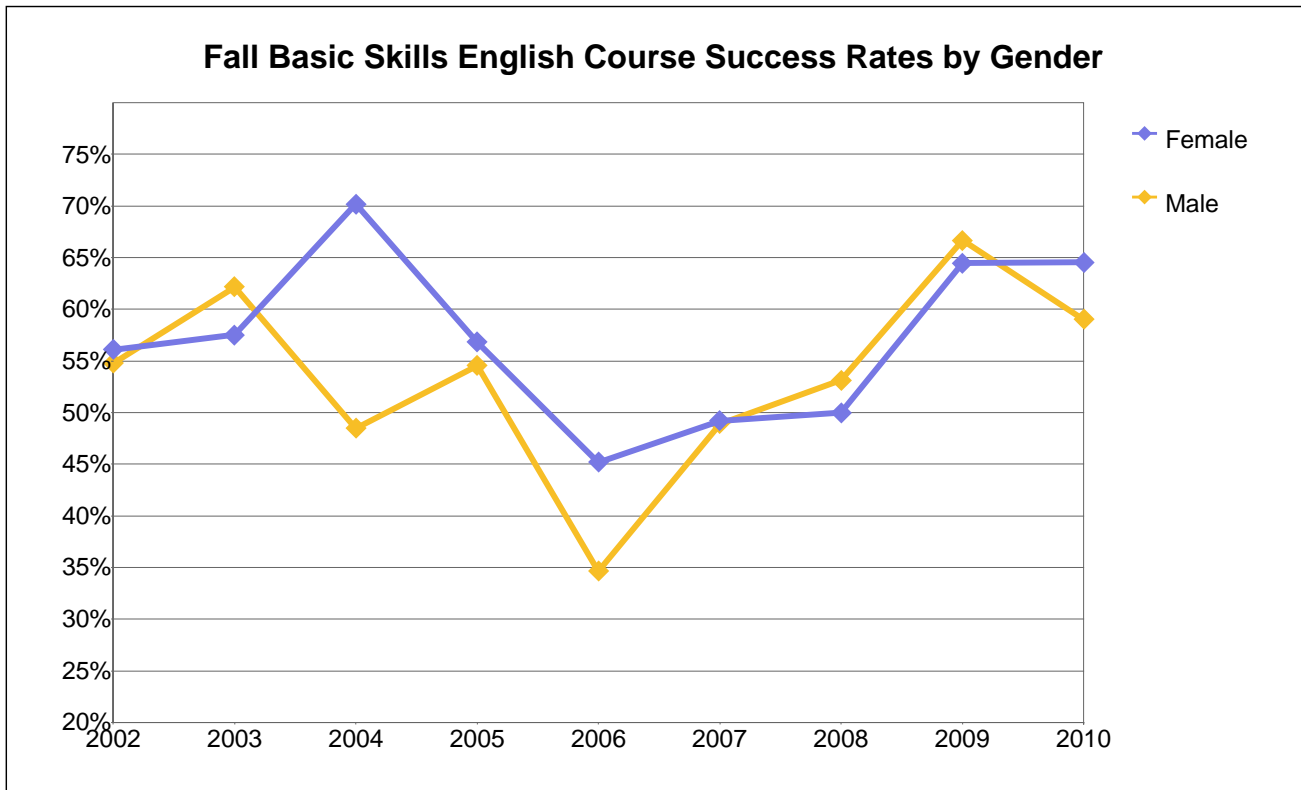
Number of Fall Basic Skills English Successful Grades by Gender

Gender	2002	2003	2004	2005	2006	2007	2008	2009	2010
Female	120	98	99	83	65	73	86	115	79
Male	68	46	65	68	63	67	90	92	62
Unkwn	0	3	1	0			4	10	13
Total	188	147	165	151	128	140	180	217	154

Basic Skills English Course Success Rates by Gender

Gender	2002	2003	2004	2005	2006	2007	2008	2009	2010
Female	51%	48%	47%	54%	43%	52%	62%	62%	47%
Male	39%	35%	43%	41%	48%	43%	58%	51%	40%
Unkwn	0%	60%	17%	0%			50%	50%	57%
Total	46%	43%	45%	47%	46%	47%	60%	56%	44%

Berkeley City College



Number of Fall Basic Skills English Total Grades Awarded by Gender

Gender	2002	2003	2004	2005	2006	2007	2008	2009	2010
Female	164	146	114	88	104	130	108	107	141
Male	73	74	66	66	75	94	96	93	122
Unkwn		5	4		1		9	15	18
Total	237	225	184	154	180	224	213	215	281

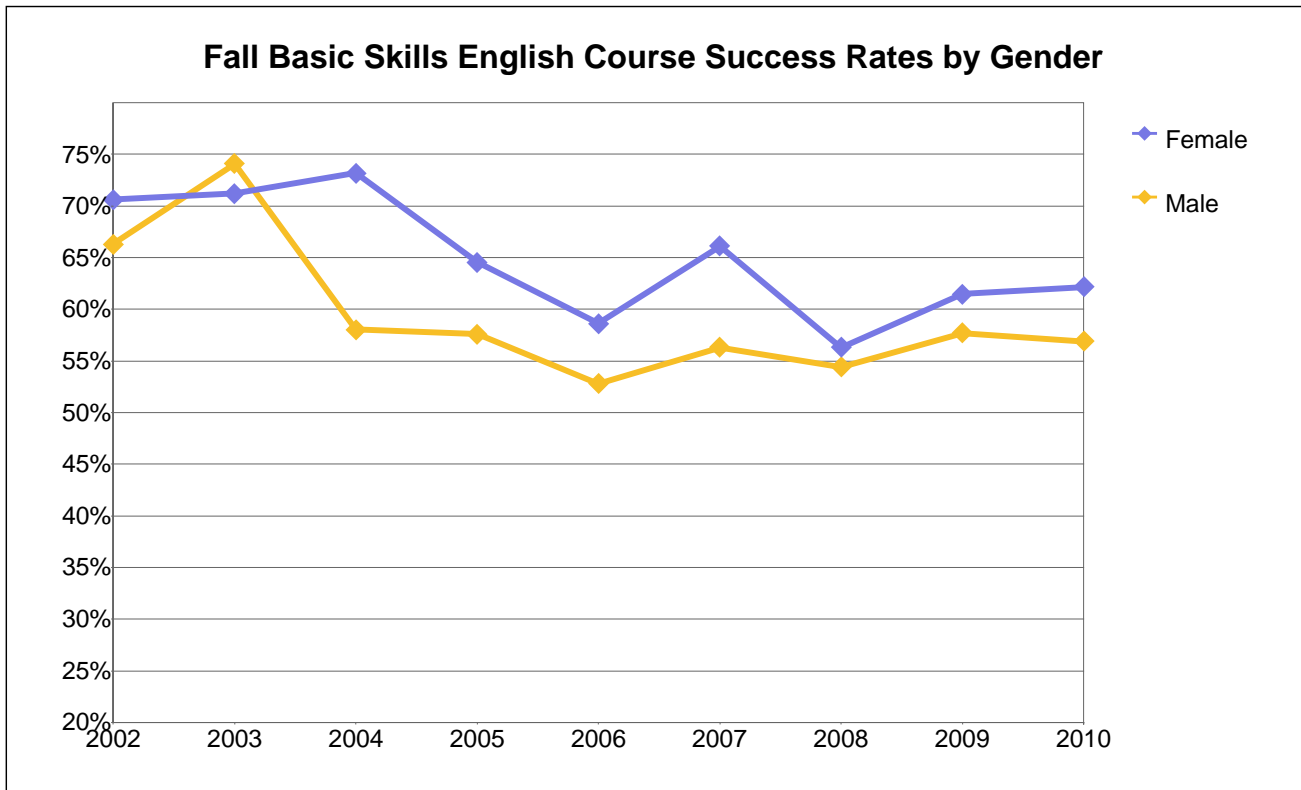
Number of Fall Basic Skills English Successful Grades by Gender

Gender	2002	2003	2004	2005	2006	2007	2008	2009	2010
Female	92	84	80	50	47	64	54	69	91
Male	40	46	32	36	26	46	51	62	72
Unkwn		4	4		1		7	11	11
Total	132	134	116	86	74	110	112	142	174

Basic Skills English Course Success Rates by Gender

Gender	2002	2003	2004	2005	2006	2007	2008	2009	2010
Female	56%	58%	70%	57%	45%	49%	50%	64%	65%
Male	55%	62%	48%	55%	35%	49%	53%	67%	59%
Unkwn		80%	100%		100%		78%	73%	61%
Total	56%	60%	63%	56%	41%	49%	53%	66%	62%

Laney College



Number of Fall Basic Skills English Total Grades Awarded by Gender

Gender	2002	2003	2004	2005	2006	2007	2008	2009	2010
Female	361	351	306	347	285	304	309	296	238
Male	267	274	212	243	214	190	193	227	188
Unkwn	6	5	4	8	2	1	22	43	42
Total	634	630	522	598	501	495	524	566	468

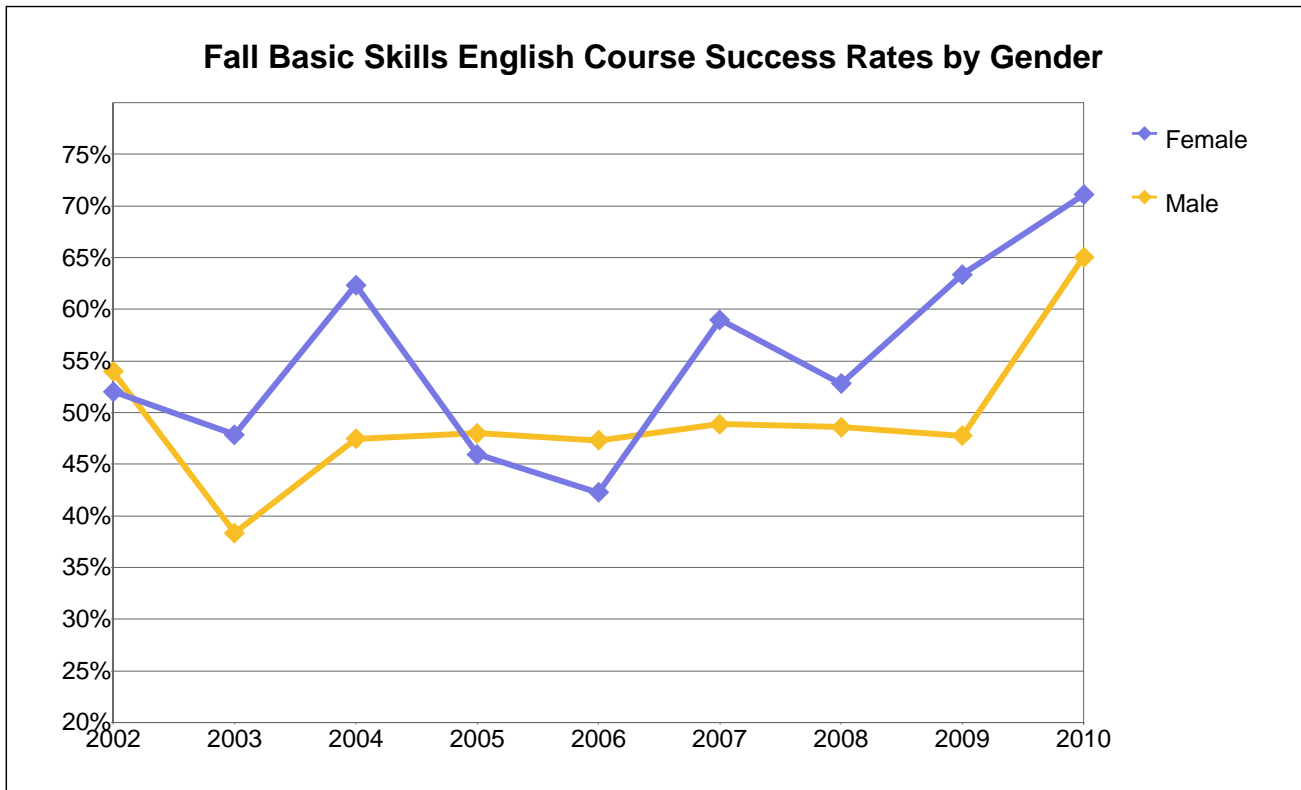
Number of Fall Basic Skills English Successful Grades by Gender

Gender	2002	2003	2004	2005	2006	2007	2008	2009	2010
Female	255	250	224	224	167	201	174	182	148
Male	177	203	123	140	113	107	105	131	107
Unkwn	5	1	3	4	0	0	15	26	29
Total	437	454	350	368	280	308	294	339	284

Basic Skills English Course Success Rates by Gender

Gender	2002	2003	2004	2005	2006	2007	2008	2009	2010
Female	71%	71%	73%	65%	59%	66%	56%	61%	62%
Male	66%	74%	58%	58%	53%	56%	54%	58%	57%
Unkwn	83%	20%	75%	50%	0%	0%	68%	60%	69%
Total	69%	72%	67%	62%	56%	62%	56%	60%	61%

Merritt College



Number of Fall Basic Skills English Total Grades Awarded by Gender

Gender	2002	2003	2004	2005	2006	2007	2008	2009	2010
Female	173	165	146	161	142	117	125	142	135
Male	63	60	59	75	74	45	72	67	63
Unkwn	1		3	1	2		6	9	16
Total	237	225	208	237	218	162	203	218	214

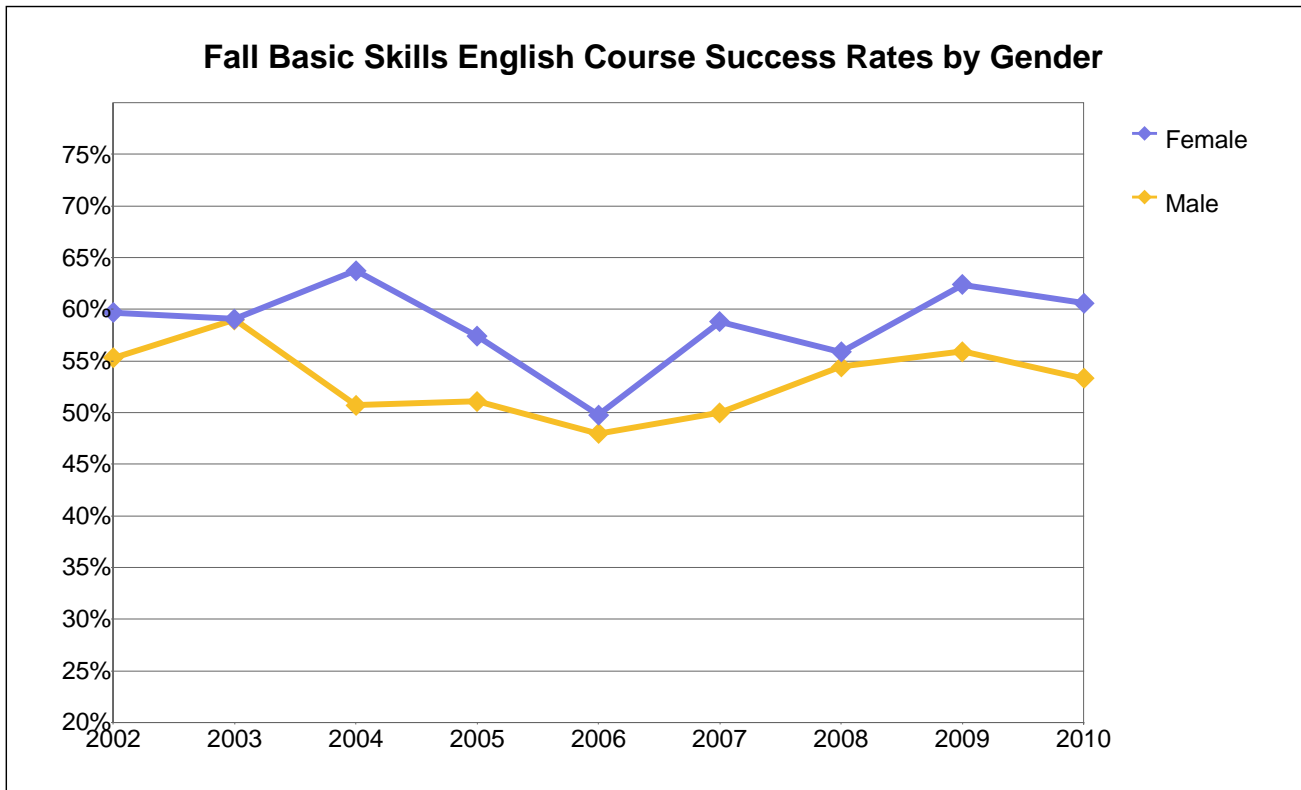
Number of Fall Basic Skills English Successful Grades by Gender

Gender	2002	2003	2004	2005	2006	2007	2008	2009	2010
Female	90	79	91	74	60	69	66	90	96
Male	34	23	28	36	35	22	35	32	41
Unkwn	0		2	0	0		2	7	11
Total	124	102	121	110	95	91	103	129	148

Basic Skills English Course Success Rates by Gender

Gender	2002	2003	2004	2005	2006	2007	2008	2009	2010
Female	52%	48%	62%	46%	42%	59%	53%	63%	71%
Male	54%	38%	47%	48%	47%	49%	49%	48%	65%
Unkwn	0%		67%	0%	0%		33%	78%	69%
Total	52%	45%	58%	46%	44%	56%	51%	59%	69%

Peralta Community College District



Number of Fall Basic Skills English Total Grades Awarded by Gender

Gender	2002	2003	2004	2005	2006	2007	2008	2009	2010
Female	933	865	775	751	681	692	680	731	683
Male	577	539	489	548	494	484	516	567	529
Unkwn	10	15	17	14	5	1	45	87	99
Total	1,520	1,419	1,281	1,313	1,180	1,177	1,241	1,385	1,311

Number of Fall Basic Skills English Successful Grades by Gender

Gender	2002	2003	2004	2005	2006	2007	2008	2009	2010
Female	557	511	494	431	339	407	380	456	414
Male	319	318	248	280	237	242	281	317	282
Unkwn	5	8	10	4	1	0	28	54	64
Total	881	837	752	715	577	649	689	827	760

Basic Skills English Course Success Rates by Gender

Gender	2002	2003	2004	2005	2006	2007	2008	2009	2010
Female	60%	59%	64%	57%	50%	59%	56%	62%	61%
Male	55%	59%	51%	51%	48%	50%	54%	56%	53%
Unkwn	50%	53%	59%	29%	20%	0%	62%	62%	65%
Total	58%	59%	59%	54%	49%	55%	56%	60%	58%