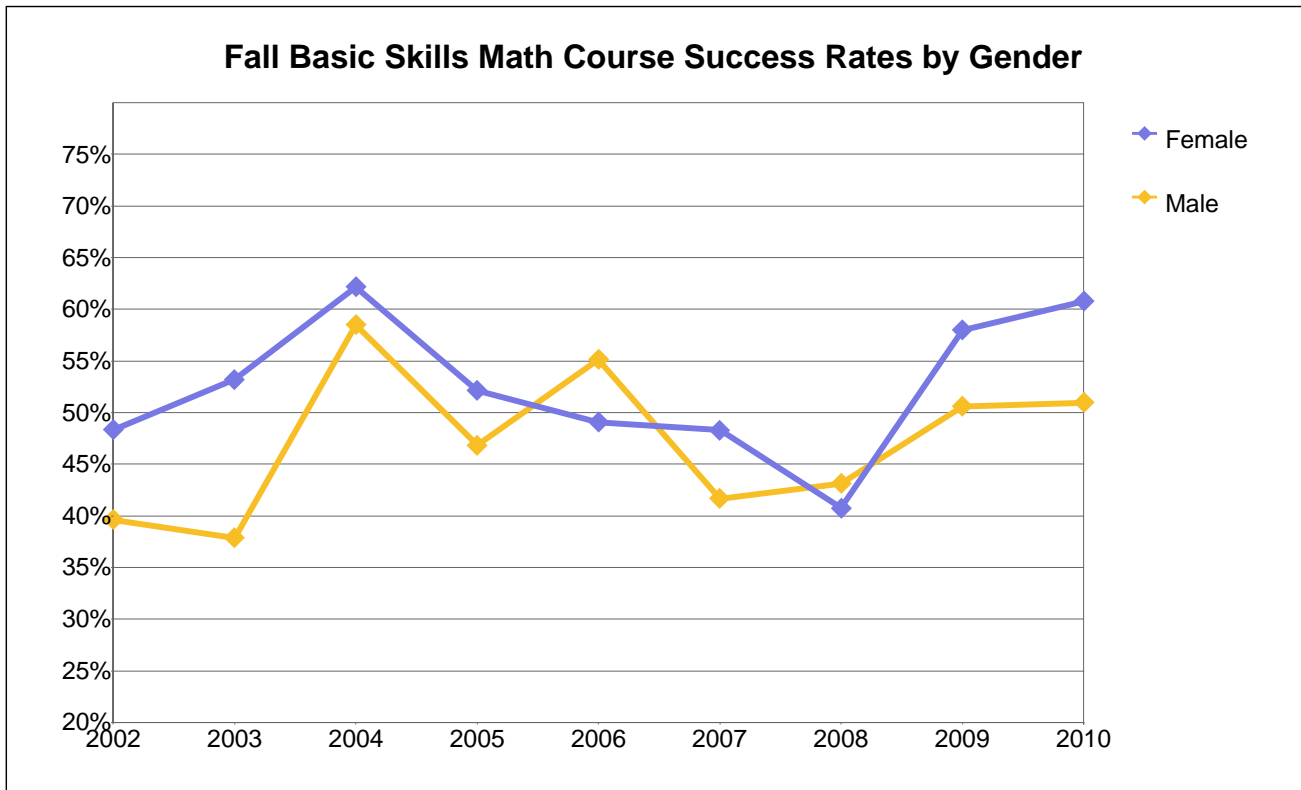


**College of Alameda**



**Number of Fall Basic Skills Math Total Grades Awarded by Gender**

Gender	2002	2003	2004	2005	2006	2007	2008	2009	2010
Female	182	188	148	140	161	147	184	238	227
Male	106	103	94	126	107	132	146	162	155
Unkwn	5	6	9	3			9	19	25
Total	293	297	251	269	268	279	339	419	407

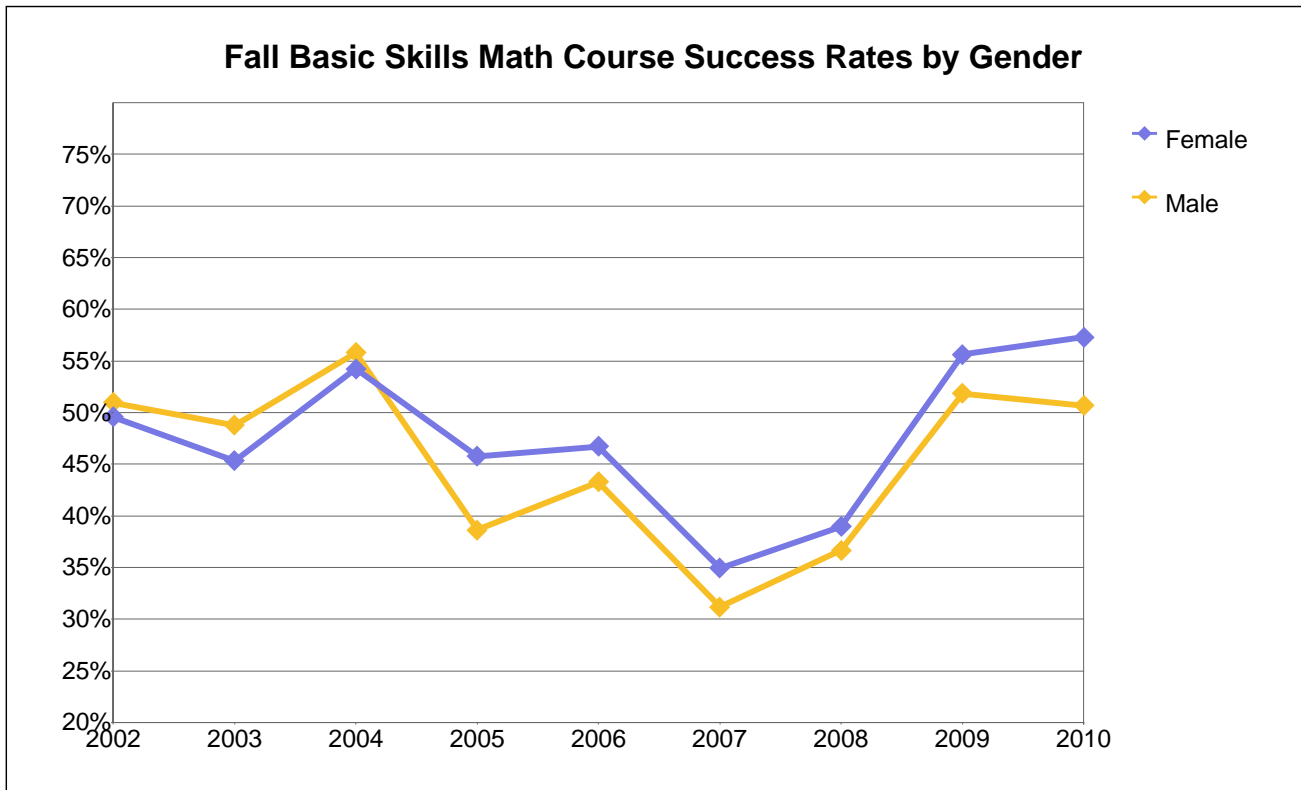
**Number of Fall Basic Skills Math Successful Grades by Gender**

Gender	2002	2003	2004	2005	2006	2007	2008	2009	2010
Female	88	100	92	73	79	71	75	138	138
Male	42	39	55	59	59	55	63	82	79
Unkwn	3	4	3	1			2	11	12
Total	133	143	150	133	138	126	140	231	229

**Basic Skills Math Course Success Rates by Gender**

Gender	2002	2003	2004	2005	2006	2007	2008	2009	2010
Female	48%	53%	62%	52%	49%	48%	41%	58%	61%
Male	40%	38%	59%	47%	55%	42%	43%	51%	51%
Unkwn	60%	67%	33%	33%			22%	58%	48%
Total	45%	48%	60%	49%	51%	45%	41%	55%	56%

**Berkeley City College**



**Number of Fall Basic Skills Math Total Grades Awarded by Gender**

Gender	2002	2003	2004	2005	2006	2007	2008	2009	2010
Female	125	86	83	118	107	166	195	214	192
Male	51	41	43	44	67	93	120	108	148
Unkwn	2	3	8	1	2		13	18	18
<b>Total</b>	<b>178</b>	<b>130</b>	<b>134</b>	<b>163</b>	<b>176</b>	<b>259</b>	<b>328</b>	<b>340</b>	<b>358</b>

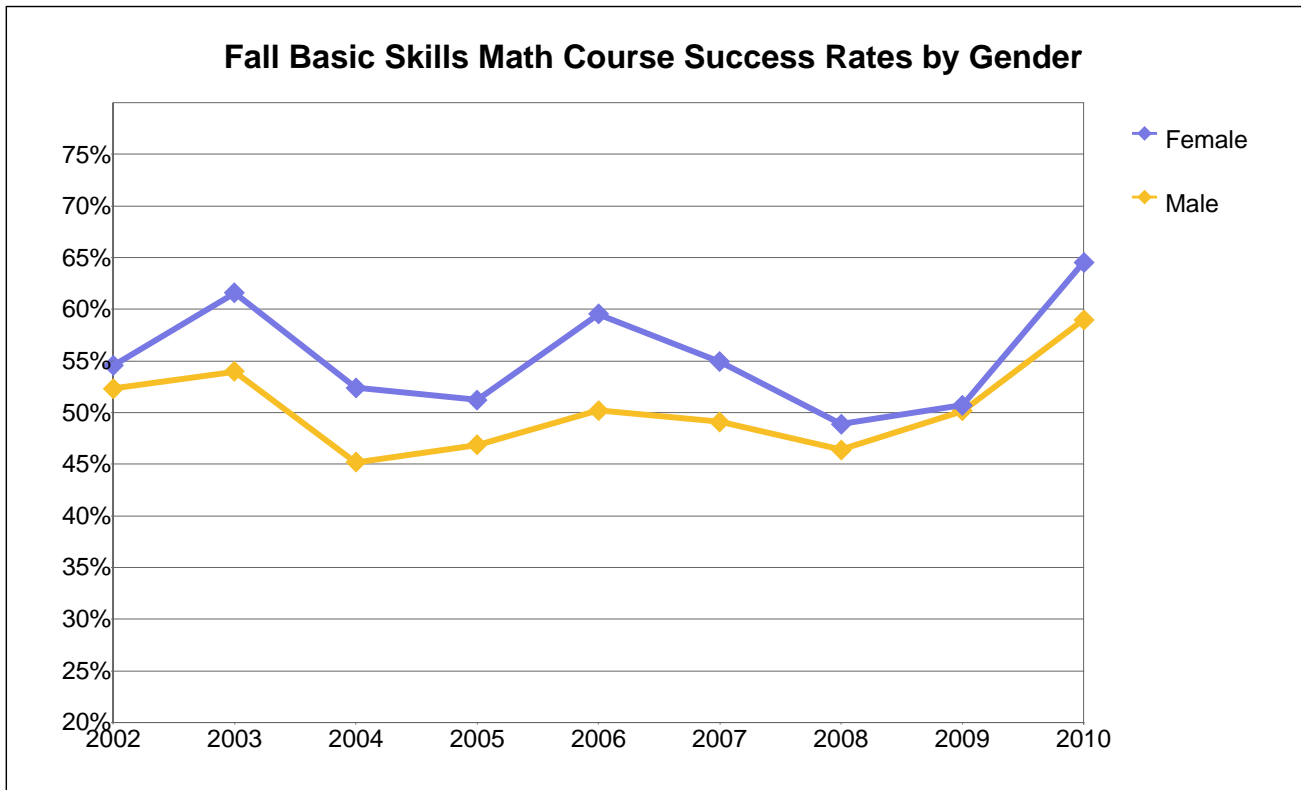
**Number of Fall Basic Skills Math Successful Grades by Gender**

Gender	2002	2003	2004	2005	2006	2007	2008	2009	2010
Female	62	39	45	54	50	58	76	119	110
Male	26	20	24	17	29	29	44	56	75
Unkwn	1	1	5	0	1		8	7	12
<b>Total</b>	<b>89</b>	<b>60</b>	<b>74</b>	<b>71</b>	<b>80</b>	<b>87</b>	<b>128</b>	<b>182</b>	<b>197</b>

**Basic Skills Math Course Success Rates by Gender**

Gender	2002	2003	2004	2005	2006	2007	2008	2009	2010
Female	50%	45%	54%	46%	47%	35%	39%	56%	57%
Male	51%	49%	56%	39%	43%	31%	37%	52%	51%
Unkwn	50%	33%	63%	0%	50%		62%	39%	67%
<b>Total</b>	<b>50%</b>	<b>46%</b>	<b>55%</b>	<b>44%</b>	<b>45%</b>	<b>34%</b>	<b>39%</b>	<b>54%</b>	<b>55%</b>

**Laney College**



**Number of Fall Basic Skills Math Total Grades Awarded by Gender**

Gender	2002	2003	2004	2005	2006	2007	2008	2009	2010
Female	396	414	395	410	440	477	491	410	333
Male	281	278	219	239	251	281	265	291	195
Unkwn	11	8	9	8	2		30	35	36
Total	688	700	623	657	693	758	786	736	564

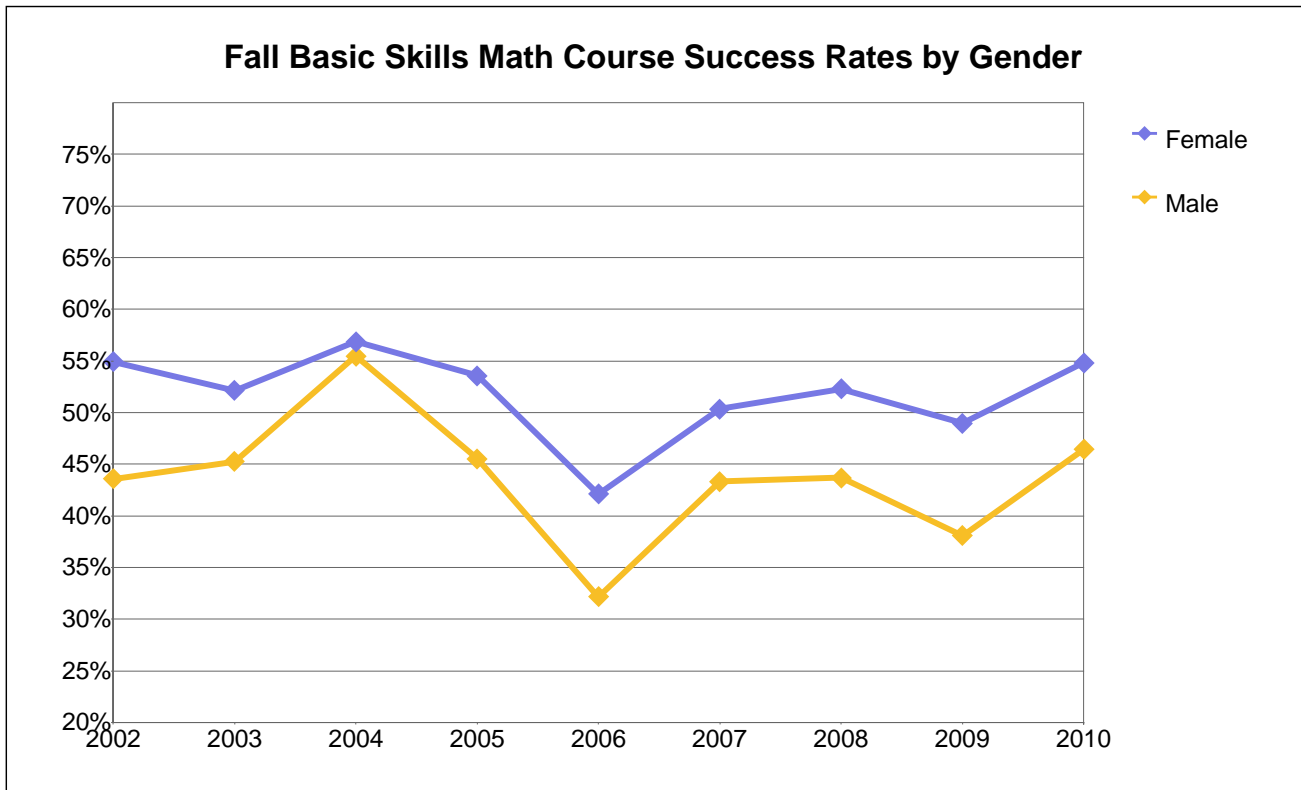
**Number of Fall Basic Skills Math Successful Grades by Gender**

Gender	2002	2003	2004	2005	2006	2007	2008	2009	2010
Female	216	255	207	210	262	262	240	208	215
Male	147	150	99	112	126	138	123	146	115
Unkwn	8	6	6	5	0		18	22	23
Total	371	411	312	327	388	400	381	376	353

**Basic Skills Math Course Success Rates by Gender**

Gender	2002	2003	2004	2005	2006	2007	2008	2009	2010
Female	55%	62%	52%	51%	60%	55%	49%	51%	65%
Male	52%	54%	45%	47%	50%	49%	46%	50%	59%
Unkwn	73%	75%	67%	63%	0%		60%	63%	64%
Total	54%	59%	50%	50%	56%	53%	48%	51%	63%

**Merritt College**



**Number of Fall Basic Skills Math Total Grades Awarded by Gender**

Gender	2002	2003	2004	2005	2006	2007	2008	2009	2010
Female	324	372	401	308	311	286	304	339	290
Male	101	137	128	112	115	120	103	147	112
Unkwn	2	5	10	4	3		10	22	26
Total	427	514	539	424	429	406	417	508	428

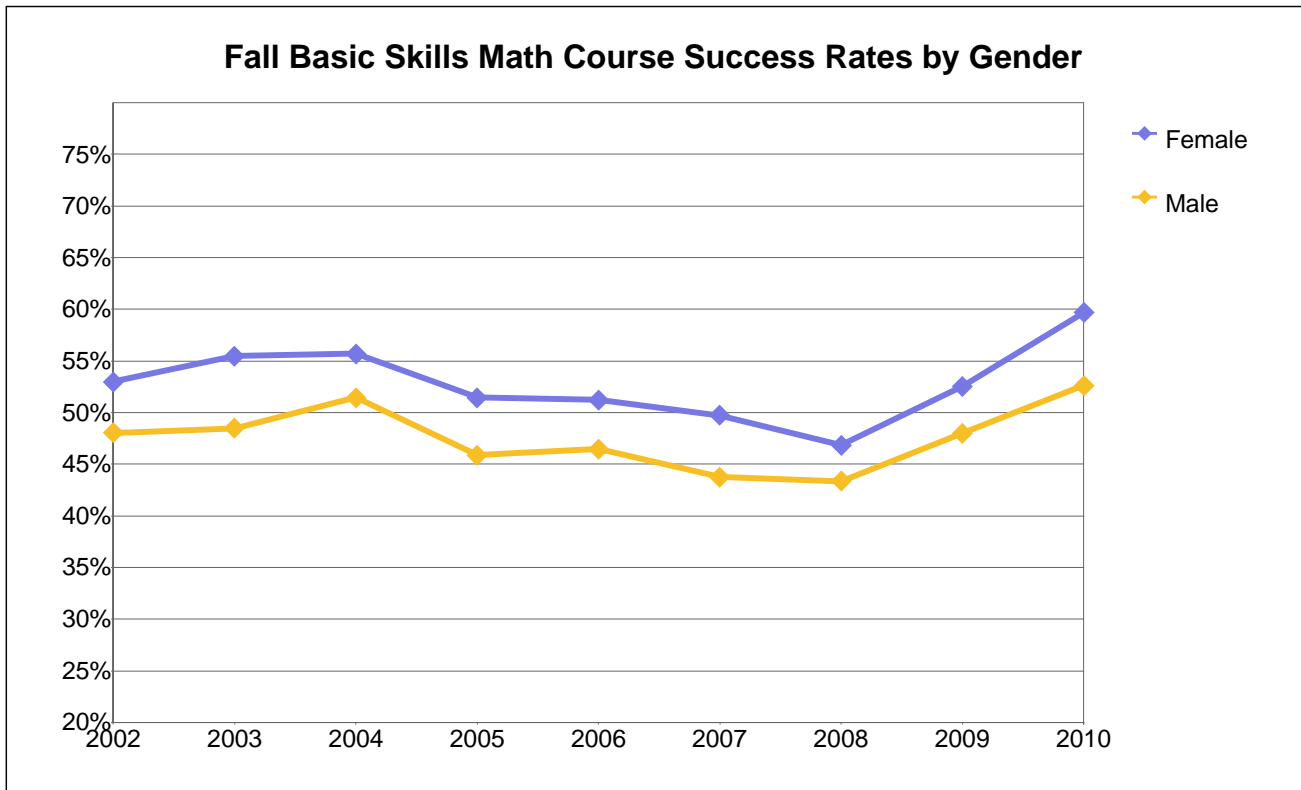
**Number of Fall Basic Skills Math Successful Grades by Gender**

Gender	2002	2003	2004	2005	2006	2007	2008	2009	2010
Female	178	194	228	165	131	144	159	166	159
Male	44	62	71	51	37	52	45	56	52
Unkwn	0	0	6	1	1		3	11	14
Total	222	256	305	217	169	196	207	233	225

**Basic Skills Math Course Success Rates by Gender**

Gender	2002	2003	2004	2005	2006	2007	2008	2009	2010
Female	55%	52%	57%	54%	42%	50%	52%	49%	55%
Male	44%	45%	55%	46%	32%	43%	44%	38%	46%
Unkwn	0%	0%	60%	25%	33%		30%	50%	54%
Total	52%	50%	57%	51%	39%	48%	50%	46%	53%

**Peralta Community College District**



**Number of Fall Basic Skills Math Total Grades Awarded by Gender**

Gender	2002	2003	2004	2005	2006	2007	2008	2009	2010
Female	1,027	1,060	1,027	976	1,019	1,076	1,174	1,201	1,042
Male	539	559	484	521	540	626	634	708	610
Unkwn	20	22	36	16	7		62	94	105
Total	1,586	1,641	1,547	1,513	1,566	1,702	1,870	2,003	1,757

**Number of Fall Basic Skills Math Successful Grades by Gender**

Gender	2002	2003	2004	2005	2006	2007	2008	2009	2010
Female	544	588	572	502	522	535	550	631	622
Male	259	271	249	239	251	274	275	340	321
Unkwn	12	11	20	7	2		31	51	61
Total	815	870	841	748	775	809	856	1,022	1,004

**Basic Skills Math Course Success Rates by Gender**

Gender	2002	2003	2004	2005	2006	2007	2008	2009	2010
Female	53%	55%	56%	51%	51%	50%	47%	53%	60%
Male	48%	48%	51%	46%	46%	44%	43%	48%	53%
Unkwn	60%	50%	56%	44%	29%		50%	54%	58%
Total	51%	53%	54%	49%	49%	48%	46%	51%	57%