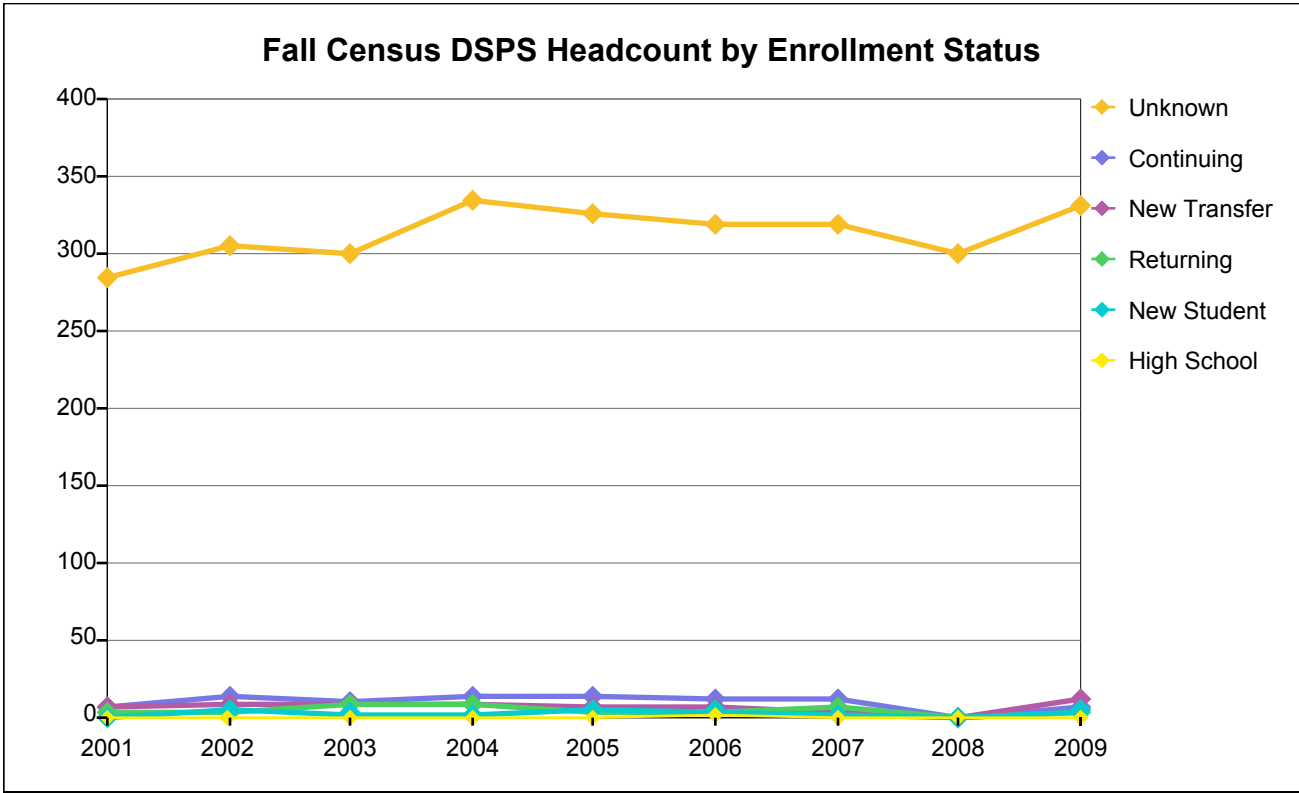


**College of Alameda**



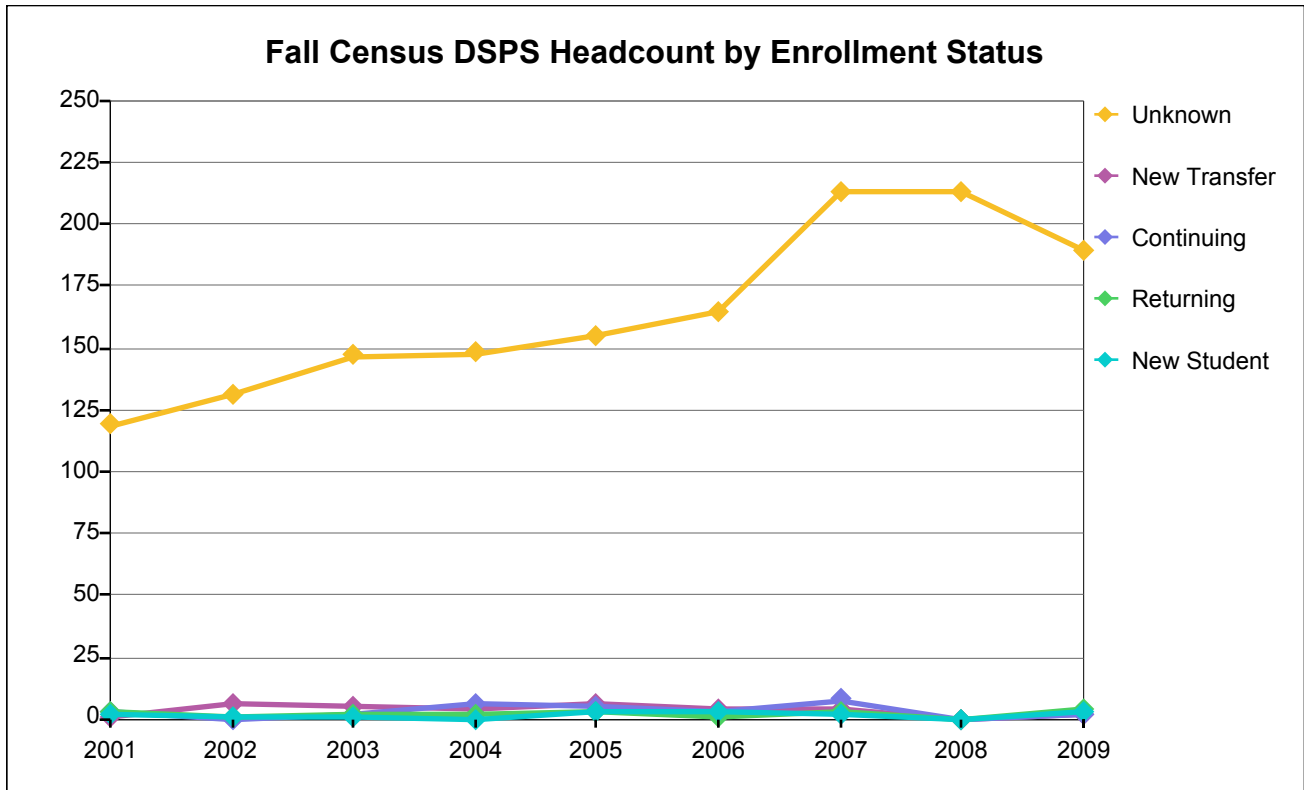
**Fall Census DSPS Headcount by Enrollment Status**

Status	2001	2002	2003	2004	2005	2006	2007	2008	2009
New Student		5	2	1	5	4	1		4
New Transfer	6	9	9	8	7	7	4		11
Continuing	7	13	10	14	13	12	11		7
Returning	3	3	8	8	4	3	6		3
High School						1			
Unknown	284	305	300	334	326	319	319	299	331
<b>Total</b>	<b>300</b>	<b>335</b>	<b>329</b>	<b>365</b>	<b>355</b>	<b>346</b>	<b>341</b>	<b>299</b>	<b>356</b>

Status	2001	2002	2003	2004	2005	2006	2007	2008	2009
New Student		1%	1%	0%	1%	1%	0%		1%
New Transfer	2%	3%	3%	2%	2%	2%	1%		3%
Continuing	2%	4%	3%	4%	4%	3%	3%		2%
Returning	1%	1%	2%	2%	1%	1%	2%		1%
High School						0%			
Unknown	95%	91%	91%	92%	92%	92%	94%	100%	93%
<b>Total</b>	<b>100%</b>	<b>100%</b>	<b>100%</b>	<b>100%</b>	<b>100%</b>	<b>100%</b>	<b>100%</b>	<b>100%</b>	<b>100%</b>

## Berkeley City College



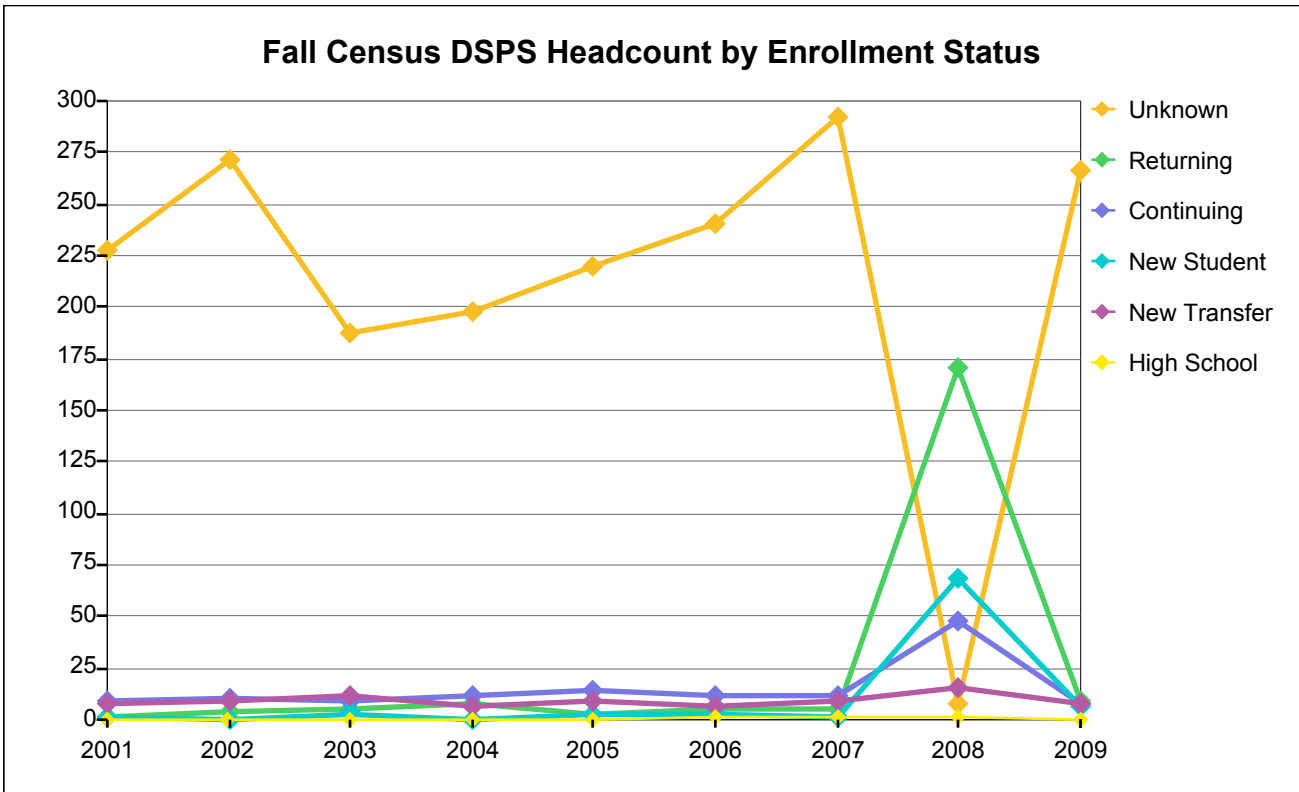
### Fall Census DSPS Headcount by Enrollment Status

Status	2001	2002	2003	2004	2005	2006	2007	2008	2009
New Student	2	1	1		3	3	2		3
New Transfer	1	6	5	4	6	4	4		2
Continuing	3		2	6	5	3	8		2
Returning	3	1	2	2	3	1	3		4
Unknown	119	131	147	148	155	165	213	213	190
<b>Total</b>	<b>128</b>	<b>139</b>	<b>157</b>	<b>160</b>	<b>172</b>	<b>176</b>	<b>230</b>	<b>213</b>	<b>201</b>

#### Percentage Distribution of Fall Census DSPS Headcount by Enrollment Status

Status	2001	2002	2003	2004	2005	2006	2007	2008	2009
New Student	2%	1%	1%		2%	2%	1%		1%
New Transfer	1%	4%	3%	3%	3%	2%	2%		1%
Continuing	2%		1%	4%	3%	2%	3%		1%
Returning	2%	1%	1%	1%	2%	1%	1%		2%
Unknown	93%	94%	94%	93%	90%	94%	93%	100%	95%
<b>Total</b>	<b>100%</b>	<b>100%</b>	<b>100%</b>	<b>100%</b>	<b>100%</b>	<b>100%</b>	<b>100%</b>	<b>100%</b>	<b>100%</b>

## Laney College



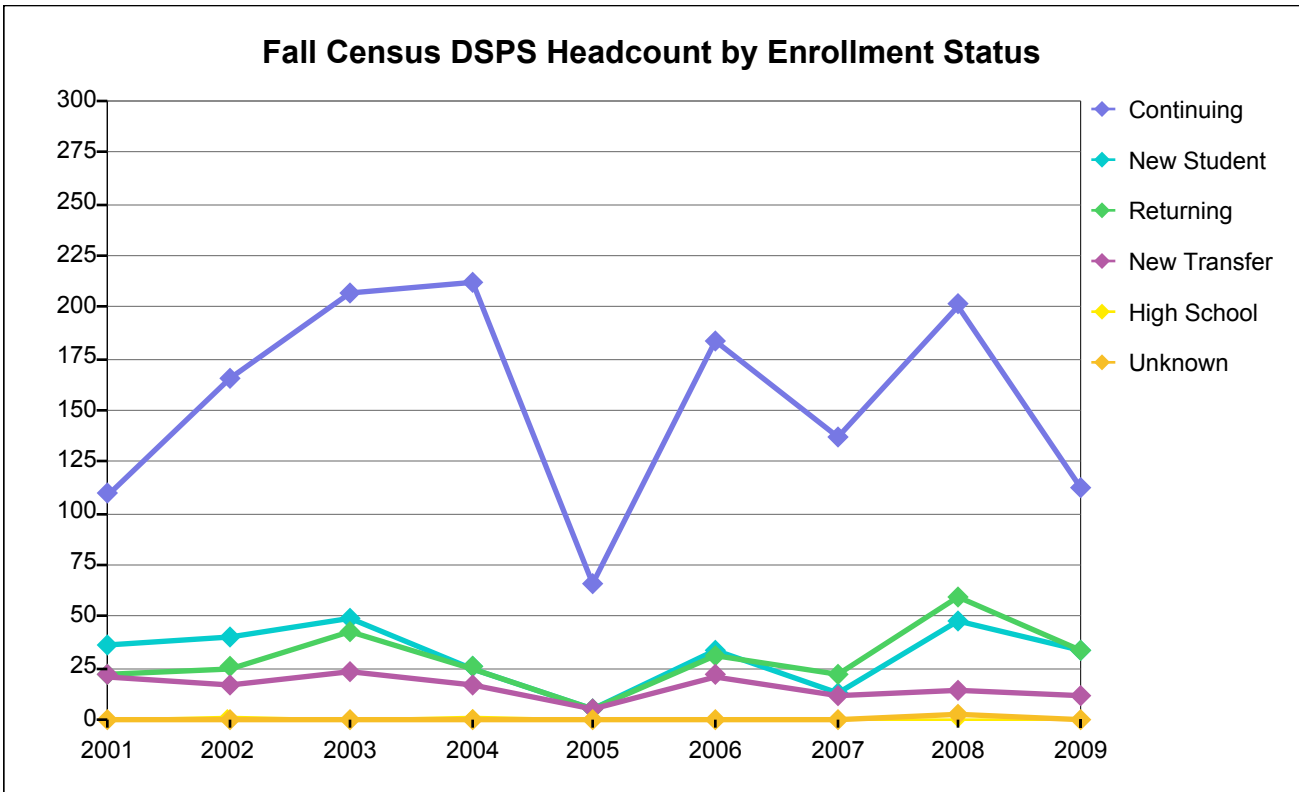
### Fall Census DSPS Headcount by Enrollment Status

Status	2001	2002	2003	2004	2005	2006	2007	2008	2009
New Student	1		3		2	3	1	68	6
New Transfer	8	9	11	6	9	6	9	15	8
Continuing	9	10	9	11	14	11	11	48	7
Returning	1	4	5	8	2	5	5	170	9
High School						1	1	1	
Unknown	227	272	187	198	220	240	292	7	266
<b>Total</b>	<b>246</b>	<b>295</b>	<b>215</b>	<b>223</b>	<b>247</b>	<b>266</b>	<b>319</b>	<b>309</b>	<b>296</b>

Status	2001	2002	2003	2004	2005	2006	2007	2008	2009
New Student	0%		1%		1%	1%	0%	22%	2%
New Transfer	3%	3%	5%	3%	4%	2%	3%	5%	3%
Continuing	4%	3%	4%	5%	6%	4%	3%	16%	2%
Returning	0%	1%	2%	4%	1%	2%	2%	55%	3%
High School						0%	0%	0%	
Unknown	92%	92%	87%	89%	89%	90%	92%	2%	90%
<b>Total</b>	<b>100%</b>	<b>100%</b>	<b>100%</b>	<b>100%</b>	<b>100%</b>	<b>100%</b>	<b>100%</b>	<b>100%</b>	<b>100%</b>

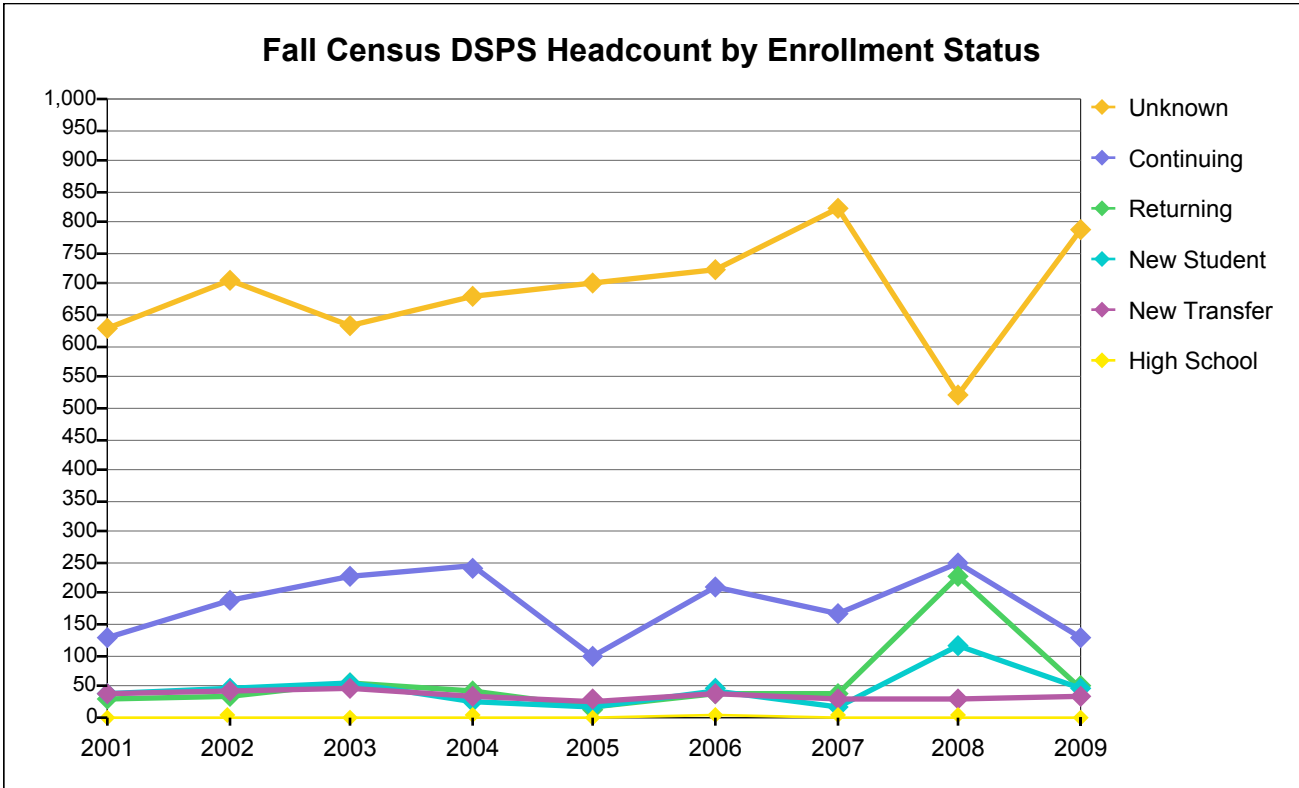
## Merritt College



### Fall Census DSPS Headcount by Enrollment Status

Status	2001	2002	2003	2004	2005	2006	2007	2008	2009
New Student	36	40	49	25	5	34	13	48	34
New Transfer	21	17	23	17	5	21	12	14	12
Continuing	109	165	207	212	66	184	137	201	112
Returning	22	25	42	25	5	31	22	59	33
High School		1		1					
Unknown								2	
<b>Total</b>	<b>188</b>	<b>248</b>	<b>321</b>	<b>280</b>	<b>81</b>	<b>270</b>	<b>184</b>	<b>324</b>	<b>191</b>
Status	2001	2002	2003	2004	2005	2006	2007	2008	2009
New Student	19%	16%	15%	9%	6%	13%	7%	15%	18%
New Transfer	11%	7%	7%	6%	6%	8%	7%	4%	6%
Continuing	58%	67%	64%	76%	81%	68%	74%	62%	59%
Returning	12%	10%	13%	9%	6%	11%	12%	18%	17%
High School		0%		0%					
Unknown								1%	
<b>Total</b>	<b>100%</b>	<b>100%</b>	<b>100%</b>	<b>100%</b>	<b>100%</b>	<b>100%</b>	<b>100%</b>	<b>100%</b>	<b>100%</b>

**Peralta Community College District**



**Fall Census DSPS Headcount by Enrollment Status**

Status	2001	2002	2003	2004	2005	2006	2007	2008	2009
New Student	39	46	55	26	15	44	17	116	47
New Transfer	36	41	48	35	27	38	29	29	33
Continuing	128	188	228	243	98	210	167	249	128
Returning	29	33	57	43	14	40	36	229	49
High School		1		1		2	1	1	
Unknown	630	708	634	680	701	724	824	521	787
<b>Total</b>	<b>862</b>	<b>1,017</b>	<b>1,022</b>	<b>1,028</b>	<b>855</b>	<b>1,058</b>	<b>1,074</b>	<b>1,145</b>	<b>1,044</b>

Status	2001	2002	2003	2004	2005	2006	2007	2008	2009
New Student	5%	5%	5%	3%	2%	4%	2%	10%	5%
New Transfer	4%	4%	5%	3%	3%	4%	3%	3%	3%
Continuing	15%	18%	22%	24%	11%	20%	16%	22%	12%
Returning	3%	3%	6%	4%	2%	4%	3%	20%	5%
High School		0%		0%		0%	0%	0%	
Unknown	73%	70%	62%	66%	82%	68%	77%	46%	75%
<b>Total</b>	<b>100%</b>	<b>100%</b>	<b>100%</b>	<b>100%</b>	<b>100%</b>	<b>100%</b>	<b>100%</b>	<b>100%</b>	<b>100%</b>