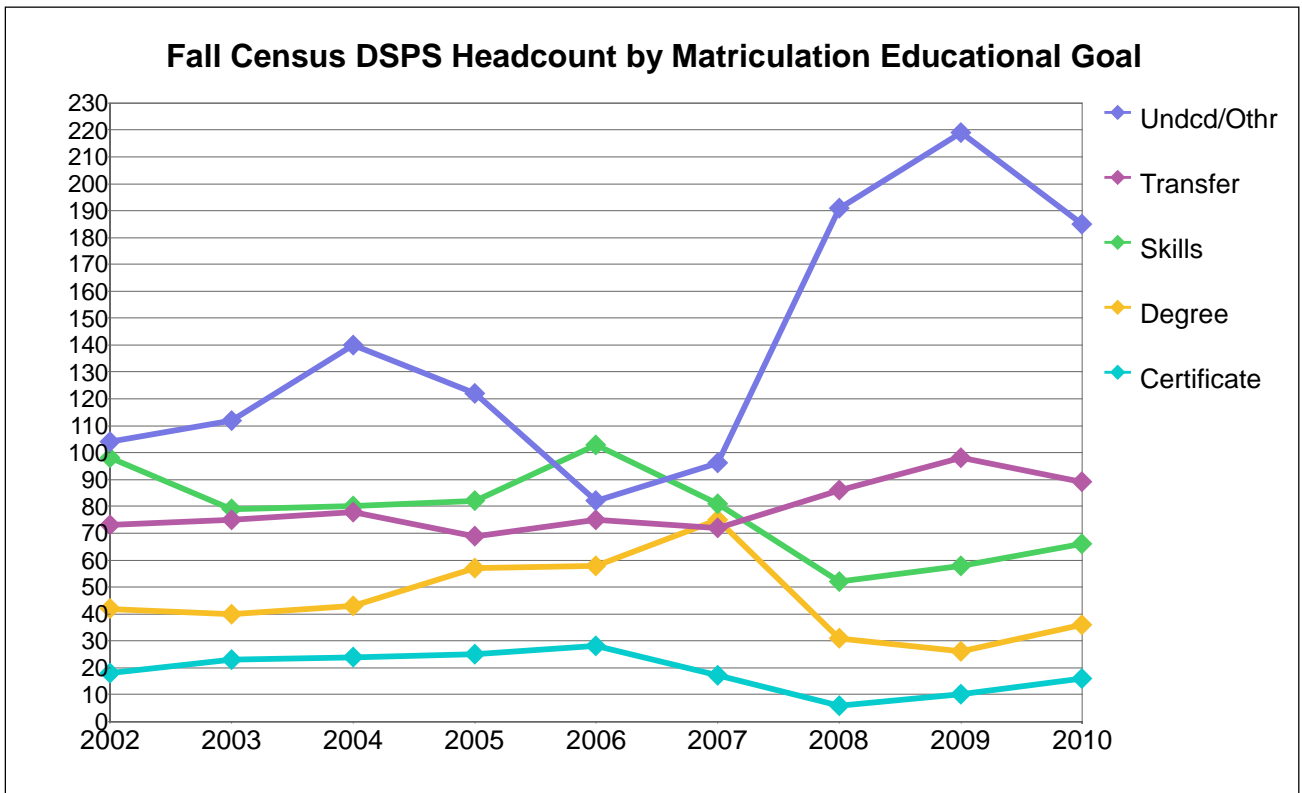


**College of Alameda**



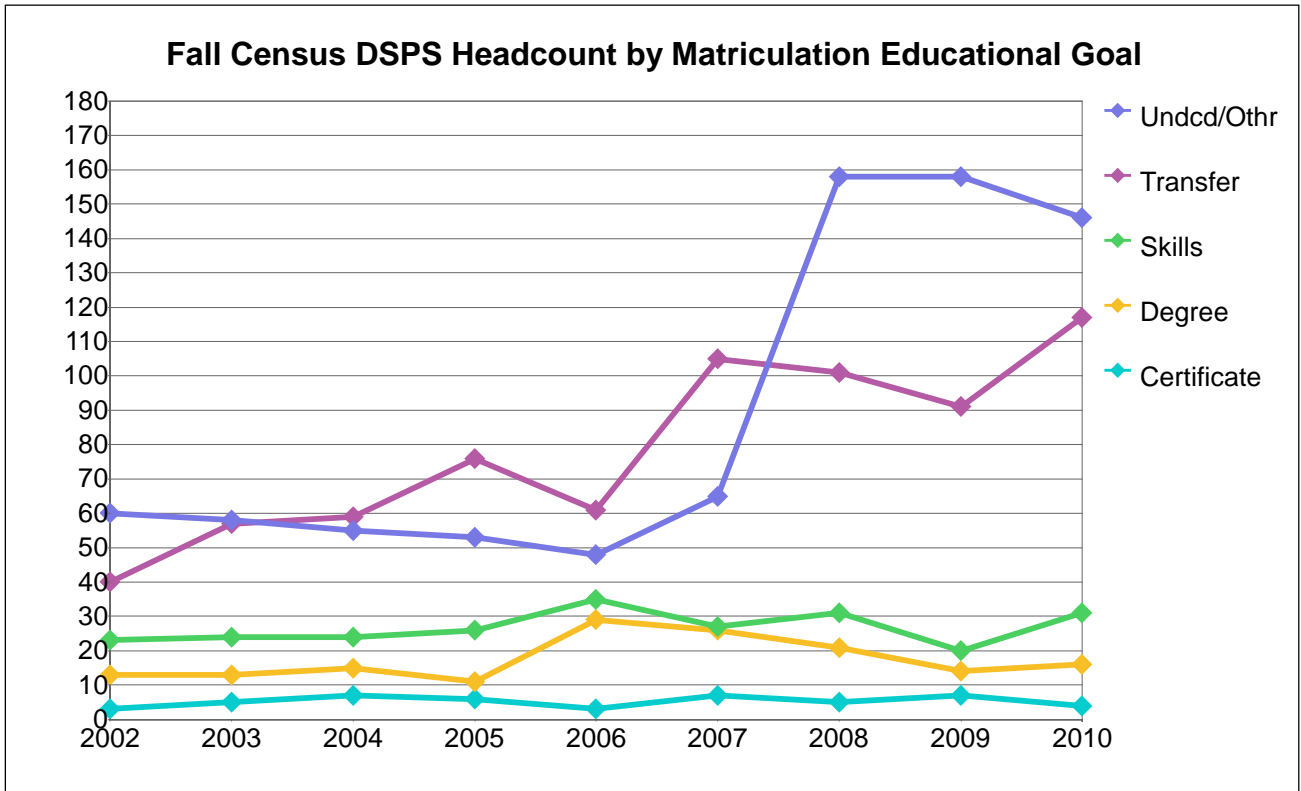
**Fall Census DSPS Headcount by Matriculation Educational Goal**

Matric Goal	2002	2003	2004	2005	2006	2007	2008	2009	2010
Transfer	73	75	78	69	75	72	86	98	89
AA/AS Degree	42	40	43	57	58	75	31	26	36
Certificate	18	23	24	25	28	17	6	10	16
Improve Job Skills	34	19	41	28	32	25	29	22	33
Discover Career	46	52	31	46	69	50	15	25	17
Ed Enrichment	12	3	5	21	18	30	8	7	10
Improve Basic Skills	18	8	8	8	2	6	8	11	16
Complete HS Credits	1			1				7	5
Undecided/Other	91	109	135	100	64	66	183	205	170
<b>Total</b>	<b>335</b>	<b>329</b>	<b>365</b>	<b>355</b>	<b>346</b>	<b>341</b>	<b>366</b>	<b>411</b>	<b>392</b>

**Percentage Distribution of Fall Census DSPS Headcount by Matriculation Educational Goal**

Matric Goal	2002	2003	2004	2005	2006	2007	2008	2009	2010
Transfer	22%	23%	21%	19%	22%	21%	23%	24%	23%
AA/AS Degree	13%	12%	12%	16%	17%	22%	8%	6%	9%
Certificate	5%	7%	7%	7%	8%	5%	2%	2%	4%
Improve Job Skills	10%	6%	11%	8%	9%	7%	8%	5%	8%
Discover Career	14%	16%	8%	13%	20%	15%	4%	6%	4%
Ed Enrichment	4%	1%	1%	6%	5%	9%	2%	2%	3%
Improve Basic Skills	5%	2%	2%	2%	1%	2%	2%	3%	4%
Complete HS Credits	0%			0%				2%	1%
Undecided/Other	27%	33%	37%	28%	18%	19%	50%	50%	43%
<b>Total</b>	<b>100%</b>	<b>100%</b>	<b>100%</b>	<b>100%</b>	<b>100%</b>	<b>100%</b>	<b>100%</b>	<b>100%</b>	<b>100%</b>

**Berkeley City College**



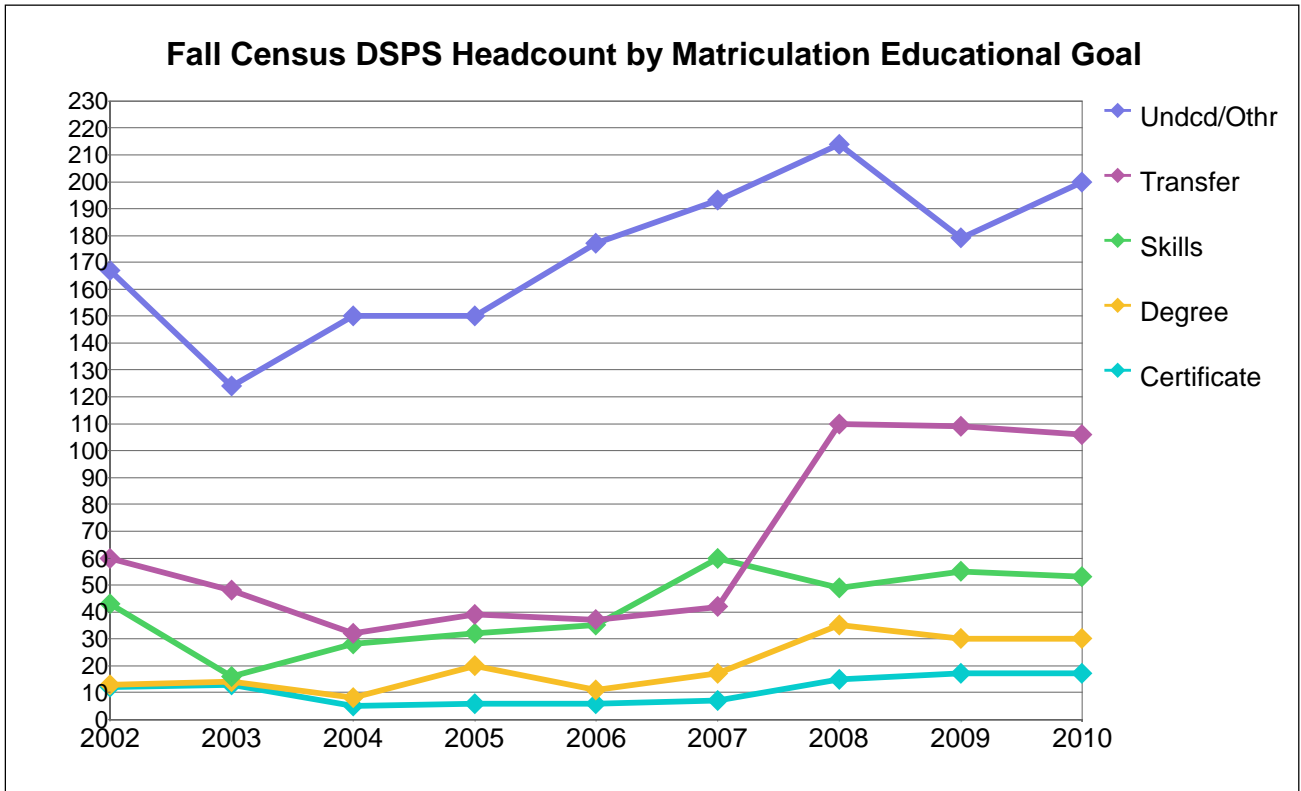
**Fall Census DSPS Headcount by Matriculation Educational Goal**

Matric Goal	2002	2003	2004	2005	2006	2007	2008	2009	2010
Transfer	40	57	59	76	61	105	101	91	117
AA/AS Degree	13	13	15	11	29	26	21	14	16
Certificate	3	5	7	6	3	7	5	7	4
Improve Job Skills	11	14	17	14	18	16	19	14	23
Discover Career	7	7	4	7	11	9	8	4	6
Ed Enrichment	16	19	16	13	14	12	9	10	5
Improve Basic Skills	5	3	3	5	6	2	4	2	2
Complete HS Credits	2		1	1	1		2	1	3
Undecided/Other	42	39	38	39	33	53	147	147	138
<b>Total</b>	<b>139</b>	<b>157</b>	<b>160</b>	<b>172</b>	<b>176</b>	<b>230</b>	<b>316</b>	<b>290</b>	<b>314</b>

**Percentage Distribution of Fall Census DSPS Headcount by Matriculation Educational Goal**

Matric Goal	2002	2003	2004	2005	2006	2007	2008	2009	2010
Transfer	29%	36%	37%	44%	35%	46%	32%	31%	37%
AA/AS Degree	9%	8%	9%	6%	16%	11%	7%	5%	5%
Certificate	2%	3%	4%	3%	2%	3%	2%	2%	1%
Improve Job Skills	8%	9%	11%	8%	10%	7%	6%	5%	7%
Discover Career	5%	4%	3%	4%	6%	4%	3%	1%	2%
Ed Enrichment	12%	12%	10%	8%	8%	5%	3%	3%	2%
Improve Basic Skills	4%	2%	2%	3%	3%	1%	1%	1%	1%
Complete HS Credits	1%		1%	1%	1%		1%	0%	1%
Undecided/Other	30%	25%	24%	23%	19%	23%	47%	51%	44%
<b>Total</b>	<b>100%</b>	<b>100%</b>	<b>100%</b>	<b>100%</b>	<b>100%</b>	<b>100%</b>	<b>100%</b>	<b>100%</b>	<b>100%</b>

## Laney College



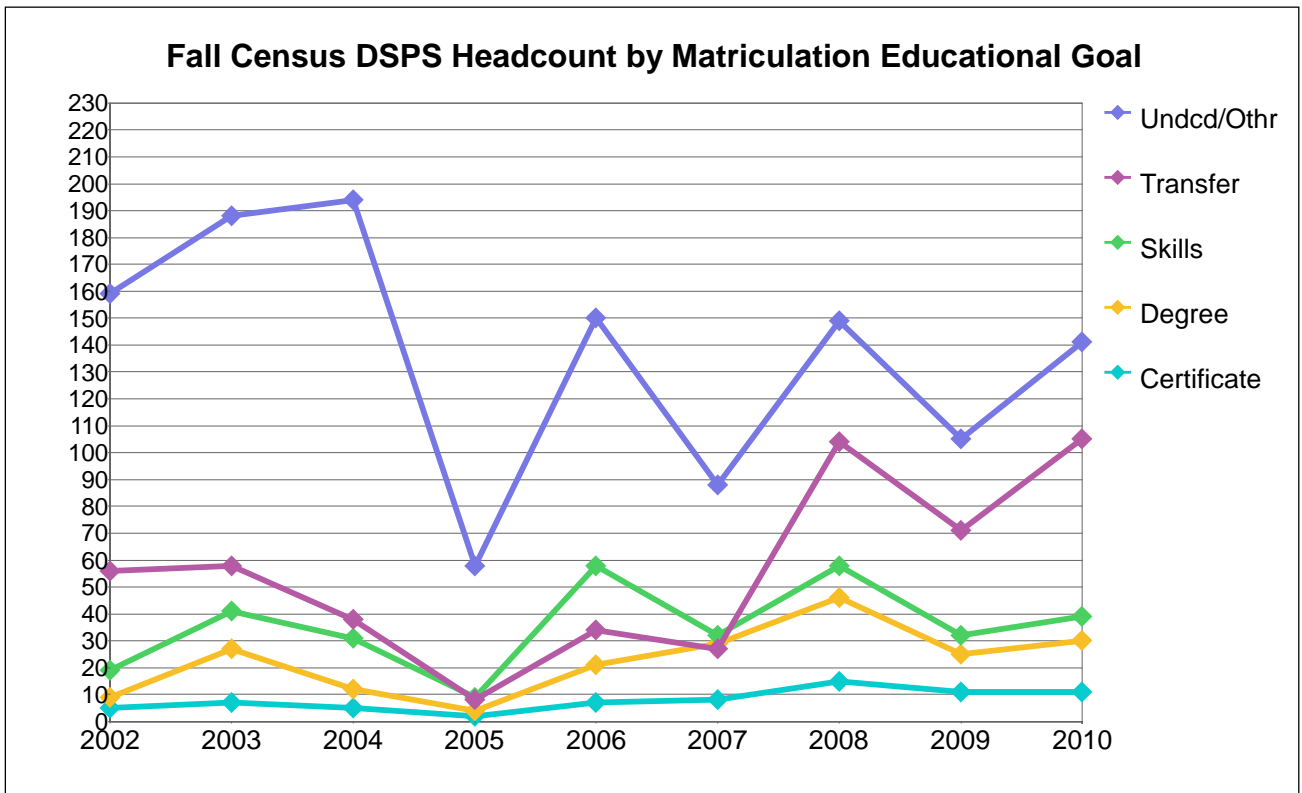
**Fall Census DSPS Headcount by Matriculation Educational Goal**

Matric Goal	2002	2003	2004	2005	2006	2007	2008	2009	2010
Transfer	60	48	32	39	37	42	110	109	106
AA/AS Degree	13	14	8	20	11	17	35	30	30
Certificate	12	13	5	6	6	7	15	17	17
Improve Job Skills	20	11	8	17	22	39	31	31	33
Discover Career	10	1	11	6	7	9	6	8	6
Ed Enrichment	5	4	4	7	6	6	5	5	10
Improve Basic Skills	13	4	9	9	6	12	12	16	14
Complete HS Credits	2	5		1	3	1	4	4	4
Undecided/Other	160	115	146	142	168	186	205	170	186
<b>Total</b>	<b>295</b>	<b>215</b>	<b>223</b>	<b>247</b>	<b>266</b>	<b>319</b>	<b>423</b>	<b>390</b>	<b>406</b>

**Percentage Distribution of Fall Census DSPS Headcount by Matriculation Educational Goal**

Matric Goal	2002	2003	2004	2005	2006	2007	2008	2009	2010
Transfer	20%	22%	14%	16%	14%	13%	26%	28%	26%
AA/AS Degree	4%	7%	4%	8%	4%	5%	8%	8%	7%
Certificate	4%	6%	2%	2%	2%	2%	4%	4%	4%
Improve Job Skills	7%	5%	4%	7%	8%	12%	7%	8%	8%
Discover Career	3%	0%	5%	2%	3%	3%	1%	2%	1%
Ed Enrichment	2%	2%	2%	3%	2%	2%	1%	1%	2%
Improve Basic Skills	4%	2%	4%	4%	2%	4%	3%	4%	3%
Complete HS Credits	1%	2%		0%	1%	0%	1%	1%	1%
Undecided/Other	54%	53%	65%	57%	63%	58%	48%	44%	46%
<b>Total</b>	<b>100%</b>	<b>100%</b>	<b>100%</b>	<b>100%</b>	<b>100%</b>	<b>100%</b>	<b>100%</b>	<b>100%</b>	<b>100%</b>

## Merritt College



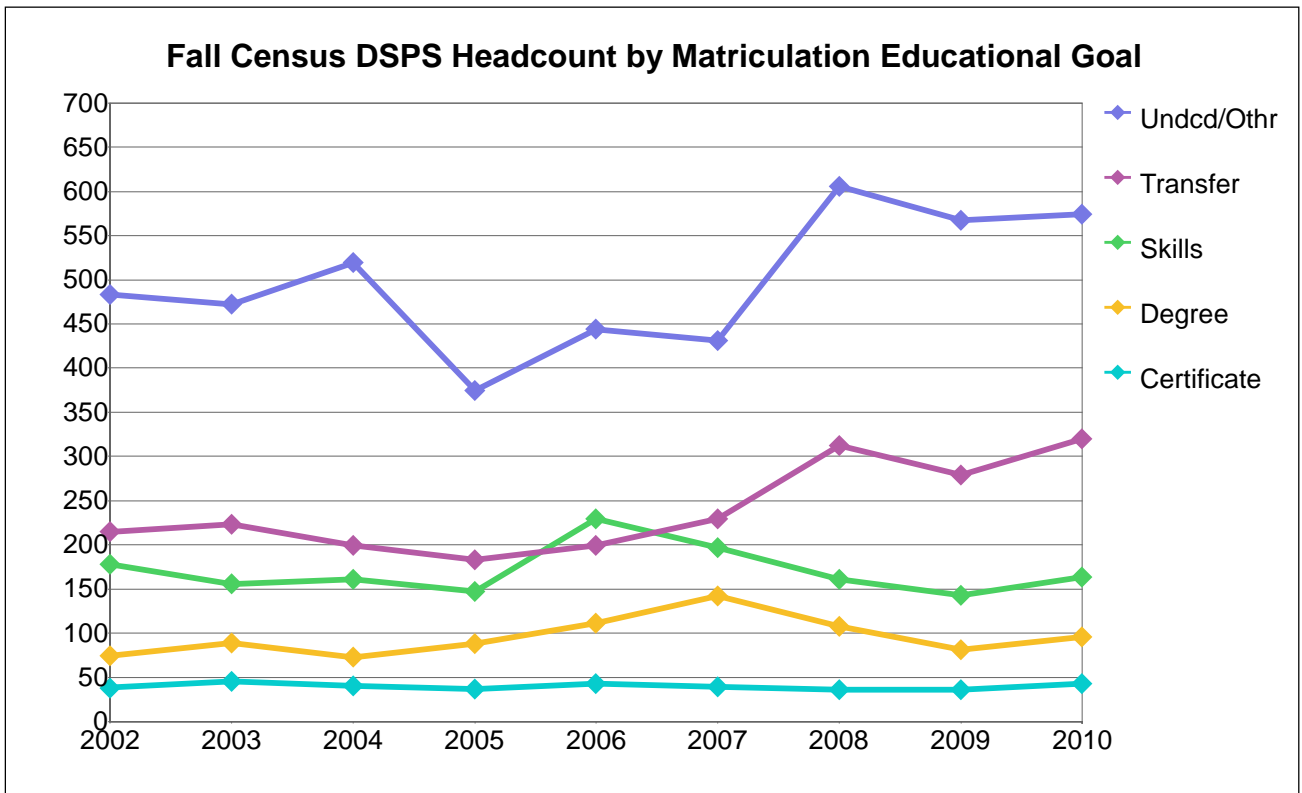
### Fall Census DSPS Headcount by Matriculation Educational Goal

Matric Goal	2002	2003	2004	2005	2006	2007	2008	2009	2010
Transfer	56	58	38	8	34	27	104	71	105
AA/AS Degree	9	27	12	4	21	29	46	25	30
Certificate	5	7	5	2	7	8	15	11	11
Improve Job Skills	15	20	25	4	47	21	50	23	31
Discover Career	1	12	3	4	7	1	5	6	6
Ed Enrichment	73	39	65	11	40	50	5	1	8
Improve Basic Skills	3	9	3	1	4	10	3	3	2
Complete HS Credits	6	1	1	1	1	1	1	3	1
Undecided/Other	80	148	128	46	109	38	143	101	132
<b>Total</b>	<b>248</b>	<b>321</b>	<b>280</b>	<b>81</b>	<b>270</b>	<b>184</b>	<b>372</b>	<b>244</b>	<b>326</b>

### Percentage Distribution of Fall Census DSPS Headcount by Matriculation Educational Goal

Matric Goal	2002	2003	2004	2005	2006	2007	2008	2009	2010
Transfer	23%	18%	14%	10%	13%	15%	28%	29%	32%
AA/AS Degree	4%	8%	4%	5%	8%	16%	12%	10%	9%
Certificate	2%	2%	2%	2%	3%	4%	4%	5%	3%
Improve Job Skills	6%	6%	9%	5%	17%	11%	13%	9%	10%
Discover Career	0%	4%	1%	5%	3%	1%	1%	2%	2%
Ed Enrichment	29%	12%	23%	14%	15%	27%	1%	0%	2%
Improve Basic Skills	1%	3%	1%	1%	1%	5%	1%	1%	1%
Complete HS Credits	2%	0%	0%	1%	0%		0%	1%	0%
Undecided/Other	32%	46%	46%	57%	40%	21%	38%	41%	40%
<b>Total</b>	<b>100%</b>	<b>100%</b>	<b>100%</b>	<b>100%</b>	<b>100%</b>	<b>100%</b>	<b>100%</b>	<b>100%</b>	<b>100%</b>

**Peralta Community College District**



**Fall Census DSPS Headcount by Matriculation Educational Goal**

Matric Goal	2002	2003	2004	2005	2006	2007	2008	2009	2010
Transfer	215	223	199	183	199	229	312	279	320
AA/AS Degree	74	89	73	88	111	142	108	81	96
Certificate	38	45	40	37	43	39	36	36	43
Improve Job Skills	78	60	89	63	118	100	109	76	98
Discover Career	61	72	49	61	93	67	28	36	32
Ed Enrichment	105	64	86	51	76	93	24	21	30
Improve Basic Skills	39	24	23	23	18	30	24	31	33
Complete HS Credits	11	6	2	4	5	1	6	13	11
Undecided/Other	367	402	431	320	363	337	576	533	533
<b>Total</b>	<b>988</b>	<b>985</b>	<b>992</b>	<b>830</b>	<b>1,026</b>	<b>1,038</b>	<b>1,223</b>	<b>1,106</b>	<b>1,196</b>

**Percentage Distribution of Fall Census DSPS Headcount by Matriculation Educational Goal**

Matric Goal	2002	2003	2004	2005	2006	2007	2008	2009	2010
Transfer	22%	23%	20%	22%	19%	22%	26%	25%	27%
AA/AS Degree	7%	9%	7%	11%	11%	14%	9%	7%	8%
Certificate	4%	5%	4%	4%	4%	4%	3%	3%	4%
Improve Job Skills	8%	6%	9%	8%	12%	10%	9%	7%	8%
Discover Career	6%	7%	5%	7%	9%	6%	2%	3%	3%
Ed Enrichment	11%	6%	9%	6%	7%	9%	2%	2%	3%
Improve Basic Skills	4%	2%	2%	3%	2%	3%	2%	3%	3%
Complete HS Credits	1%	1%	0%	0%	0%	0%	0%	1%	1%
Undecided/Other	37%	41%	43%	39%	35%	32%	47%	48%	45%
<b>Total</b>	<b>100%</b>	<b>100%</b>	<b>100%</b>	<b>100%</b>	<b>100%</b>	<b>100%</b>	<b>100%</b>	<b>100%</b>	<b>100%</b>