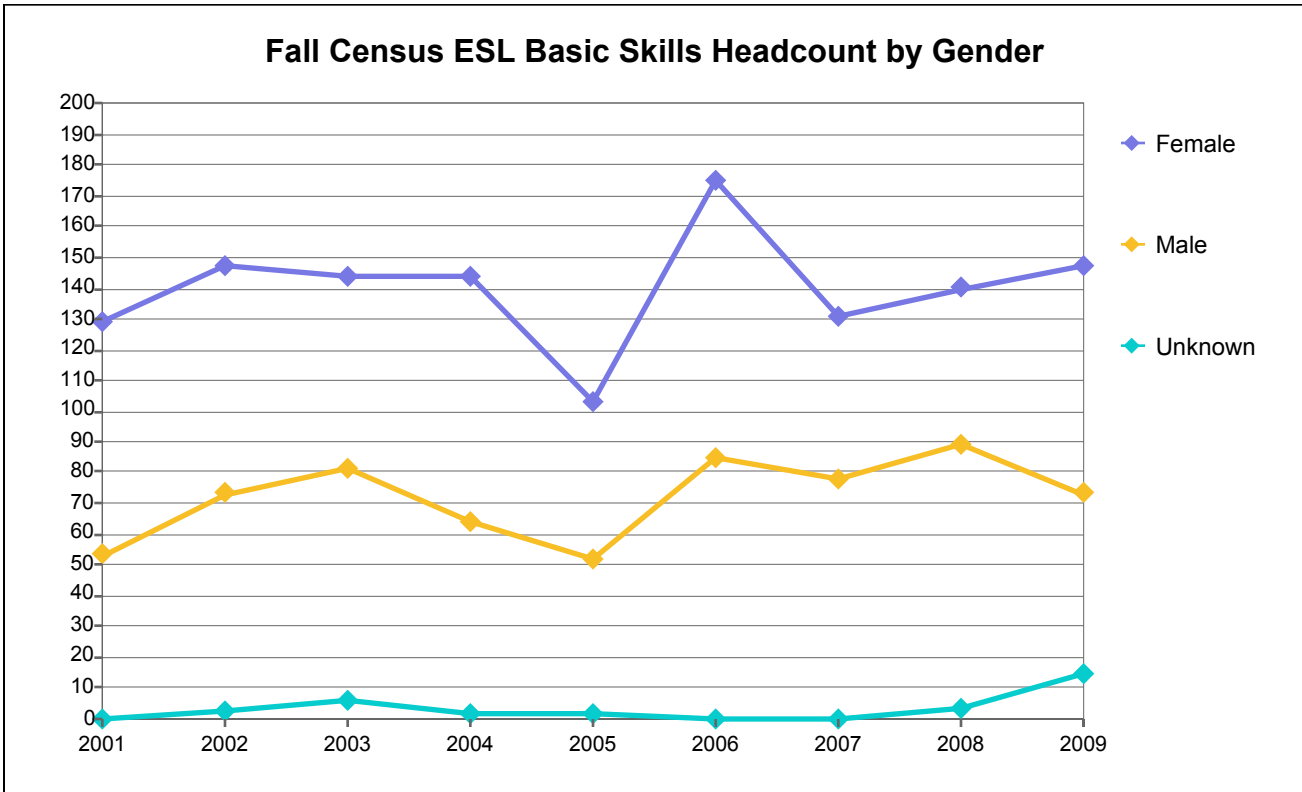


**College of Alameda**



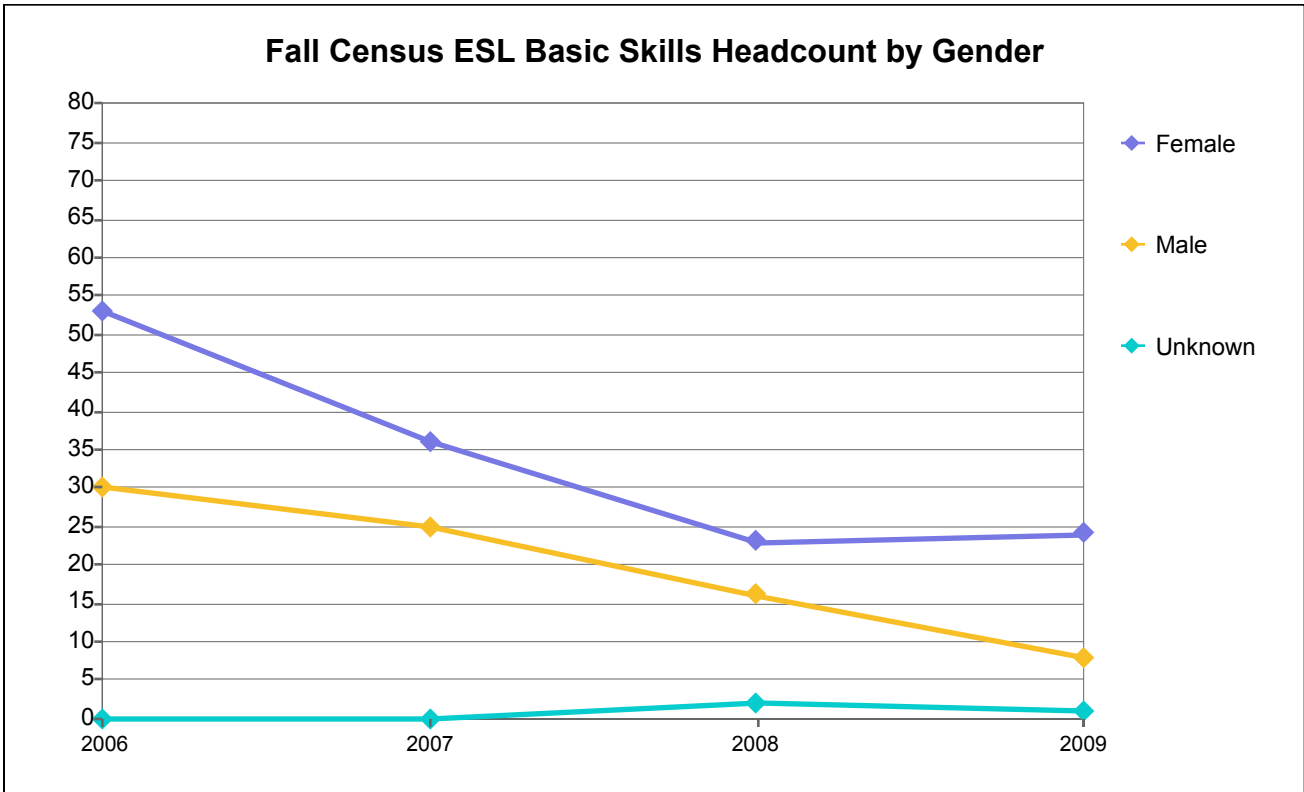
**Fall Census ESL Basic Skills Headcount by Gender**

Gender	2001	2002	2003	2004	2005	2006	2007	2008	2009
Female	129	147	144	144	103	175	131	140	147
Male	53	73	81	64	52	85	78	89	73
Unknown		2	6	1	1			3	14
<b>Total</b>	<b>182</b>	<b>222</b>	<b>231</b>	<b>209</b>	<b>156</b>	<b>260</b>	<b>209</b>	<b>232</b>	<b>234</b>

**Percentage Distribution of Fall Census ESL Basic Skills Headcount by Gender**

Gender	2001	2002	2003	2004	2005	2006	2007	2008	2009
Female	71%	66%	62%	69%	66%	67%	63%	60%	63%
Male	29%	33%	35%	31%	33%	33%	37%	38%	31%
Unknown		1%	3%	0%	1%			1%	6%
<b>Total</b>	<b>100%</b>	<b>100%</b>	<b>100%</b>	<b>100%</b>	<b>100%</b>	<b>100%</b>	<b>100%</b>	<b>100%</b>	<b>100%</b>

**Berkeley City College**



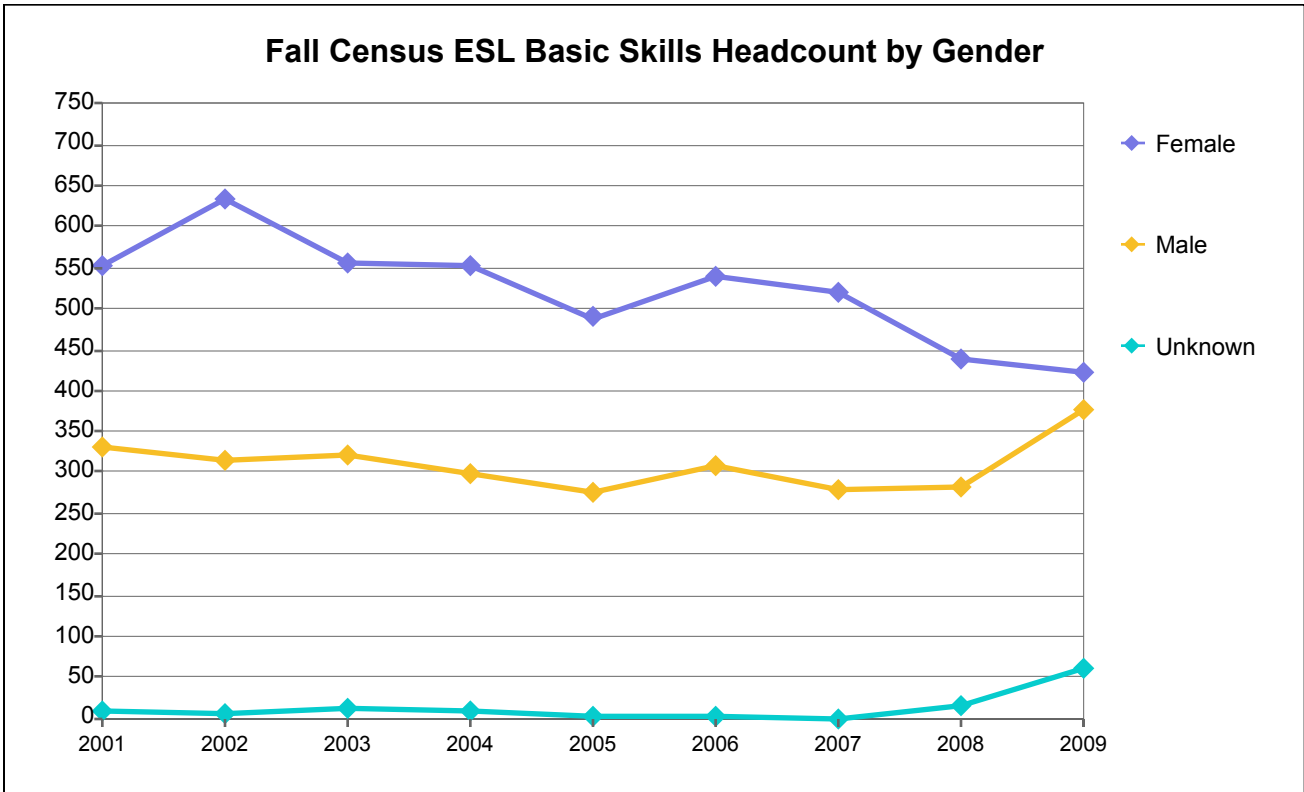
**Fall Census ESL Basic Skills Headcount by Gender**

Gender	2001	2002	2003	2004	2005	2006	2007	2008	2009
Female						53	36	23	24
Male						30	25	16	8
Unknown								2	1
<b>Total</b>						<b>83</b>	<b>61</b>	<b>41</b>	<b>33</b>

**Percentage Distribution of Fall Census ESL Basic Skills Headcount by Gender**

Gender	2001	2002	2003	2004	2005	2006	2007	2008	2009
Female						64%	59%	56%	73%
Male						36%	41%	39%	24%
Unknown								5%	3%
<b>Total</b>						<b>100%</b>	<b>100%</b>	<b>100%</b>	<b>100%</b>

## Laney College



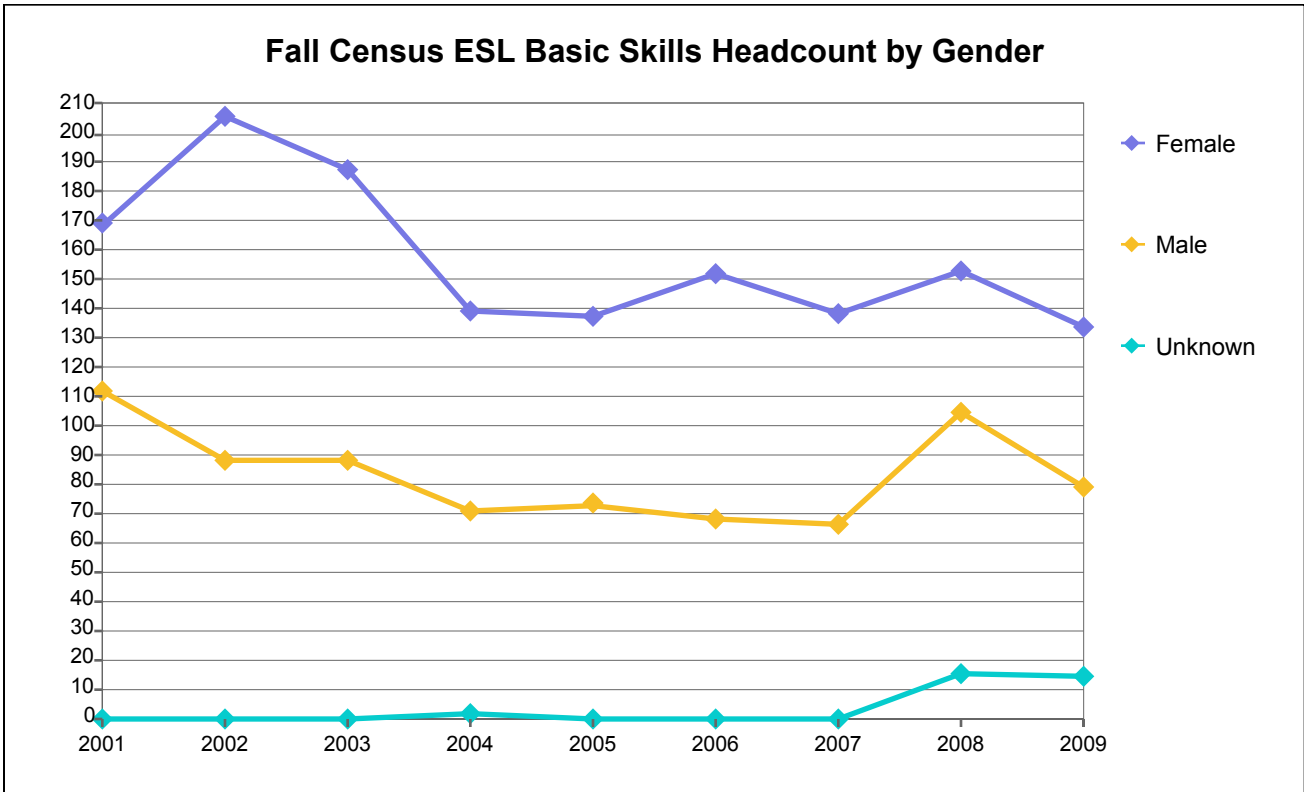
### Fall Census ESL Basic Skills Headcount by Gender

Gender	2001	2002	2003	2004	2005	2006	2007	2008	2009
Female	554	635	555	551	489	540	520	438	423
Male	330	316	322	298	276	309	279	283	377
Unknown	8	6	13	9	3	2		16	59
<b>Total</b>	<b>892</b>	<b>957</b>	<b>890</b>	<b>858</b>	<b>768</b>	<b>851</b>	<b>799</b>	<b>737</b>	<b>859</b>

### Percentage Distribution of Fall Census ESL Basic Skills Headcount by Gender

Gender	2001	2002	2003	2004	2005	2006	2007	2008	2009
Female	62%	66%	62%	64%	64%	63%	65%	59%	49%
Male	37%	33%	36%	35%	36%	36%	35%	38%	44%
Unknown	1%	1%	1%	1%	0%	0%		2%	7%
<b>Total</b>	<b>100%</b>	<b>100%</b>	<b>100%</b>	<b>100%</b>	<b>100%</b>	<b>100%</b>	<b>100%</b>	<b>100%</b>	<b>100%</b>

## Merritt College



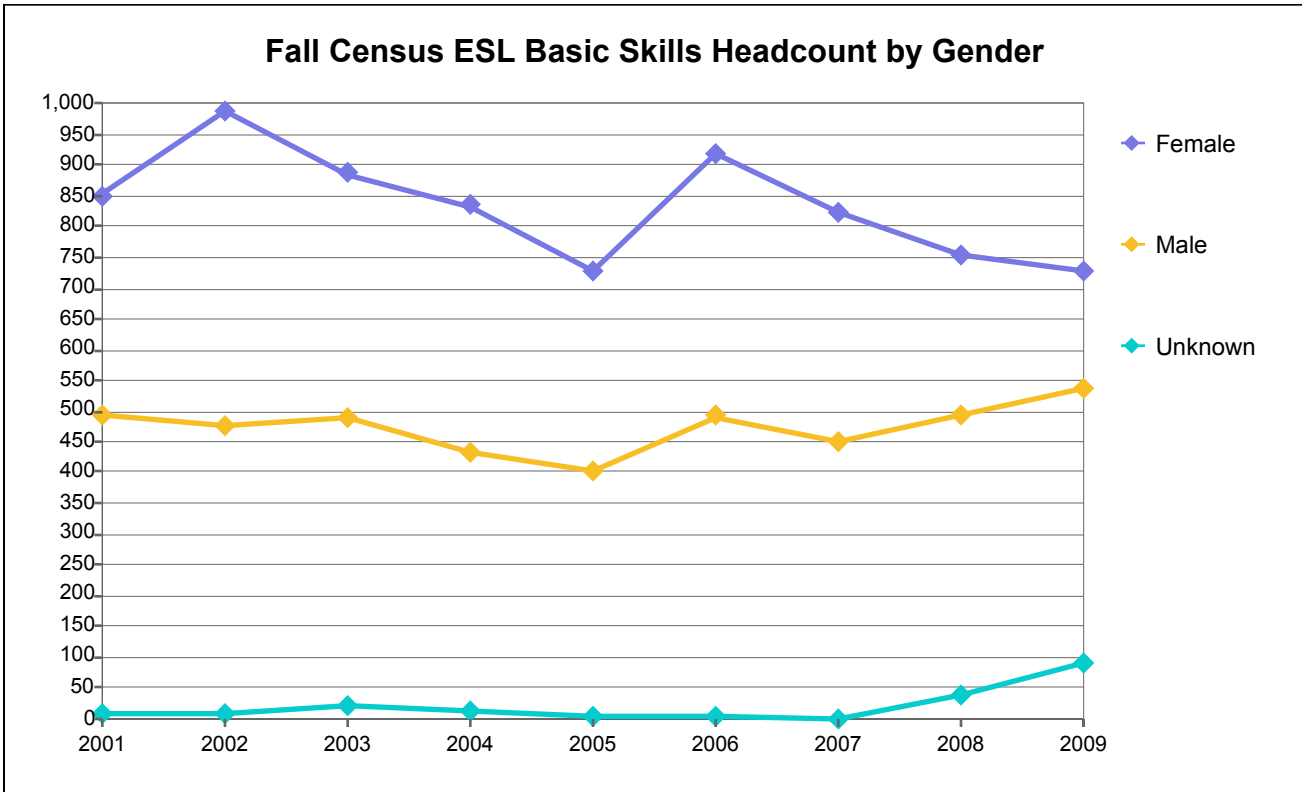
### Fall Census ESL Basic Skills Headcount by Gender

Gender	2001	2002	2003	2004	2005	2006	2007	2008	2009
Female	169	206	188	139	137	152	138	153	134
Male	112	88	88	71	73	68	66	105	79
Unknown				1				15	14
<b>Total</b>	<b>281</b>	<b>294</b>	<b>276</b>	<b>211</b>	<b>210</b>	<b>220</b>	<b>204</b>	<b>273</b>	<b>227</b>

### Percentage Distribution of Fall Census ESL Basic Skills Headcount by Gender

Gender	2001	2002	2003	2004	2005	2006	2007	2008	2009
Female	60%	70%	68%	66%	65%	69%	68%	56%	59%
Male	40%	30%	32%	34%	35%	31%	32%	38%	35%
Unknown				0%				5%	6%
<b>Total</b>	<b>100%</b>	<b>100%</b>	<b>100%</b>	<b>100%</b>	<b>100%</b>	<b>100%</b>	<b>100%</b>	<b>100%</b>	<b>100%</b>

**Peralta Community College District**



**Fall Census ESL Basic Skills Headcount by Gender**

Gender	2001	2002	2003	2004	2005	2006	2007	2008	2009
Female	852	988	887	834	729	920	825	754	728
Male	495	477	491	433	401	492	448	493	537
Unknown	8	8	19	11	4	2		36	88
Total	1,355	1,473	1,397	1,278	1,134	1,414	1,273	1,283	1,353

**Percentage Distribution of Fall Census ESL Basic Skills Headcount by Gender**

Gender	2001	2002	2003	2004	2005	2006	2007	2008	2009
Female	63%	67%	63%	65%	64%	65%	65%	59%	54%
Male	37%	32%	35%	34%	35%	35%	35%	38%	40%
Unknown	1%	1%	1%	1%	0%	0%		3%	7%
Total	100%	100%	100%	100%	100%	100%	100%	100%	100%