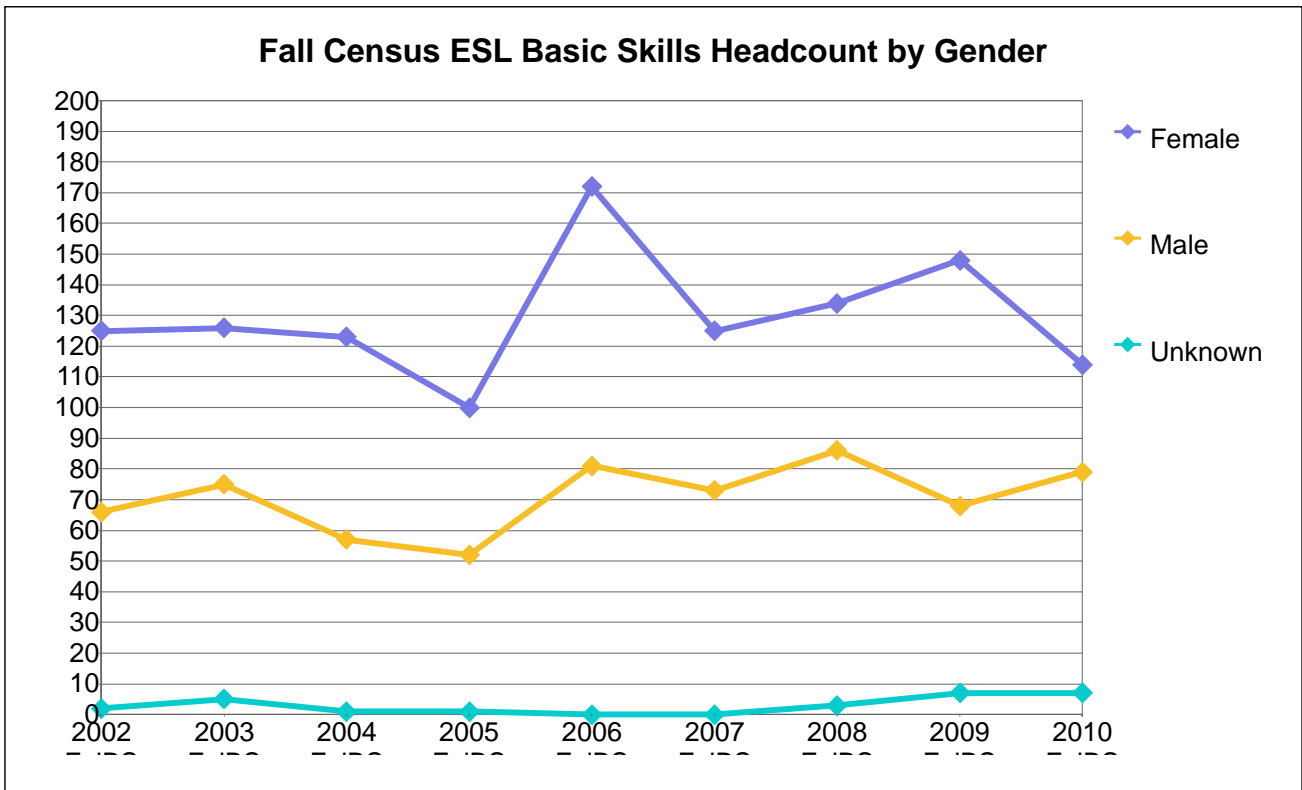


College of Alameda



Fall Census ESL Basic Skills Headcount by Gender

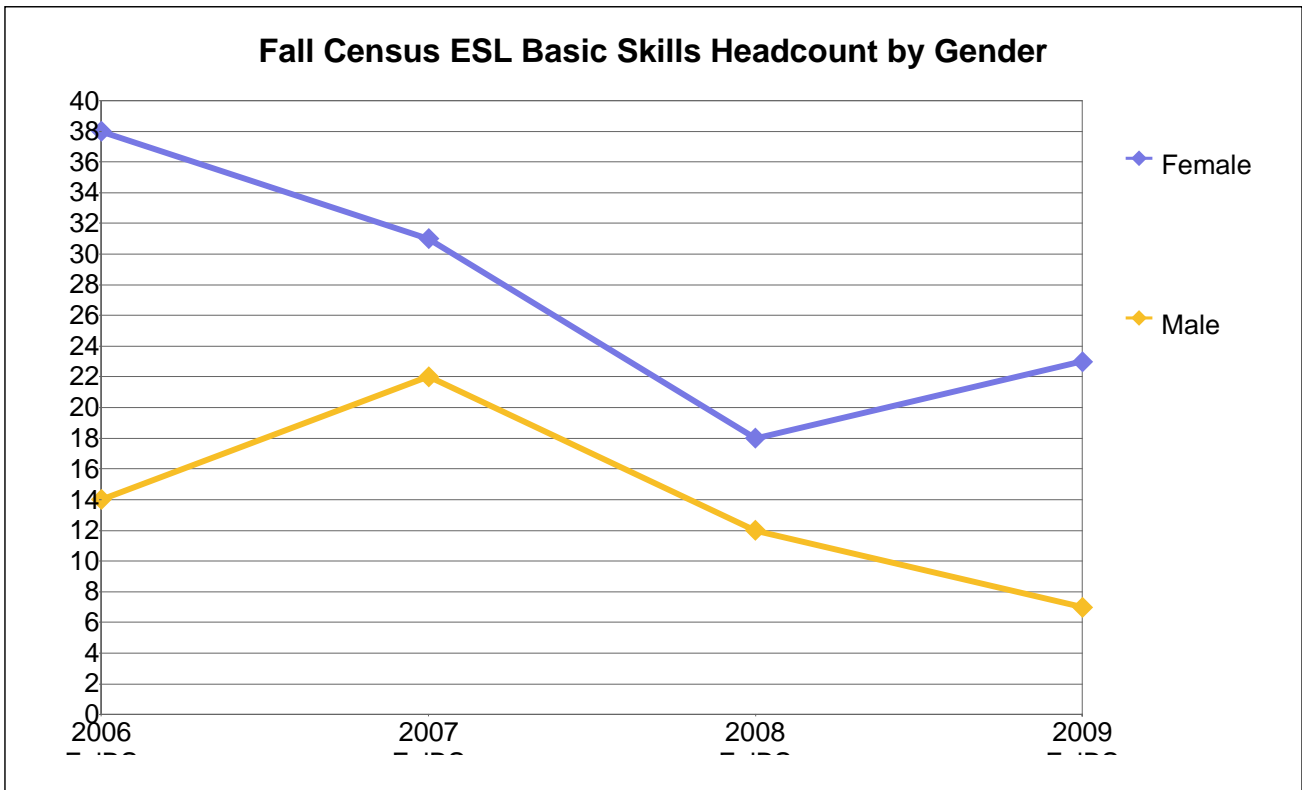
Gender	2002	2003	2004	2005	2006	2007	2008	2009	2010
Female	125	126	123	100	172	125	134	148	114
Male	66	75	57	52	81	73	86	68	79
Unknown	2	5	1	1			3	7	7
Total	193	206	181	153	253	198	223	223	200

Percentage Distribution of Fall Census ESL Basic Skills Headcount by Gender

Gender	2002	2003	2004	2005	2006	2007	2008	2009	2010
Female	65%	61%	68%	65%	68%	63%	60%	66%	57%
Male	34%	36%	31%	34%	32%	37%	39%	30%	40%
Unknown	1%	2%	1%	1%			1%	3%	4%
Total	100%	100%	100%	100%	100%	100%	100%	100%	100%

Note: Headcount is the unduplicated count of students districtwide.

Berkeley City College



Fall Census ESL Basic Skills Headcount by Gender

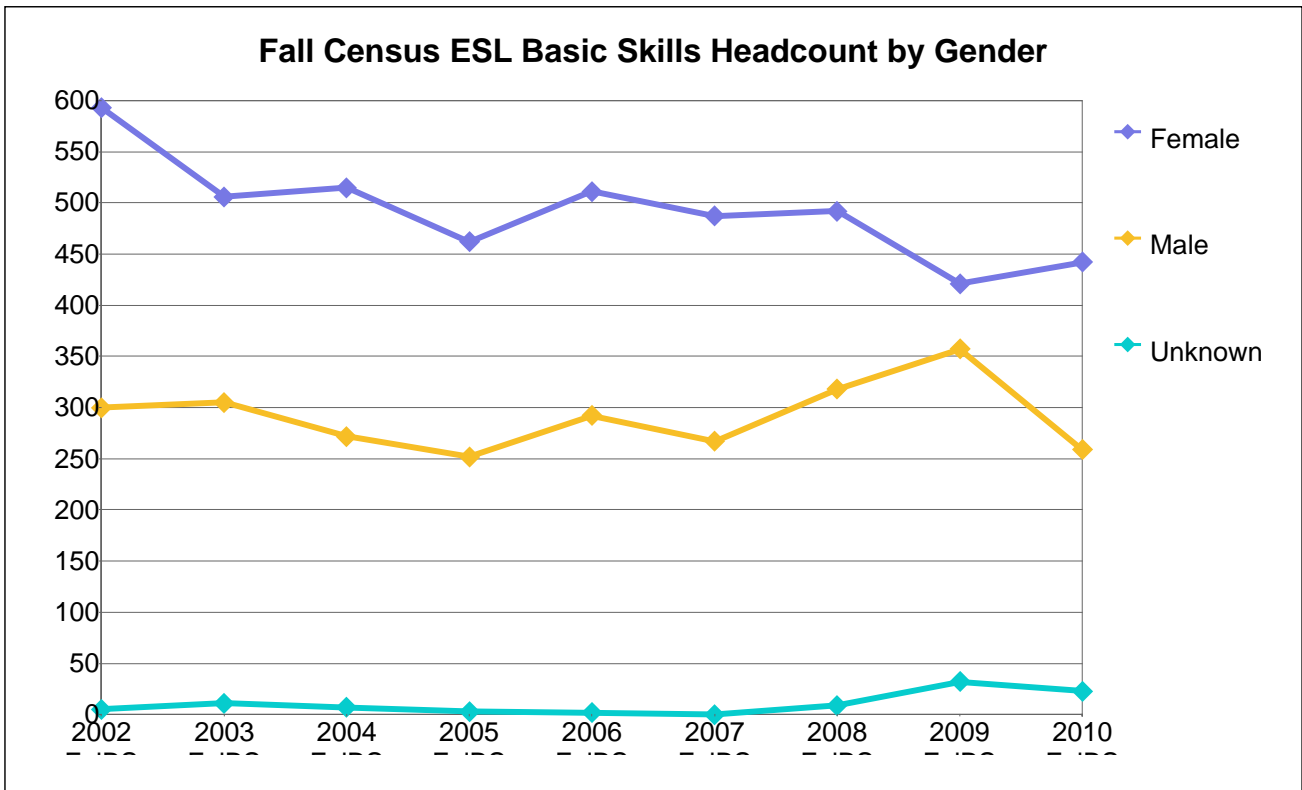
Gender	2002	2003	2004	2005	2006	2007	2008	2009	2010
Female					38	31	18	23	
Male					14	22	12	7	
Total					52	53	30	30	

Percentage Distribution of Fall Census ESL Basic Skills Headcount by Gender

Gender	2002	2003	2004	2005	2006	2007	2008	2009	2010
Female					73%	58%	60%	77%	
Male					27%	42%	40%	23%	
Total					100%	100%	100%	100%	

Note: Headcount is the unduplicated count of students districtwide.

Laney College



Fall Census ESL Basic Skills Headcount by Gender

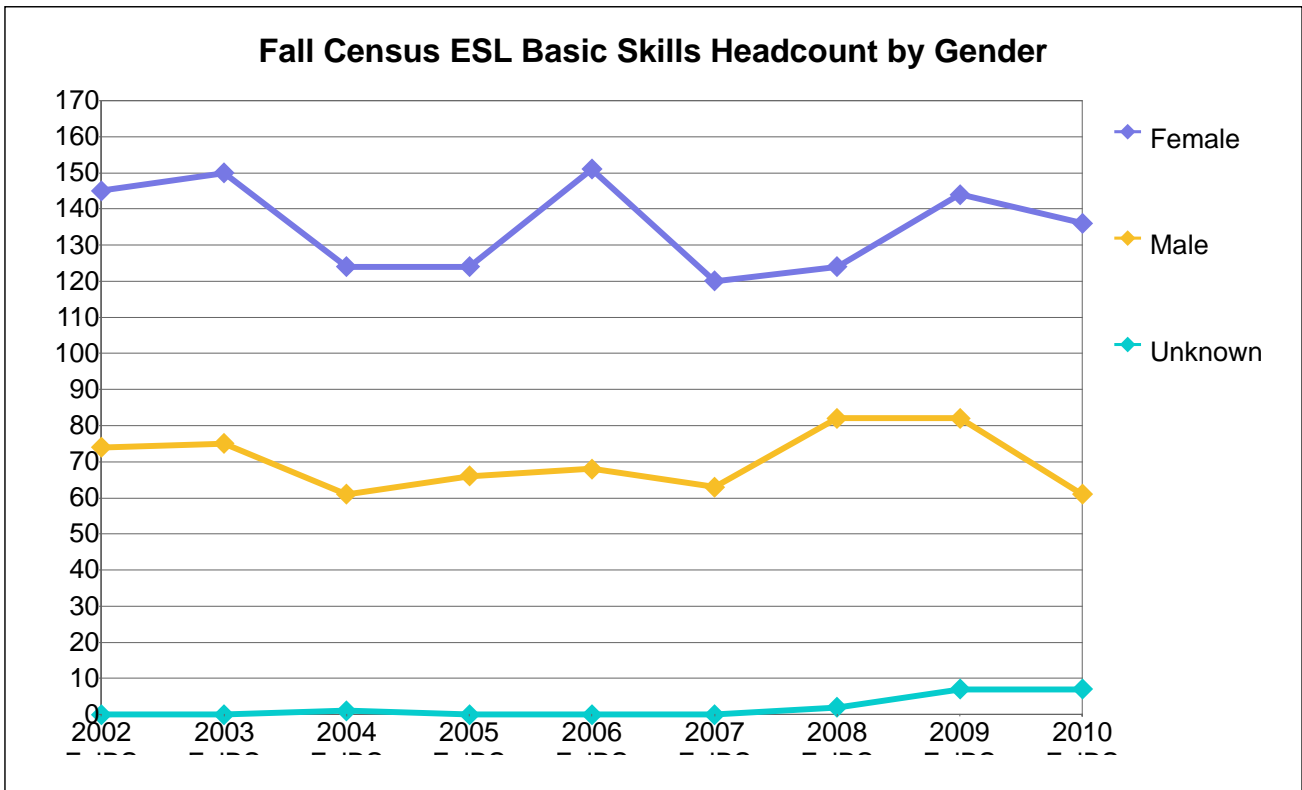
Gender	2002	2003	2004	2005	2006	2007	2008	2009	2010
Female	593	506	515	462	511	487	492	421	442
Male	300	305	272	252	292	267	318	357	259
Unknown	5	11	7	3	2		9	32	23
Total	898	822	794	717	805	754	819	810	724

Percentage Distribution of Fall Census ESL Basic Skills Headcount by Gender

Gender	2002	2003	2004	2005	2006	2007	2008	2009	2010
Female	66%	62%	65%	64%	63%	65%	60%	52%	61%
Male	33%	37%	34%	35%	36%	35%	39%	44%	36%
Unknown	1%	1%	1%	0%	0%		1%	4%	3%
Total	100%	100%	100%	100%	100%	100%	100%	100%	100%

Note: Headcount is the unduplicated count of students districtwide.

Merritt College



Fall Census ESL Basic Skills Headcount by Gender

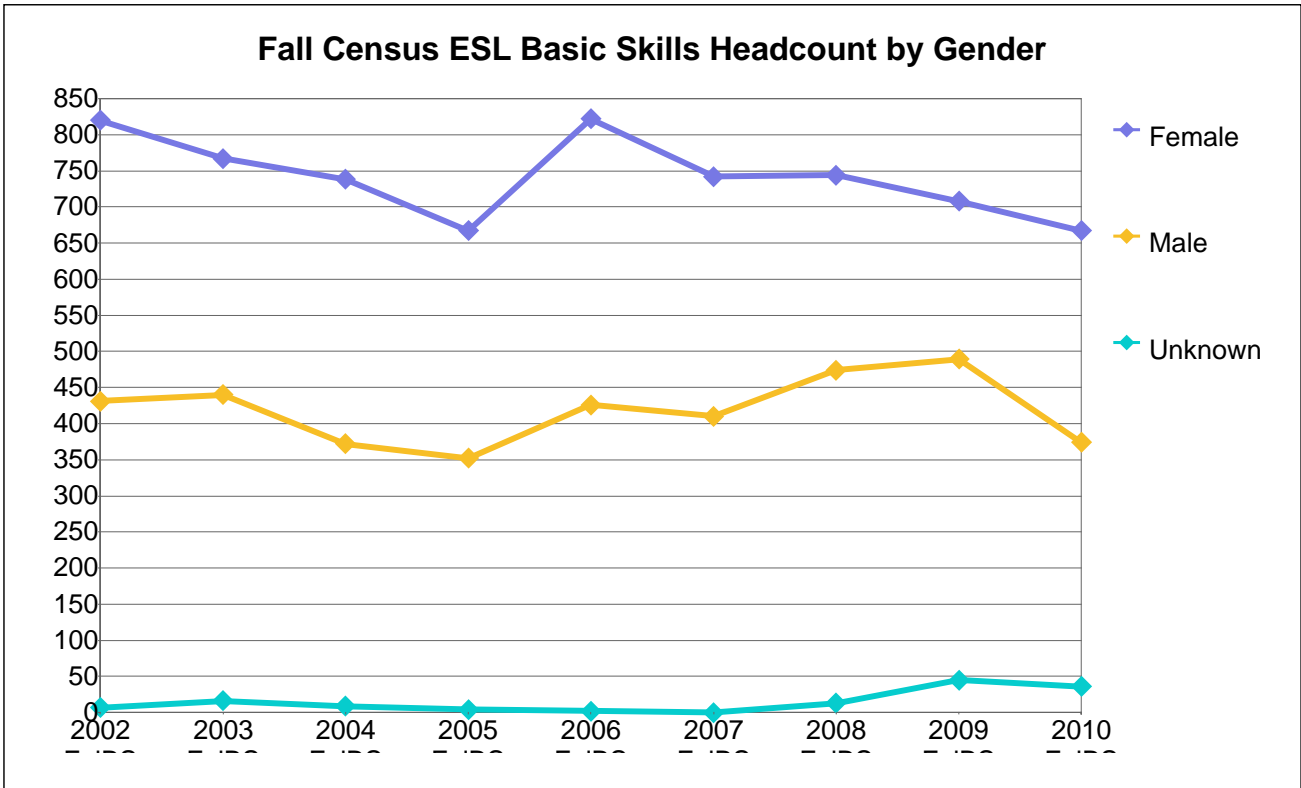
Gender	2002	2003	2004	2005	2006	2007	2008	2009	2010
Female	145	150	124	124	151	120	124	144	136
Male	74	75	61	66	68	63	82	82	61
Unknown			1				2	7	7
Total	219	225	186	190	219	183	208	233	204

Percentage Distribution of Fall Census ESL Basic Skills Headcount by Gender

Gender	2002	2003	2004	2005	2006	2007	2008	2009	2010
Female	66%	67%	67%	65%	69%	66%	60%	62%	67%
Male	34%	33%	33%	35%	31%	34%	39%	35%	30%
Unknown			1%				1%	3%	3%
Total	100%	100%	100%	100%	100%	100%	100%	100%	100%

Note: Headcount is the unduplicated count of students districtwide.

Peralta Community College District



Fall Census ESL Basic Skills Headcount by Gender

Gender	2002	2003	2004	2005	2006	2007	2008	2009	2010
Female	820	767	738	667	822	742	744	708	667
Male	431	440	372	352	426	410	474	489	374
Unknown	7	16	9	4	2		13	45	36
Total	1,258	1,223	1,119	1,023	1,250	1,152	1,231	1,242	1,077

Percentage Distribution of Fall Census ESL Basic Skills Headcount by Gender

Gender	2002	2003	2004	2005	2006	2007	2008	2009	2010
Female	65%	63%	66%	65%	66%	64%	60%	57%	62%
Male	34%	36%	33%	34%	34%	36%	39%	39%	35%
Unknown	1%	1%	1%	0%	0%		1%	4%	3%
Total	100%	100%	100%	100%	100%	100%	100%	100%	100%

Note: Headcount is the unduplicated count of students districtwide.