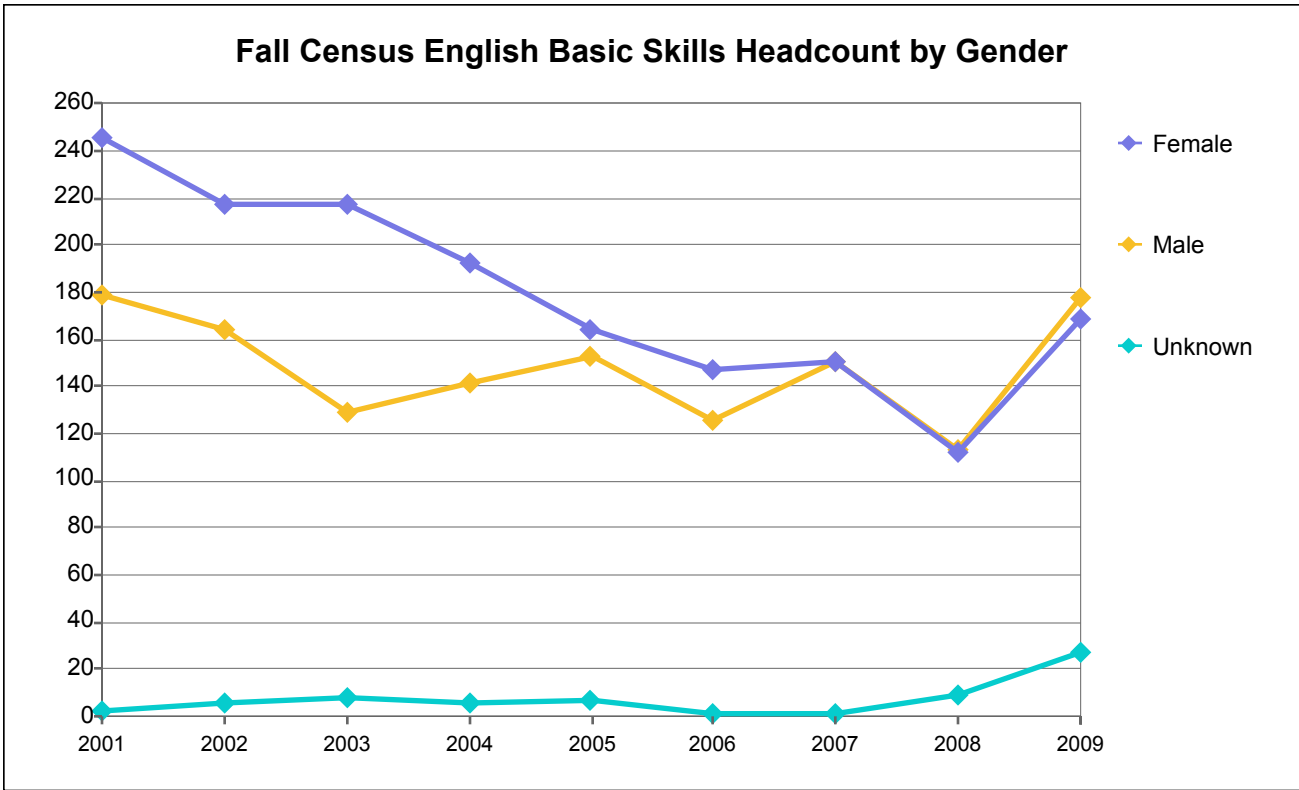


**College of Alameda**



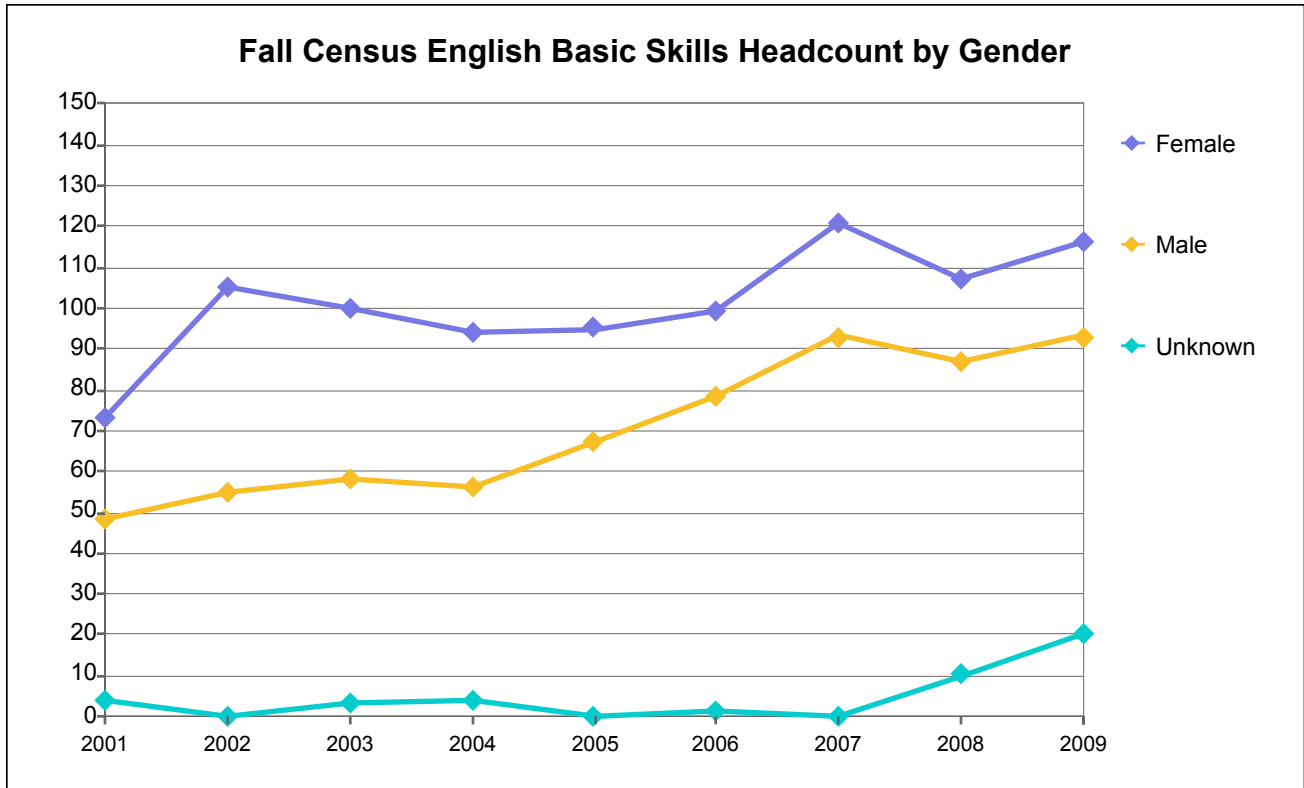
**Fall Census English Basic Skills Headcount by Gender**

Gender	2001	2002	2003	2004	2005	2006	2007	2008	2009
Female	246	217	217	192	164	147	151	112	169
Male	179	164	129	141	153	126	151	113	178
Unknown	2	5	8	5	7	1	1	9	27
<b>Total</b>	<b>427</b>	<b>386</b>	<b>354</b>	<b>338</b>	<b>324</b>	<b>274</b>	<b>303</b>	<b>234</b>	<b>374</b>

**Percentage Distribution of Fall Census English Basic Skills Headcount by Gender**

Gender	2001	2002	2003	2004	2005	2006	2007	2008	2009
Female	58%	56%	61%	57%	51%	54%	50%	48%	45%
Male	42%	42%	36%	42%	47%	46%	50%	48%	48%
Unknown	0%	1%	2%	1%	2%	0%	0%	4%	7%
<b>Total</b>	<b>100%</b>	<b>100%</b>	<b>100%</b>	<b>100%</b>	<b>100%</b>	<b>100%</b>	<b>100%</b>	<b>100%</b>	<b>100%</b>

**Berkeley City College**



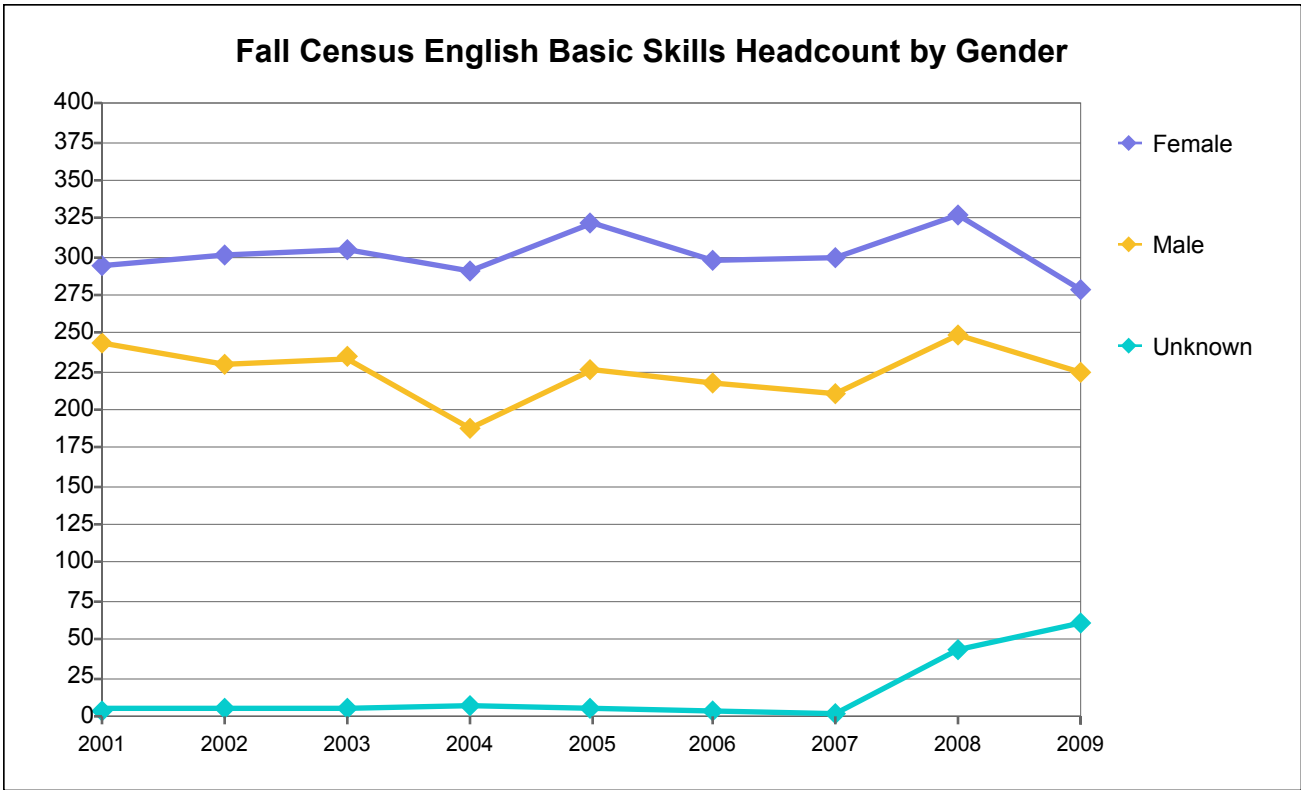
**Fall Census English Basic Skills Headcount by Gender**

Gender	2001	2002	2003	2004	2005	2006	2007	2008	2009
Female	73	105	100	94	95	99	121	107	116
Male	48	55	58	56	67	78	93	87	93
Unknown	4		3	4		1		10	20
<b>Total</b>	<b>125</b>	<b>160</b>	<b>161</b>	<b>154</b>	<b>162</b>	<b>178</b>	<b>214</b>	<b>204</b>	<b>229</b>

**Percentage Distribution of Fall Census English Basic Skills Headcount by Gender**

Gender	2001	2002	2003	2004	2005	2006	2007	2008	2009
Female	58%	66%	62%	61%	59%	56%	57%	52%	51%
Male	38%	34%	36%	36%	41%	44%	43%	43%	41%
Unknown	3%		2%	3%		1%		5%	9%
<b>Total</b>	<b>100%</b>	<b>100%</b>	<b>100%</b>	<b>100%</b>	<b>100%</b>	<b>100%</b>	<b>100%</b>	<b>100%</b>	<b>100%</b>

## Laney College



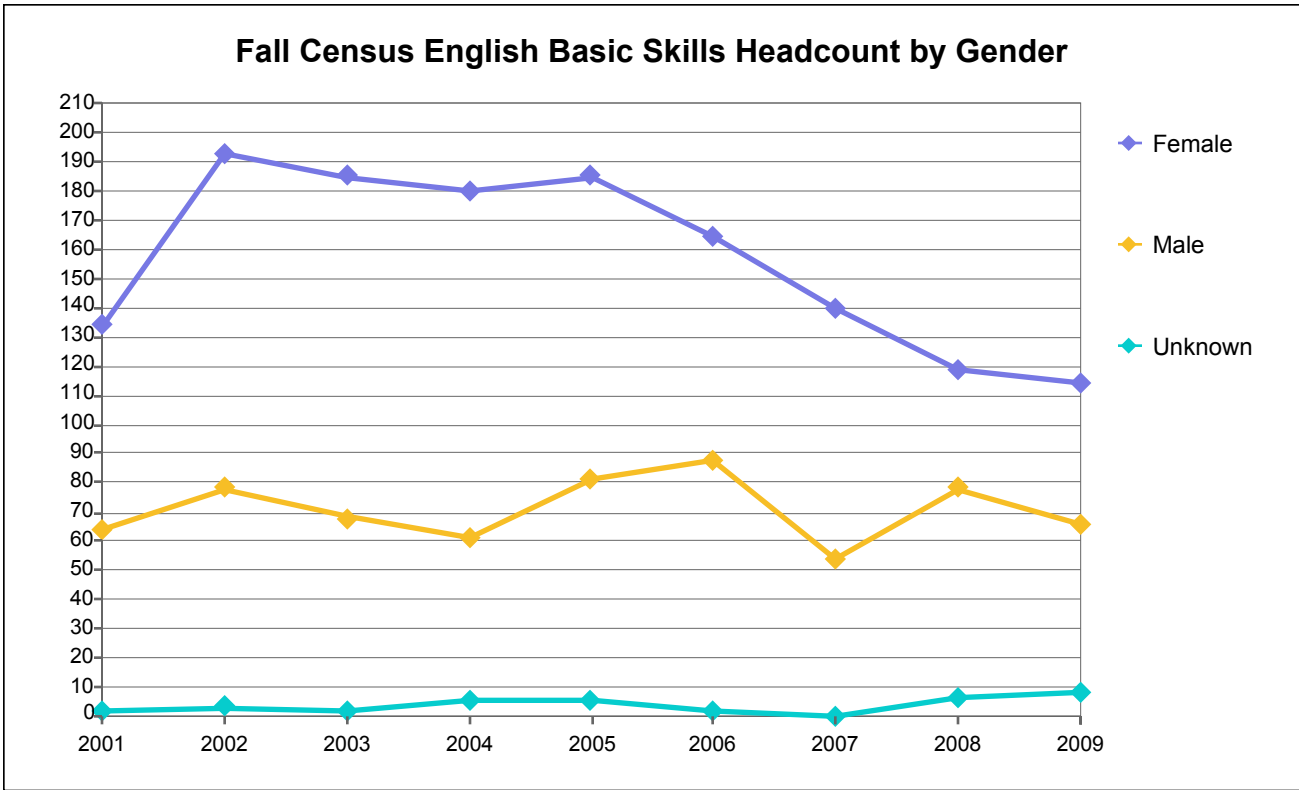
### Fall Census English Basic Skills Headcount by Gender

Gender	2001	2002	2003	2004	2005	2006	2007	2008	2009
Female	295	301	305	290	322	297	299	328	279
Male	243	230	234	188	226	217	211	249	225
Unknown	4	5	5	6	5	3	1	44	60
<b>Total</b>	<b>542</b>	<b>536</b>	<b>544</b>	<b>484</b>	<b>553</b>	<b>517</b>	<b>511</b>	<b>621</b>	<b>564</b>

### Percentage Distribution of Fall Census English Basic Skills Headcount by Gender

Gender	2001	2002	2003	2004	2005	2006	2007	2008	2009
Female	54%	56%	56%	60%	58%	57%	59%	53%	49%
Male	45%	43%	43%	39%	41%	42%	41%	40%	40%
Unknown	1%	1%	1%	1%	1%	1%	0%	7%	11%
<b>Total</b>	<b>100%</b>	<b>100%</b>	<b>100%</b>	<b>100%</b>	<b>100%</b>	<b>100%</b>	<b>100%</b>	<b>100%</b>	<b>100%</b>

**Merritt College**



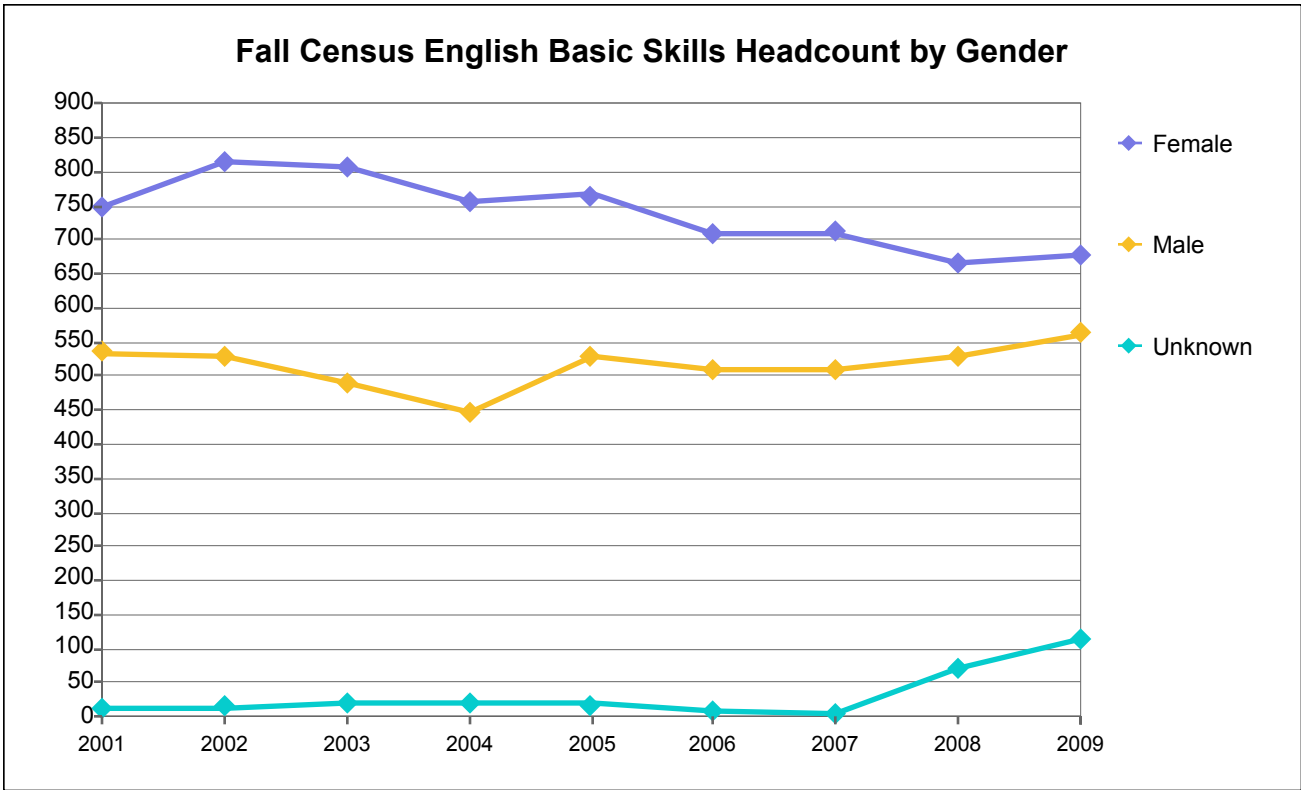
**Fall Census English Basic Skills Headcount by Gender**

Gender	2001	2002	2003	2004	2005	2006	2007	2008	2009
Female	134	193	185	180	185	165	140	119	114
Male	64	78	68	61	81	88	54	78	66
Unknown	2	3	2	5	5	2		6	8
<b>Total</b>	<b>200</b>	<b>274</b>	<b>255</b>	<b>246</b>	<b>271</b>	<b>255</b>	<b>194</b>	<b>203</b>	<b>188</b>

**Percentage Distribution of Fall Census English Basic Skills Headcount by Gender**

Gender	2001	2002	2003	2004	2005	2006	2007	2008	2009
Female	67%	70%	73%	73%	68%	65%	72%	59%	61%
Male	32%	28%	27%	25%	30%	35%	28%	38%	35%
Unknown	1%	1%	1%	2%	2%	1%		3%	4%
<b>Total</b>	<b>100%</b>	<b>100%</b>	<b>100%</b>	<b>100%</b>	<b>100%</b>	<b>100%</b>	<b>100%</b>	<b>100%</b>	<b>100%</b>

**Peralta Community College District**



### Fall Census English Basic Skills Headcount by Gender

Gender	2001	2002	2003	2004	2005	2006	2007	2008	2009
Female	748	816	807	756	766	708	711	666	678
Male	534	527	489	446	527	509	509	527	562
Unknown	12	13	18	20	17	7	2	69	115
<b>Total</b>	<b>1,294</b>	<b>1,356</b>	<b>1,314</b>	<b>1,222</b>	<b>1,310</b>	<b>1,224</b>	<b>1,222</b>	<b>1,262</b>	<b>1,355</b>

### Percentage Distribution of Fall Census English Basic Skills Headcount by Gender

Gender	2001	2002	2003	2004	2005	2006	2007	2008	2009
Female	58%	60%	61%	62%	58%	58%	58%	53%	50%
Male	41%	39%	37%	36%	40%	42%	42%	42%	41%
Unknown	1%	1%	1%	2%	1%	1%	0%	5%	8%
<b>Total</b>	<b>100%</b>	<b>100%</b>	<b>100%</b>	<b>100%</b>	<b>100%</b>	<b>100%</b>	<b>100%</b>	<b>100%</b>	<b>100%</b>