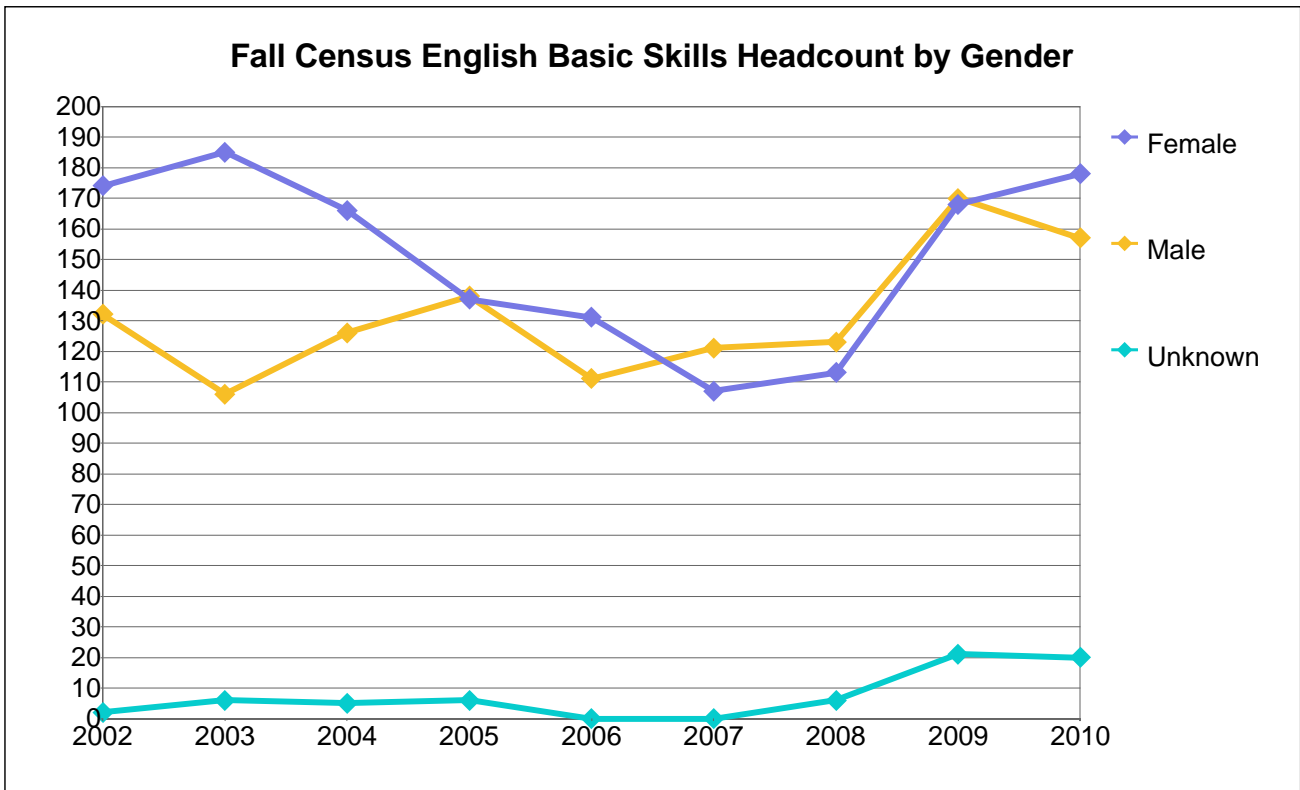


**College of Alameda**



### Fall Census English Basic Skills Headcount by Gender

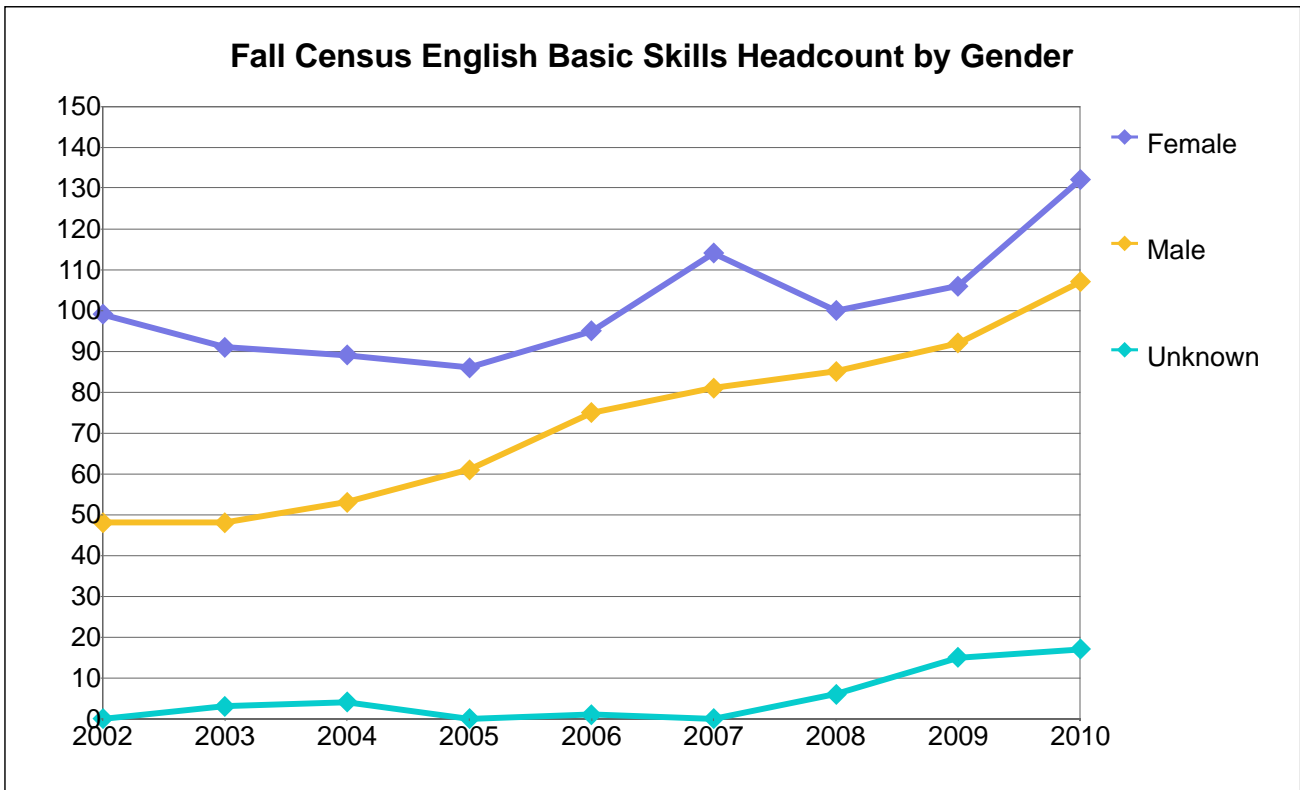
Gender	2002	2003	2004	2005	2006	2007	2008	2009	2010
Female	174	185	166	137	131	107	113	168	178
Male	132	106	126	138	111	121	123	170	157
Unknown	2	6	5	6			6	21	20
<b>Total</b>	<b>308</b>	<b>297</b>	<b>297</b>	<b>281</b>	<b>242</b>	<b>228</b>	<b>242</b>	<b>359</b>	<b>355</b>

### Percentage Distribution of Fall Census English Basic Skills Headcount by Gender

Gender	2002	2003	2004	2005	2006	2007	2008	2009	2010
Female	56%	62%	56%	49%	54%	47%	47%	47%	50%
Male	43%	36%	42%	49%	46%	53%	51%	47%	44%
Unknown	1%	2%	2%	2%			2%	6%	6%
<b>Total</b>	<b>100%</b>	<b>100%</b>	<b>100%</b>	<b>100%</b>	<b>100%</b>	<b>100%</b>	<b>100%</b>	<b>100%</b>	<b>100%</b>

Note: Headcount is the unduplicated count of students districtwide.

**Berkeley City College**



### Fall Census English Basic Skills Headcount by Gender

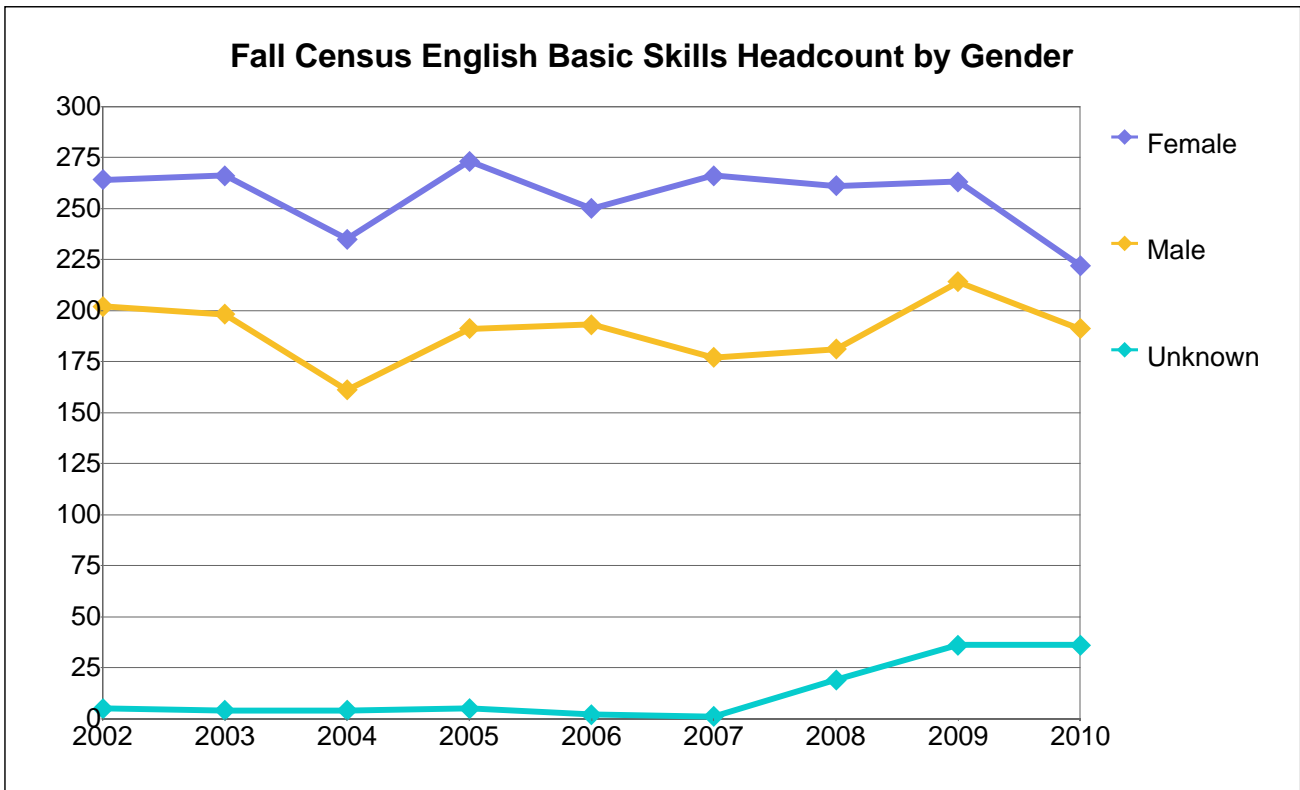
Gender	2002	2003	2004	2005	2006	2007	2008	2009	2010
Female	99	91	89	86	95	114	100	106	132
Male	48	48	53	61	75	81	85	92	107
Unknown		3	4		1		6	15	17
<b>Total</b>	<b>147</b>	<b>142</b>	<b>146</b>	<b>147</b>	<b>171</b>	<b>195</b>	<b>191</b>	<b>213</b>	<b>256</b>

### Percentage Distribution of Fall Census English Basic Skills Headcount by Gender

Gender	2002	2003	2004	2005	2006	2007	2008	2009	2010
Female	67%	64%	61%	59%	56%	58%	52%	50%	52%
Male	33%	34%	36%	41%	44%	42%	45%	43%	42%
Unknown		2%	3%		1%		3%	7%	7%
<b>Total</b>	<b>100%</b>	<b>100%</b>	<b>100%</b>	<b>100%</b>	<b>100%</b>	<b>100%</b>	<b>100%</b>	<b>100%</b>	<b>100%</b>

Note: Headcount is the unduplicated count of students districtwide.

## Laney College



### Fall Census English Basic Skills Headcount by Gender

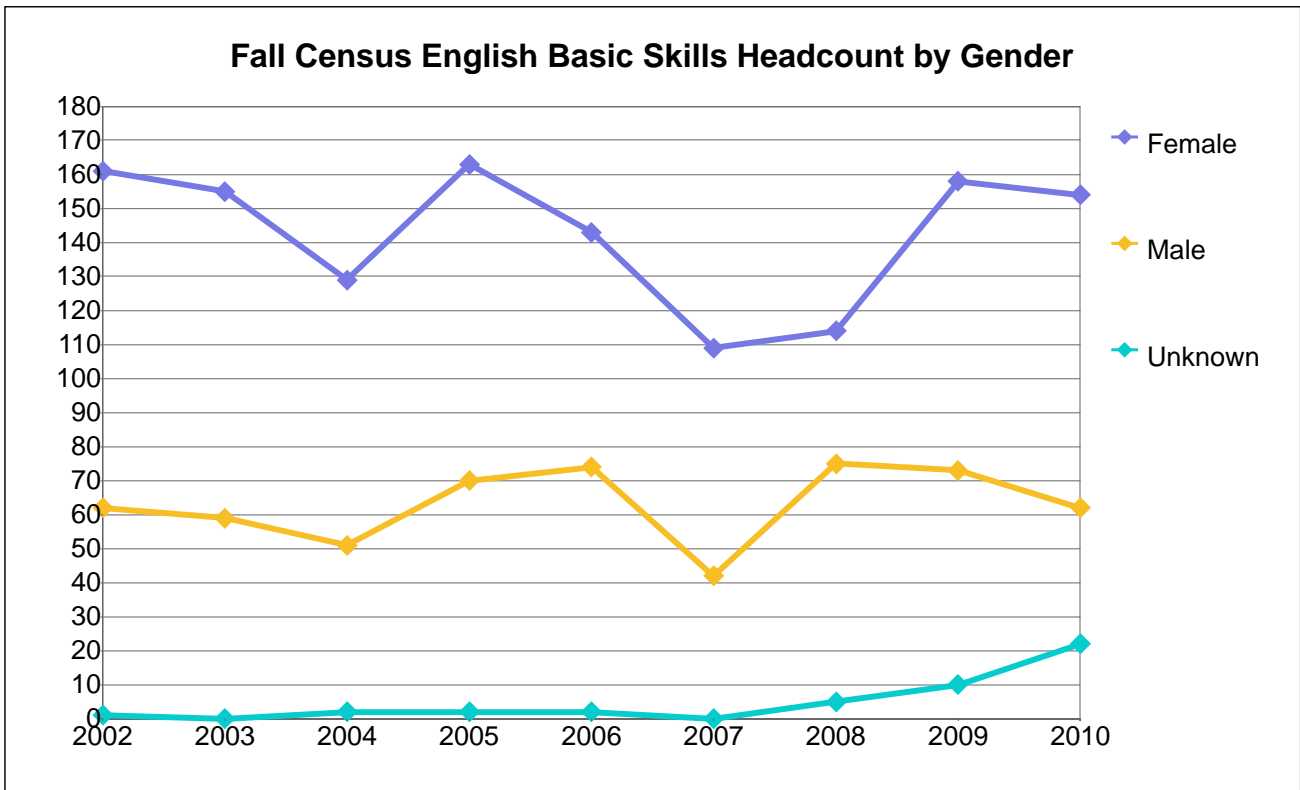
Gender	2002	2003	2004	2005	2006	2007	2008	2009	2010
Female	264	266	235	273	250	266	261	263	222
Male	202	198	161	191	193	177	181	214	191
Unknown	5	4	4	5	2	1	19	36	36
<b>Total</b>	<b>471</b>	<b>468</b>	<b>400</b>	<b>469</b>	<b>445</b>	<b>444</b>	<b>461</b>	<b>513</b>	<b>449</b>

### Percentage Distribution of Fall Census English Basic Skills Headcount by Gender

Gender	2002	2003	2004	2005	2006	2007	2008	2009	2010
Female	56%	57%	59%	58%	56%	60%	57%	51%	49%
Male	43%	42%	40%	41%	43%	40%	39%	42%	43%
Unknown	1%	1%	1%	1%	0%	0%	4%	7%	8%
<b>Total</b>	<b>100%</b>	<b>100%</b>	<b>100%</b>	<b>100%</b>	<b>100%</b>	<b>100%</b>	<b>100%</b>	<b>100%</b>	<b>100%</b>

Note: Headcount is the unduplicated count of students districtwide.

**Merritt College**



### Fall Census English Basic Skills Headcount by Gender

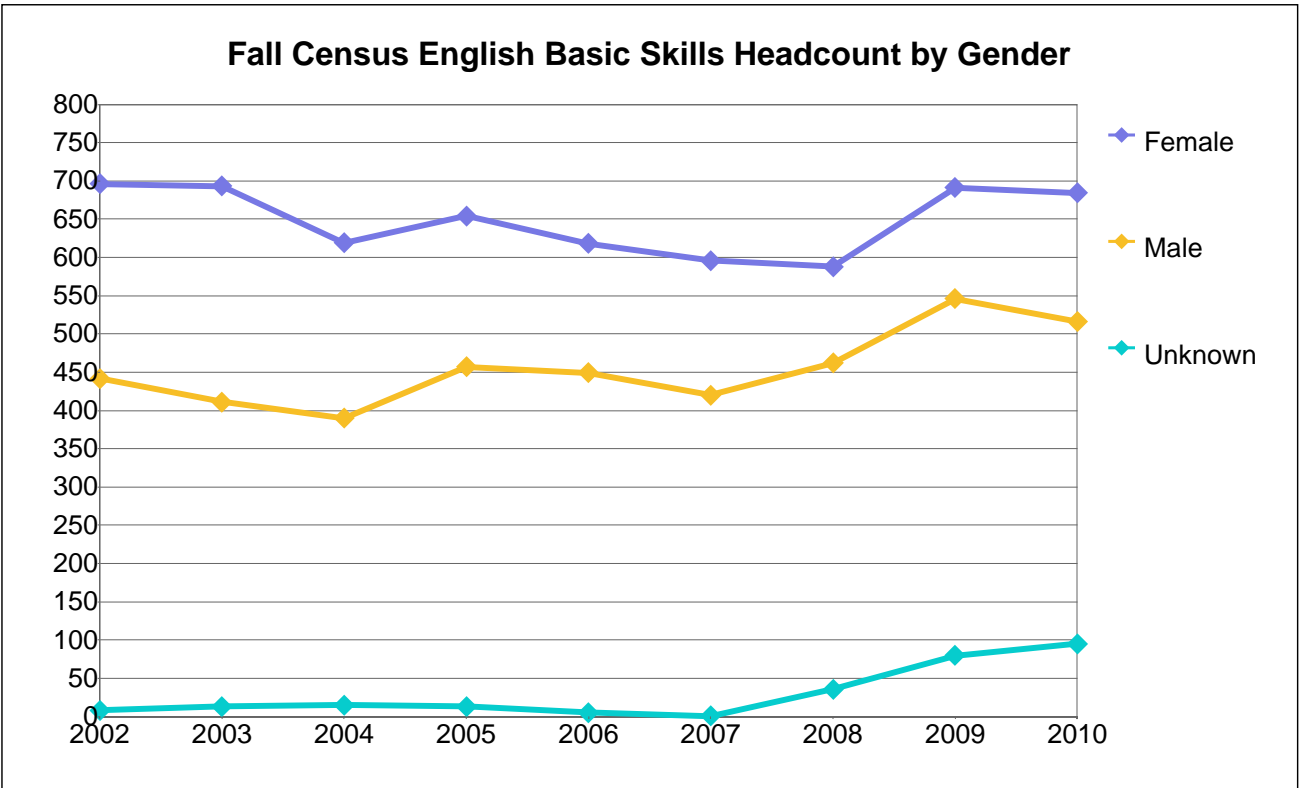
Gender	2002	2003	2004	2005	2006	2007	2008	2009	2010
Female	161	155	129	163	143	109	114	158	154
Male	62	59	51	70	74	42	75	73	62
Unknown	1		2	2	2		5	10	22
<b>Total</b>	<b>224</b>	<b>214</b>	<b>182</b>	<b>235</b>	<b>219</b>	<b>151</b>	<b>194</b>	<b>241</b>	<b>238</b>

### Percentage Distribution of Fall Census English Basic Skills Headcount by Gender

Gender	2002	2003	2004	2005	2006	2007	2008	2009	2010
Female	72%	72%	71%	69%	65%	72%	59%	66%	65%
Male	28%	28%	28%	30%	34%	28%	39%	30%	26%
Unknown	0%		1%	1%	1%		3%	4%	9%
<b>Total</b>	<b>100%</b>	<b>100%</b>	<b>100%</b>	<b>100%</b>	<b>100%</b>	<b>100%</b>	<b>100%</b>	<b>100%</b>	<b>100%</b>

Note: Headcount is the unduplicated count of students districtwide.

**Peralta Community College District**



### Fall Census English Basic Skills Headcount by Gender

Gender	2002	2003	2004	2005	2006	2007	2008	2009	2010
Female	696	693	619	654	618	596	588	691	684
Male	442	411	390	457	449	420	462	546	516
Unknown	8	13	15	13	5	1	36	80	95
<b>Total</b>	<b>1,146</b>	<b>1,117</b>	<b>1,024</b>	<b>1,124</b>	<b>1,072</b>	<b>1,017</b>	<b>1,086</b>	<b>1,317</b>	<b>1,295</b>

### Percentage Distribution of Fall Census English Basic Skills Headcount by Gender

Gender	2002	2003	2004	2005	2006	2007	2008	2009	2010
Female	61%	62%	60%	58%	58%	59%	54%	52%	53%
Male	39%	37%	38%	41%	42%	41%	43%	41%	40%
Unknown	1%	1%	1%	1%	0%	0%	3%	6%	7%
<b>Total</b>	<b>100%</b>	<b>100%</b>	<b>100%</b>	<b>100%</b>	<b>100%</b>	<b>100%</b>	<b>100%</b>	<b>100%</b>	<b>100%</b>

Note: Headcount is the unduplicated count of students districtwide.