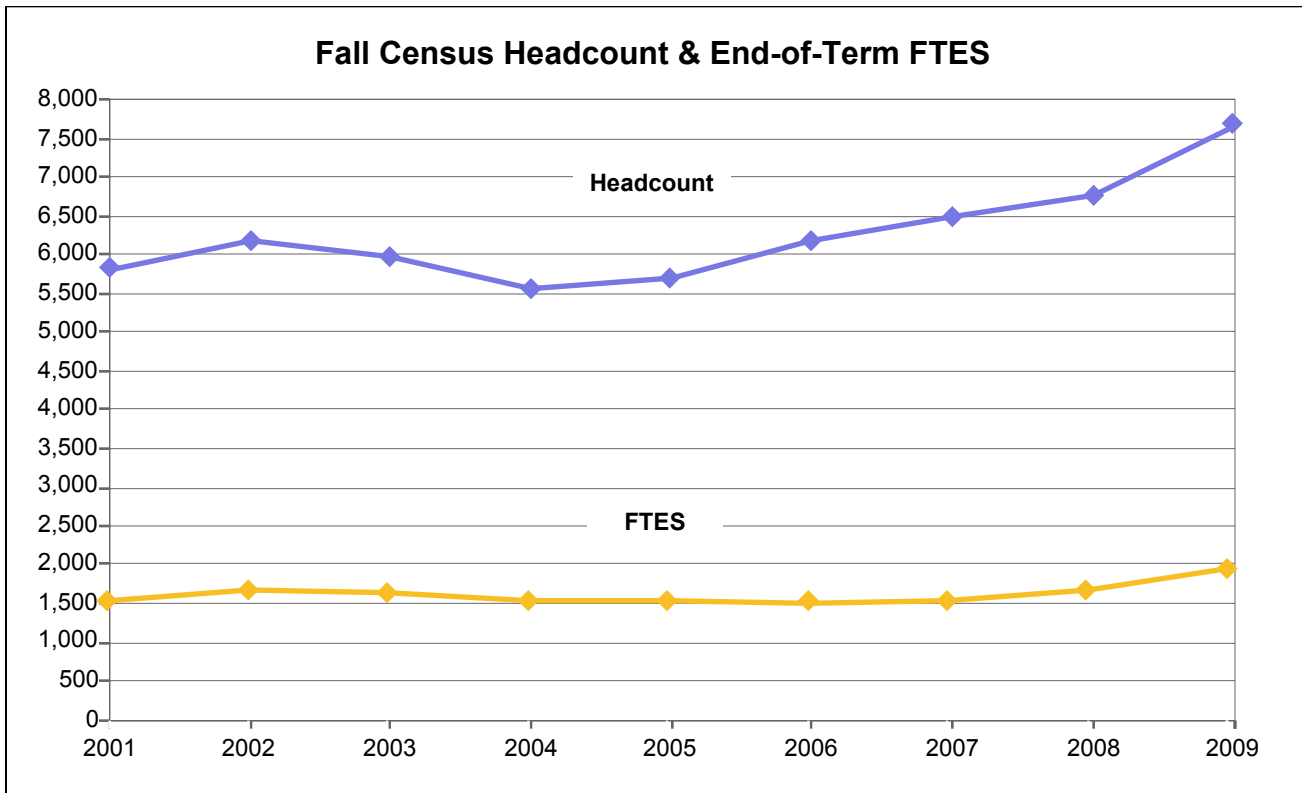


College of Alameda



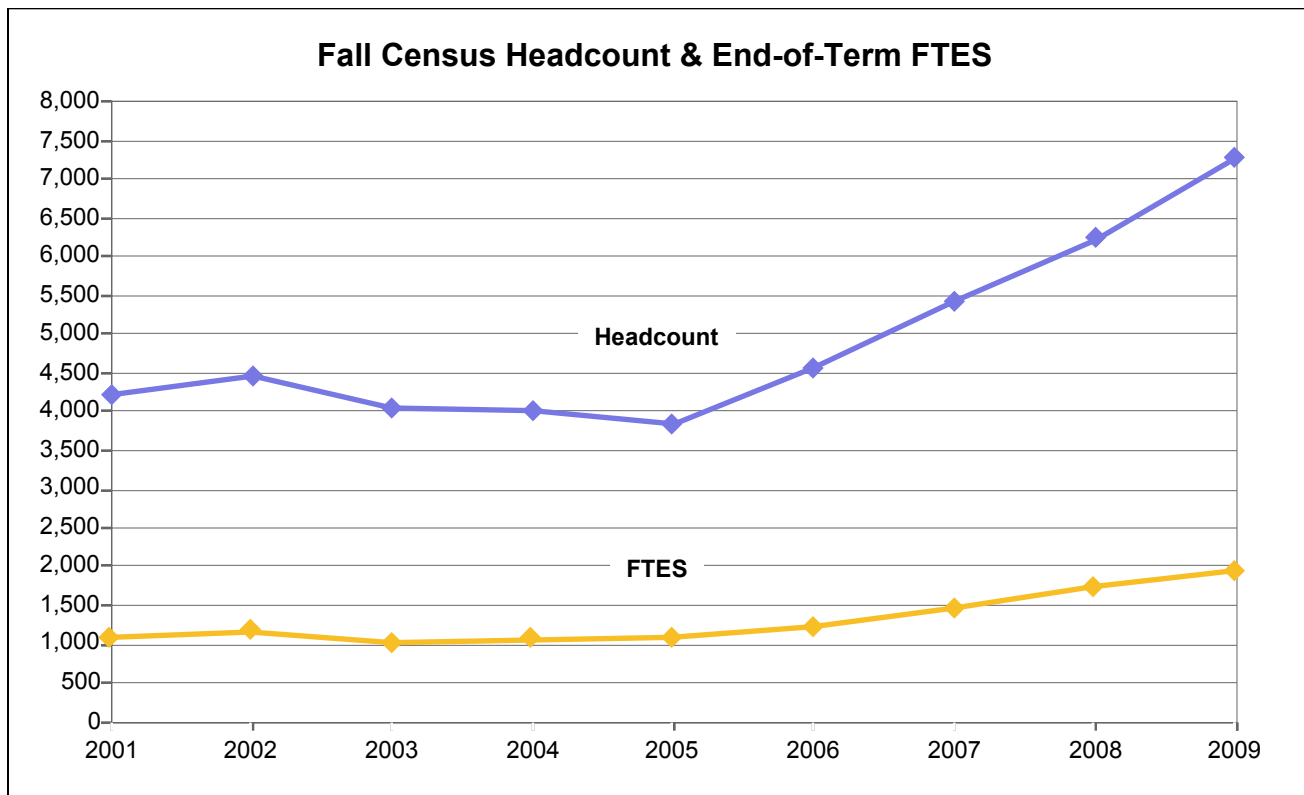
Fall Census Headcount

Measure	2001	2002	2003	2004	2005	2006	2007	2008	2009
Headcount	5,820	6,177	5,973	5,578	5,718	6,193	6,504	6,759	7,686

Fall End-of-Term FTES

Measure	2001	2002	2003	2004	2005	2006	2007	2008	2009
FTES	1,605	1,743	1,709	1,606	1,585	1,576	1,599	1,738	2,009

Berkeley City College



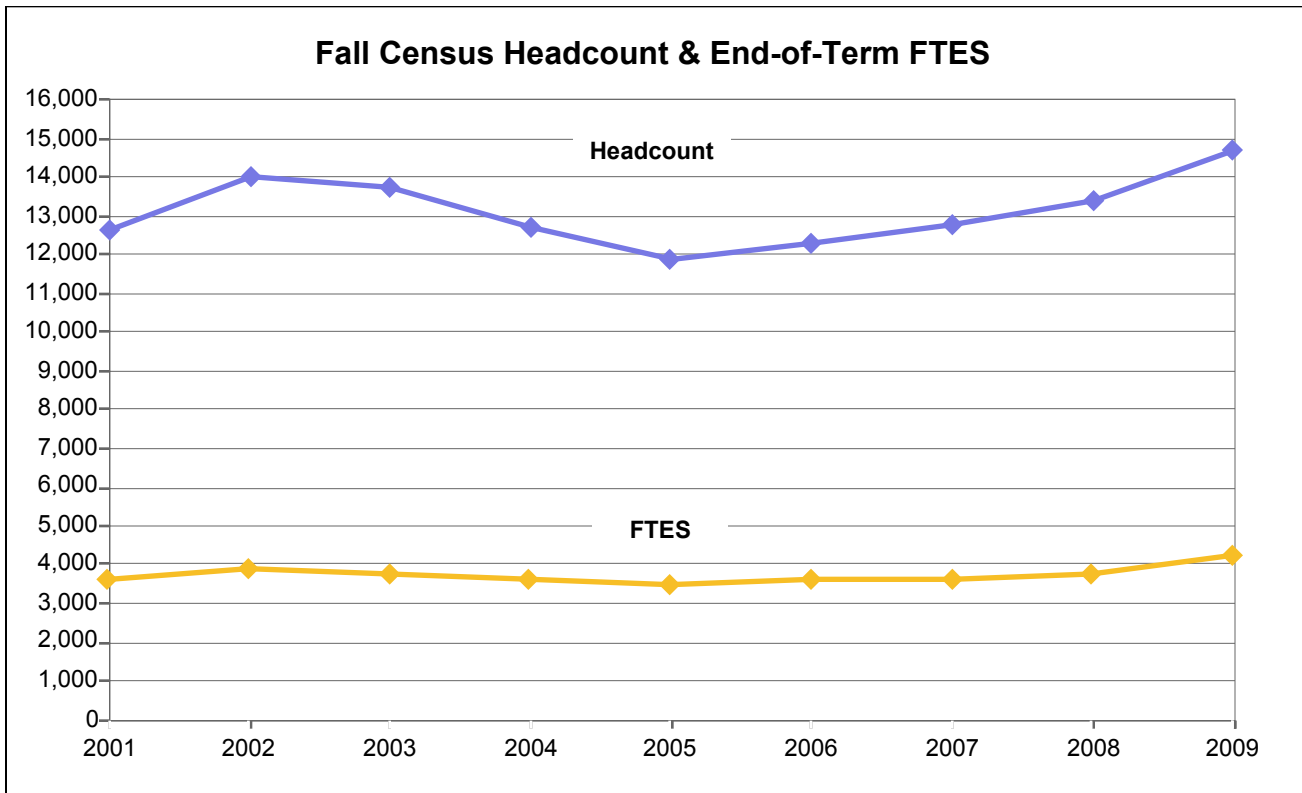
Fall Census Headcount

Measure	2001	2002	2003	2004	2005	2006	2007	2008	2009
Headcount	4,228	4,473	4,050	4,007	3,848	4,562	5,420	6,241	7,284

Fall End-of-Term FTES

Measure	2001	2002	2003	2004	2005	2006	2007	2008	2009
FTES	1,115	1,221	1,061	1,111	1,116	1,282	1,523	1,797	2,031

Laney College



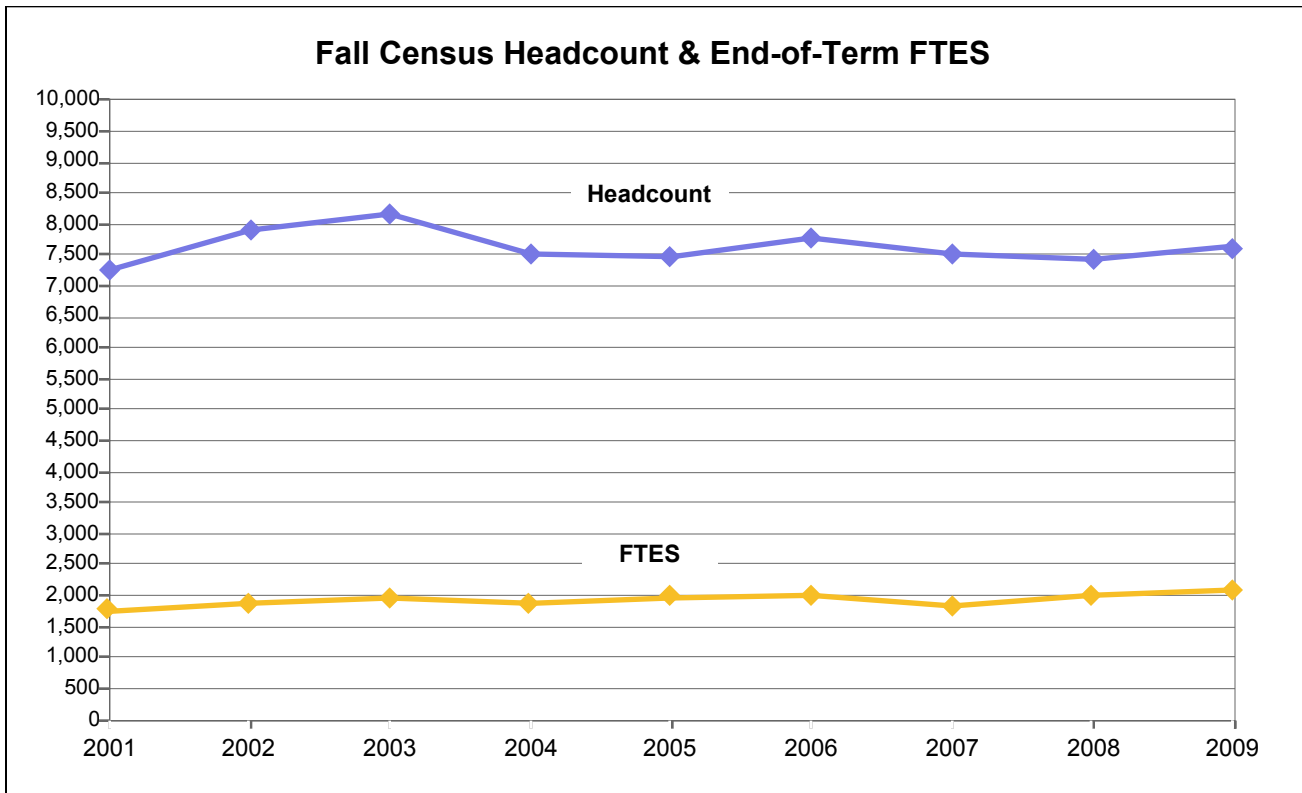
Fall Census Headcount

Measure	2001	2002	2003	2004	2005	2006	2007	2008	2009
Headcount	12,637	13,992	13,778	12,690	11,908	12,274	12,772	13,408	14,735

Fall End-of-Term FTES

Measure	2001	2002	2003	2004	2005	2006	2007	2008	2009
FTES	3,793	4,049	3,932	3,731	3,610	3,758	3,726	3,883	4,376

Merritt College



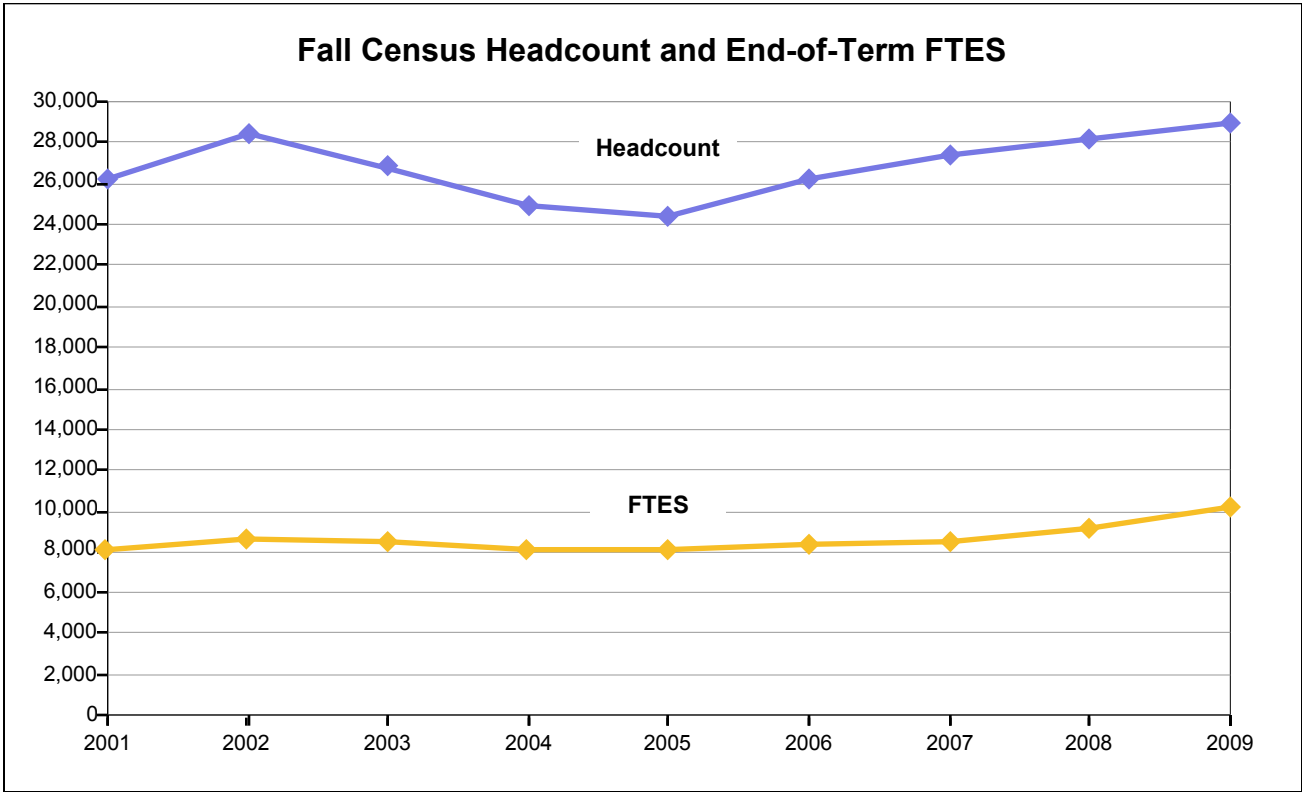
Fall Census Headcount

Measure	2001	2002	2003	2004	2005	2006	2007	2008	2009
Headcount	7,262	7,895	8,147	7,504	7,460	7,785	7,500	7,415	7,622

Fall End-of-Term FTES

Measure	2001	2002	2003	2004	2005	2006	2007	2008	2009
FTES	1,842	1,946	2,029	1,962	2,061	2,081	1,893	2,072	2,173

Peralta Community College District



Fall Census Headcount

Measure	2001	2002	2003	2004	2005	2006	2007	2008	2009
Headcount	26,189	28,374	26,807	24,937	24,351	26,161	27,347	28,221	28,999

Fall End-of-Term FTES

Measure	2001	2002	2003	2004	2005	2006	2007	2008	2009
FTES	8,355	8,959	8,731	8,409	8,372	8,697	8,741	9,490	10,590