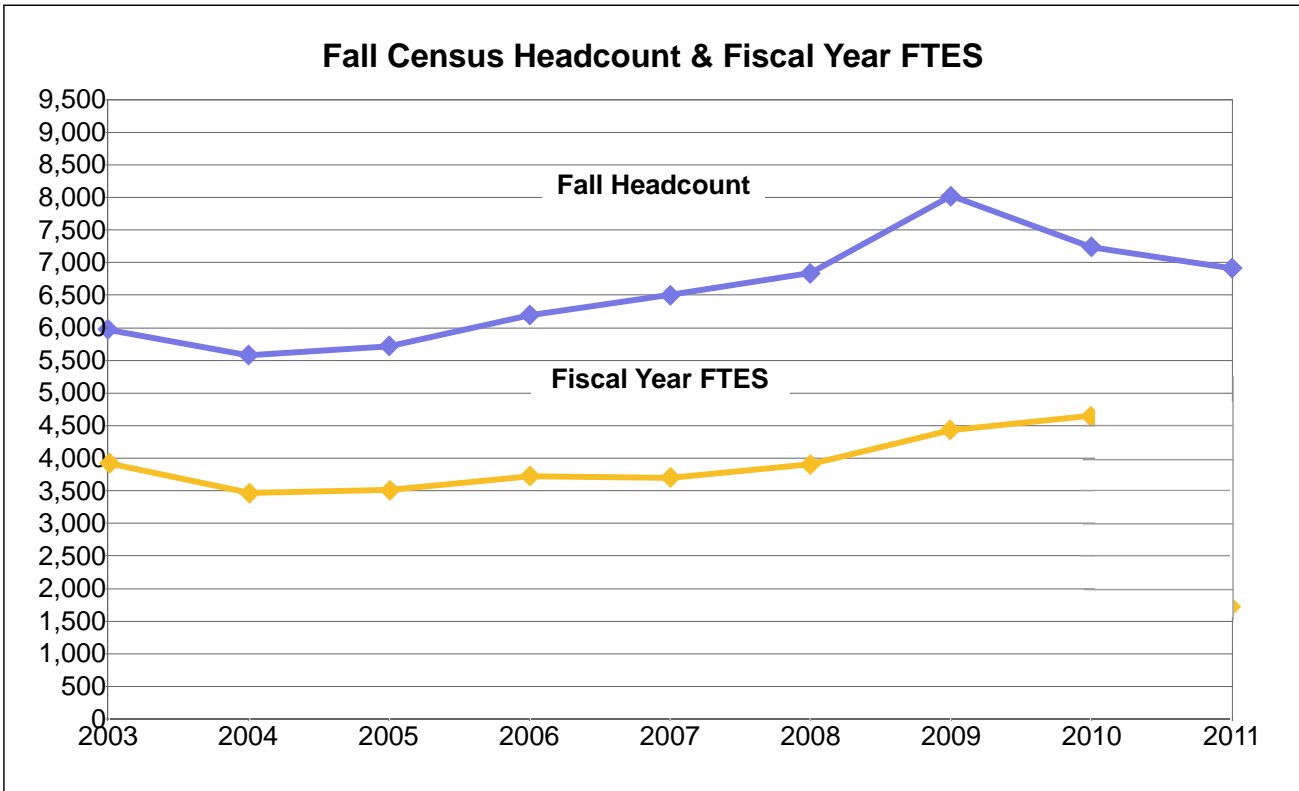


**College of Alameda**



**Fall Census Headcount**

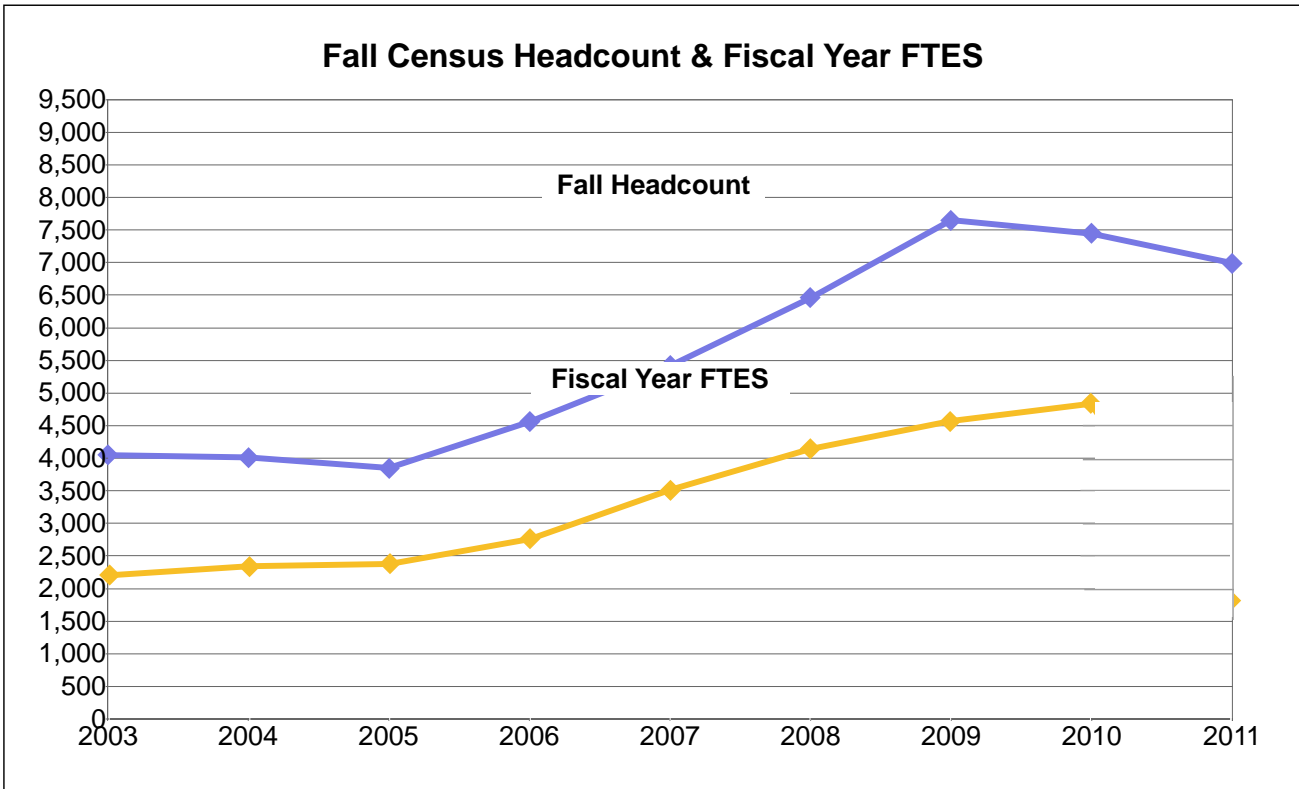
Measure	2003	2004	2005	2006	2007	2008	2009	2010	2011
Headcount	5,973	5,578	5,718	6,193	6,504	6,835	8,019	7,235	6,911

**Fiscal Year FTES**

Measure	2003-04	2004-05	2005-06	2006-07	2007-08	2008-09	2009-10	2010-11	2011-12
FTES	3,925	3,464	3,507	3,723	3,702	3,904	4,436	4,649	N/A*

\* Fiscal year 2011-12 FTES will not be available until after the Summer 2012 term is completed.

**Berkeley City College**



**Fall Census Headcount**

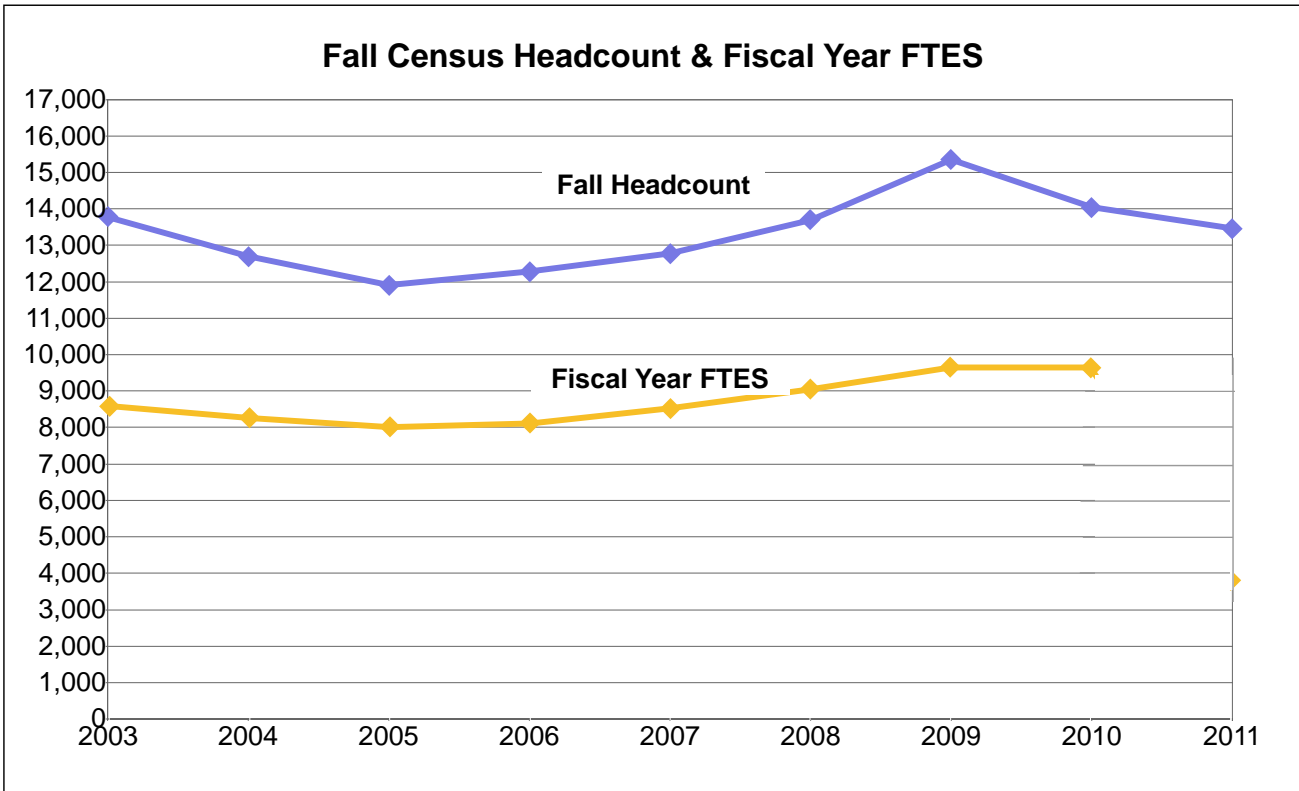
Measure	2003	2004	2005	2006	2007	2008	2009	2010	2011
Headcount	4,050	4,007	3,848	4,562	5,420	6,461	7,648	7,448	6,990

**Fiscal Year FTES**

Measure	2003-04	2004-05	2005-06	2006-07	2007-08	2008-09	2009-10	2010-11	2011-12
FTES	2,200	2,336	2,374	2,760	3,511	4,145	4,566	4,845	N/A*

\* Fiscal year 2011-12 FTES will not be available until after the Summer 2012 term is completed.

## Laney College



### Fall Census Headcount

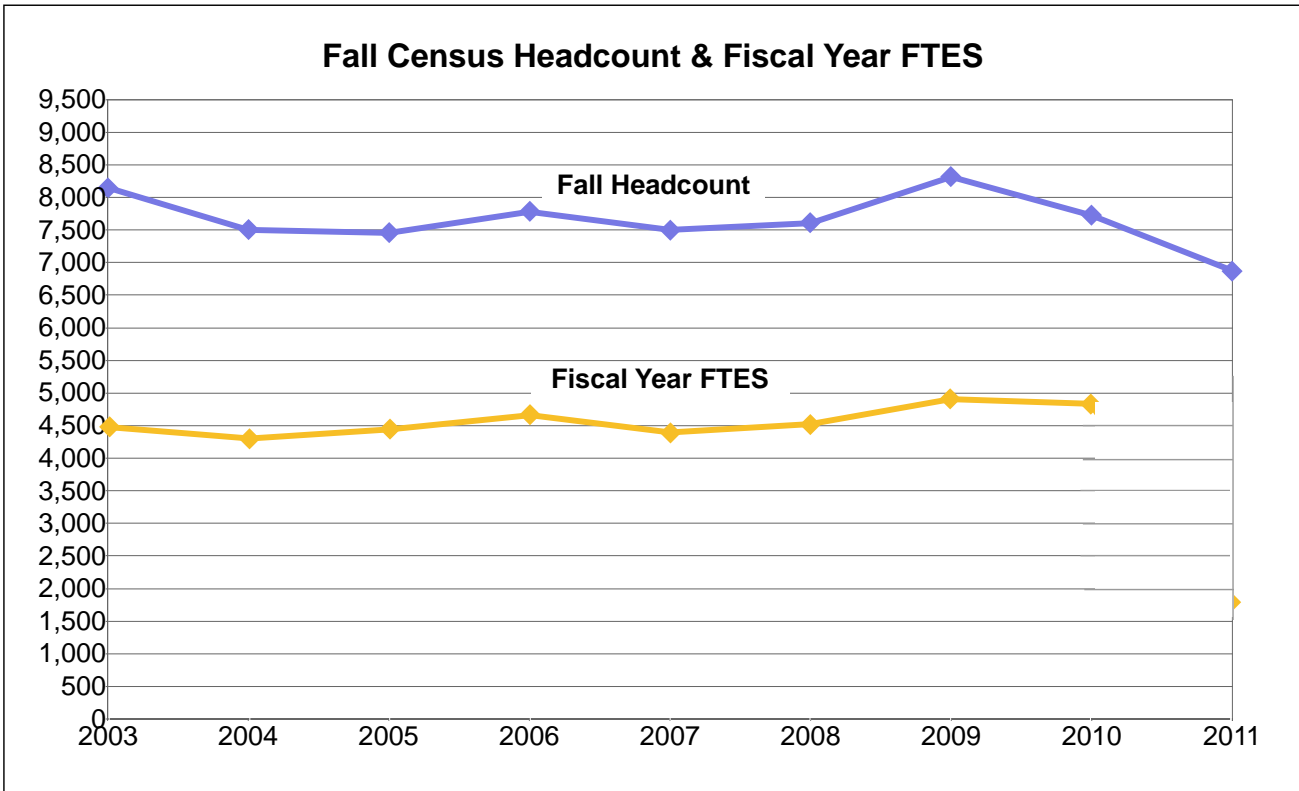
Measure	2003	2004	2005	2006	2007	2008	2009	2010	2011
Headcount	13,778	12,690	11,908	12,274	12,772	13,700	15,352	14,039	13,457

### Fiscal Year FTES

Measure	2003-04	2004-05	2005-06	2006-07	2007-08	2008-09	2009-10	2010-11	2011-12
FTES	8,592	8,267	8,016	8,127	8,534	9,055	9,669	9,657	N/A*

\* Fiscal year 2011-12 FTES will not be available until after the Summer 2012 term is completed.

**Merritt College**



**Fall Census Headcount**

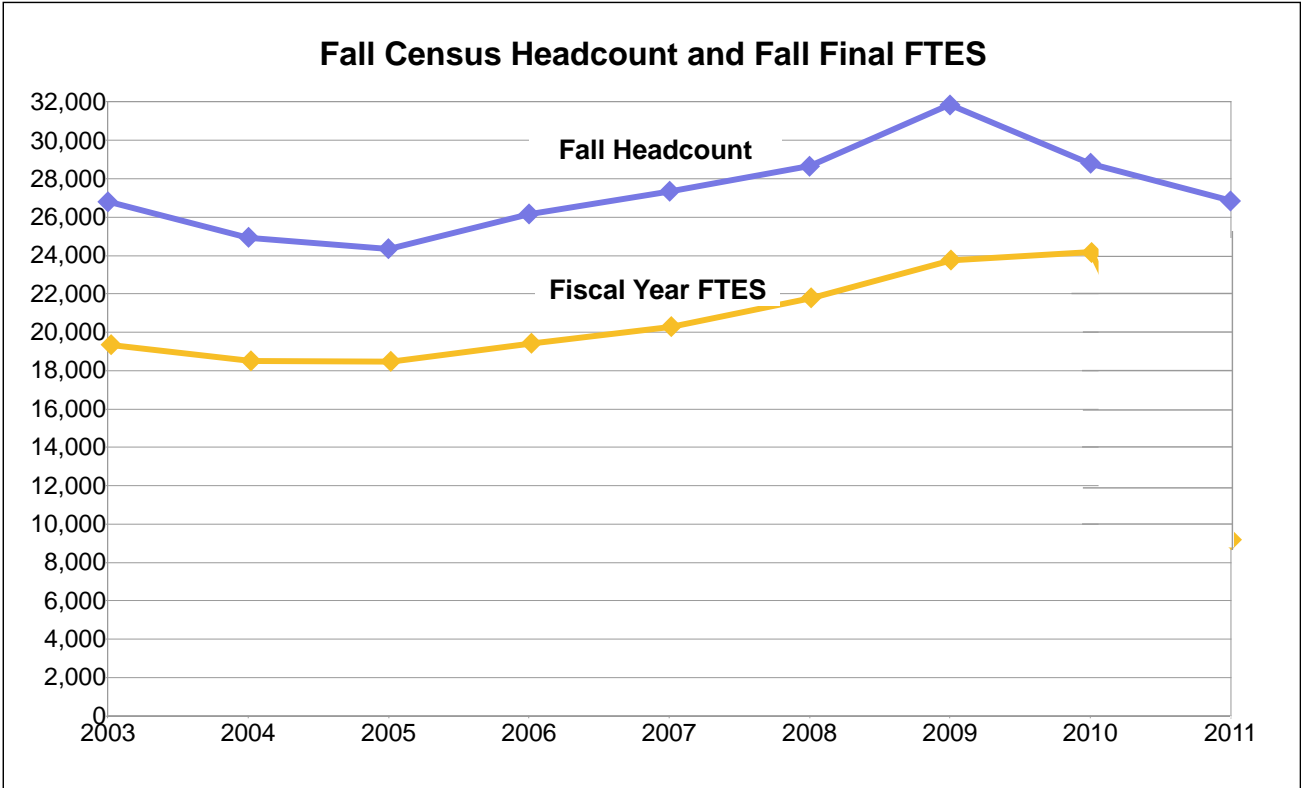
Measure	2003	2004	2005	2006	2007	2008	2009	2010	2011
Headcount	8,147	7,504	7,460	7,785	7,500	7,611	8,315	7,723	6,873

**Fiscal Year FTES**

Measure	2003-04	2004-05	2005-06	2006-07	2007-08	2008-09	2009-10	2010-11	2011-12
FTES	4,484	4,301	4,447	4,666	4,395	4,524	4,913	4,838	N/A*

\* Fiscal year 2011-12 FTES will not be available until after the Summer 2012 term is completed.

**Peralta Community College District**



**Fall Census Headcount**

Measure	2003	2004	2005	2006	2007	2008	2009	2010	2011
Headcount	26,807	24,937	24,351	26,161	27,347	28,659	31,851	28,802	26,845

**Fiscal Year FTES**

Measure	2003-04	2004-05	2005-06	2006-07	2007-08	2008-09	2009-10	2010-11	2011-12
FTES	19,201	18,368	18,345	19,275	20,142	21,629	23,584	23,989	N/A*

\* Fiscal year 2011-12 FTES will not be available until after the Summer 2012 term is completed.