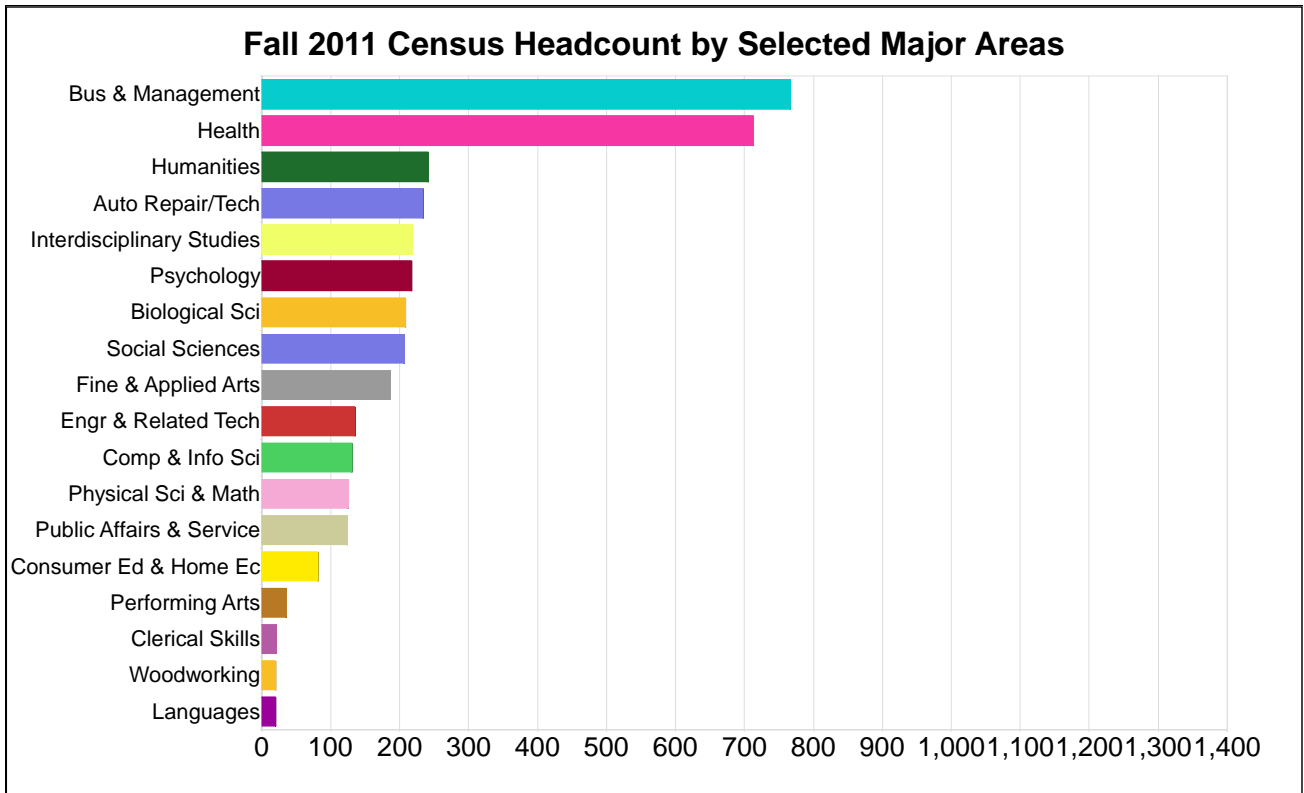


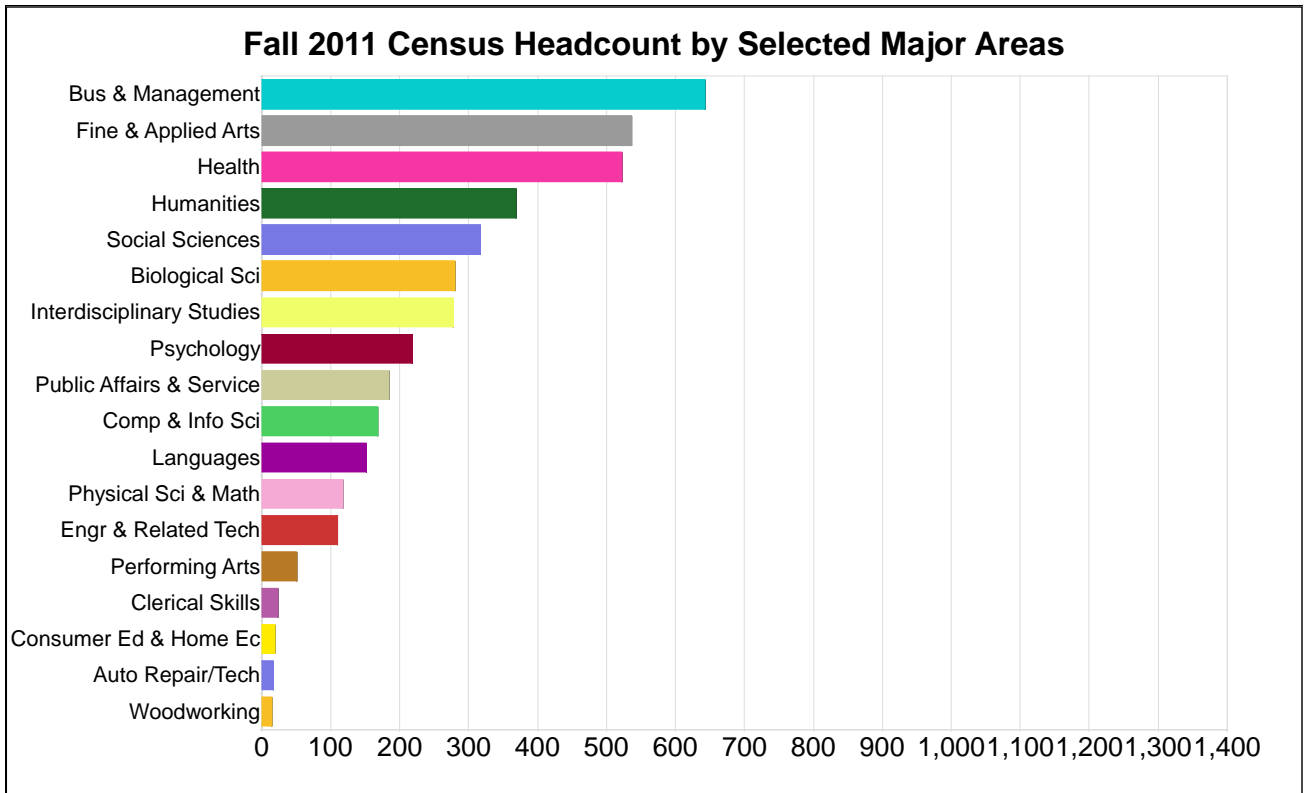
College of Alameda



Fall 2011 Census Headcount by Selected Major Areas

Major Area	Number	Percent
Other	3,224	47%
Bus & Management	767	11%
Health	713	10%
Humanities	242	4%
Auto Repair/Tech	234	3%
Interdisciplinary Studies	219	3%
Psychology	217	3%
Biological Sci	209	3%
Social Sciences	206	3%
Fine & Applied Arts	187	3%
Engr & Related Tech	135	2%
Comp & Info Sci	131	2%
Physical Sci & Math	125	2%
Public Affairs & Service	124	2%
Consumer Ed & Home Ec	82	1%
Performing Arts	35	1%
Clerical Skills	21	0%
Woodworking	20	0%
Languages	20	0%
Total	6,911	100%

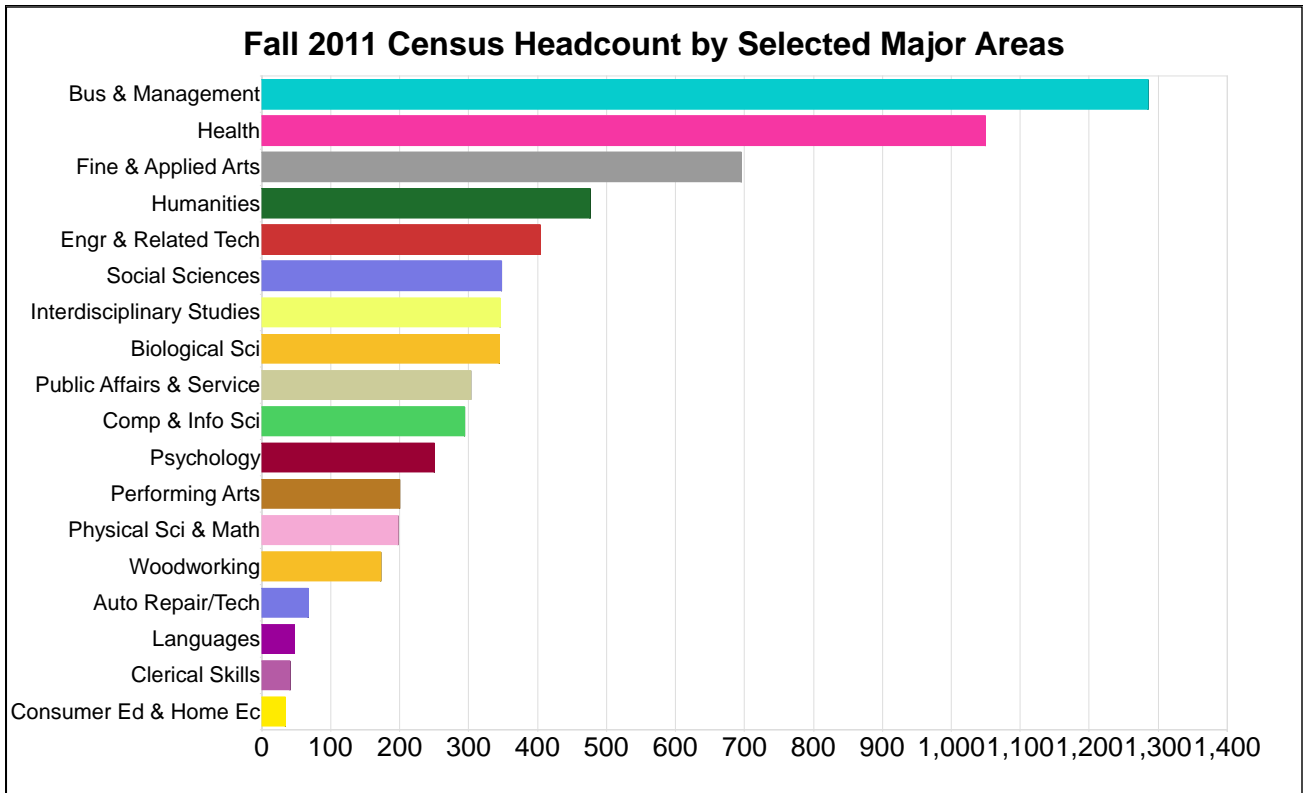
Berkeley City College



Fall 2011 Census Headcount by Selected Major Areas

Major Area	Number	Percent
Other	2,969	42%
Bus & Management	643	9%
Fine & Applied Arts	536	8%
Health	522	7%
Humanities	369	5%
Social Sciences	317	5%
Biological Sci	280	4%
Interdisciplinary Studies	278	4%
Psychology	219	3%
Public Affairs & Service	184	3%
Comp & Info Sci	168	2%
Languages	152	2%
Physical Sci & Math	118	2%
Engr & Related Tech	110	2%
Performing Arts	51	1%
Clerical Skills	23	0%
Consumer Ed & Home Ec	19	0%
Auto Repair/Tech	17	0%
Woodworking	15	0%
Total	6,990	100%

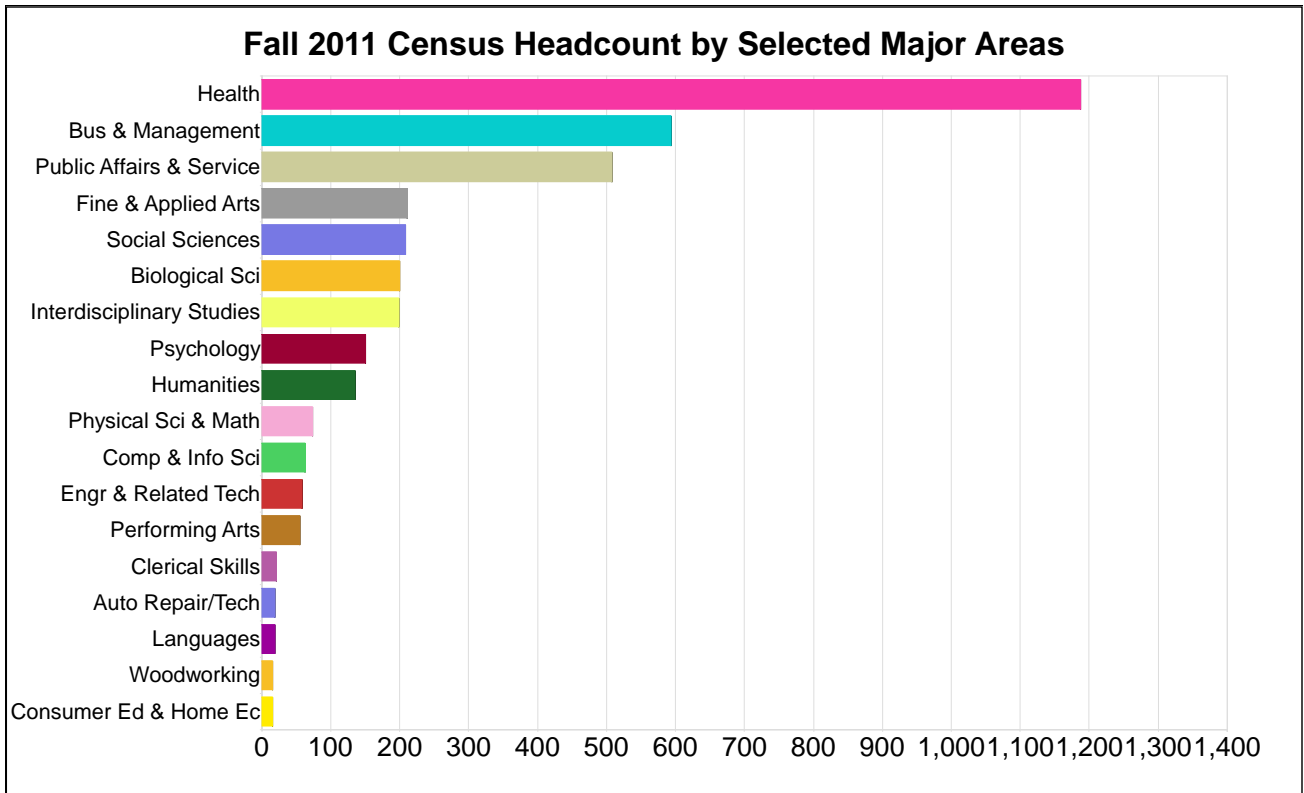
Laney College



Fall 2011 Census Headcount by Selected Major Areas

Major Area	Number	Percent
Other	6,902	51%
Bus & Management	1,285	10%
Health	1,049	8%
Fine & Applied Arts	695	5%
Humanities	476	4%
Engr & Related Tech	404	3%
Social Sciences	348	3%
Interdisciplinary Studies	346	3%
Biological Sci	345	3%
Public Affairs & Service	303	2%
Comp & Info Sci	294	2%
Psychology	250	2%
Performing Arts	200	1%
Physical Sci & Math	198	1%
Woodworking	173	1%
Auto Repair/Tech	67	0%
Languages	47	0%
Clerical Skills	41	0%
Consumer Ed & Home Ec	34	0%
Total	13,457	100%

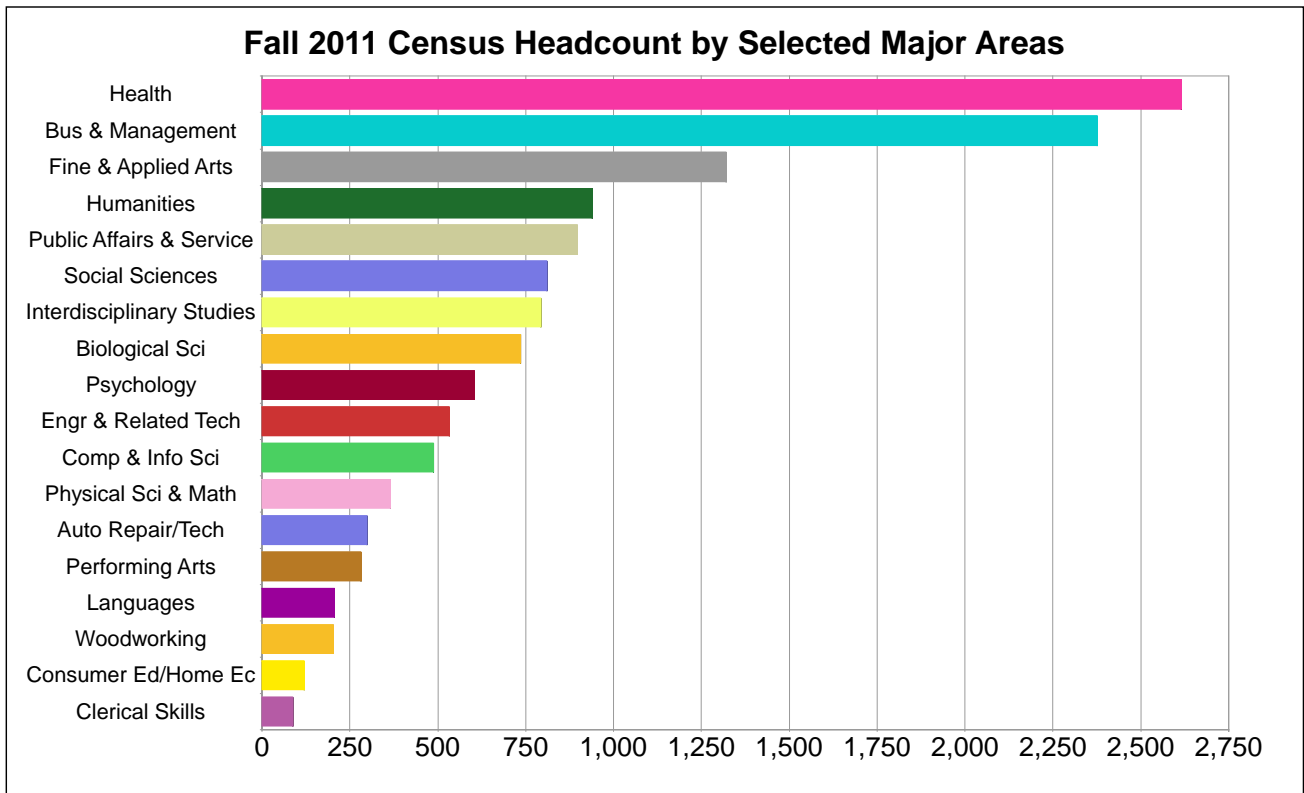
Merritt College



Fall 2011 Census Headcount by Selected Major Areas

Major Area	Number	Percent
Other	3,138	46%
Health	1,188	17%
Bus & Management	593	9%
Public Affairs & Service	508	7%
Fine & Applied Arts	211	3%
Social Sciences	209	3%
Biological Sci	200	3%
Interdisciplinary Studies	199	3%
Psychology	151	2%
Humanities	135	2%
Physical Sci & Math	74	1%
Comp & Info Sci	63	1%
Engr & Related Tech	58	1%
Performing Arts	55	1%
Clerical Skills	21	0%
Auto Repair/Tech	19	0%
Languages	19	0%
Woodworking	16	0%
Consumer Ed & Home Ec	16	0%
Total	6,873	100%

Peralta Community College District



Fall 2011 Census Headcount by Selected Major Areas

Major Area	Number	Percent
Other	13,170	49%
Health	2,615	10%
Bus & Management	2,377	9%
Fine & Applied Arts	1,320	5%
Humanities	939	3%
Public Affairs & Service	896	3%
Social Sciences	810	3%
Interdisciplinary Studies	793	3%
Biological Sci	736	3%
Psychology	605	2%
Engr & Related Tech	533	2%
Comp & Info Sci	487	2%
Physical Sci & Math	366	1%
Auto Repair/Tech	300	1%
Performing Arts	282	1%
Languages	206	1%
Woodworking	202	1%
Consumer Ed & Home Ec	120	0%
Clerical Skills	88	0%
Total	26,845	100%