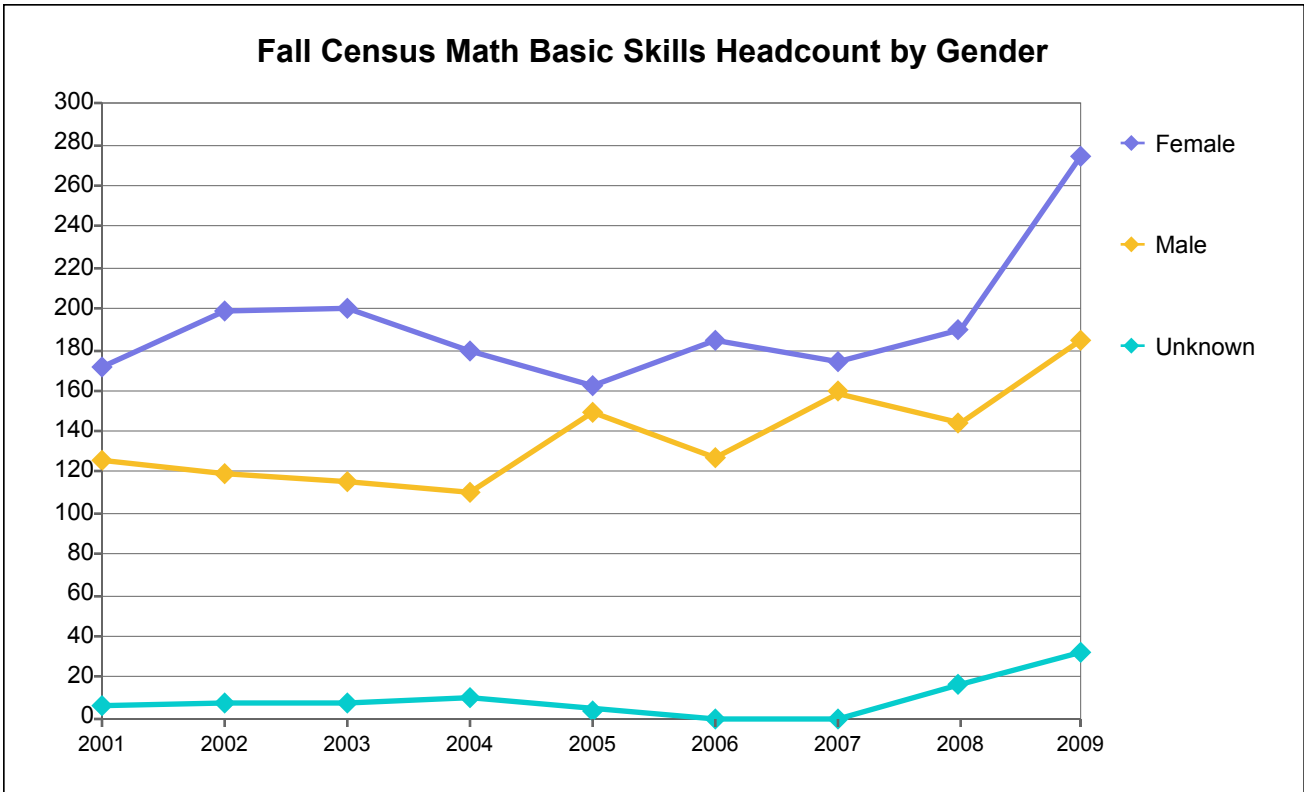


**College of Alameda**



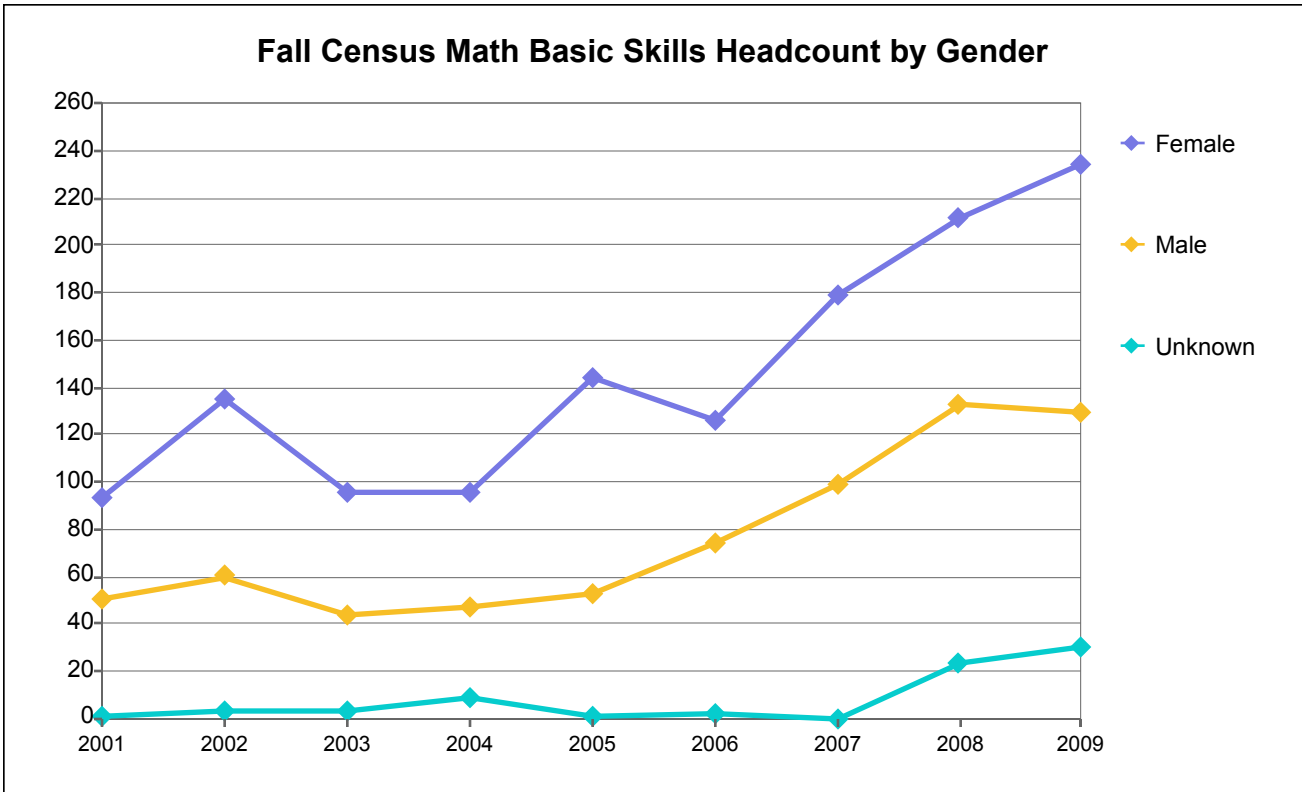
**Fall Census Math Basic Skills Headcount by Gender**

Gender	2001	2002	2003	2004	2005	2006	2007	2008	2009
Female	172	199	200	179	162	184	174	190	274
Male	126	119	116	110	149	127	159	144	185
Unknown	6	7	7	10	4			16	32
<b>Total</b>	<b>304</b>	<b>325</b>	<b>323</b>	<b>299</b>	<b>315</b>	<b>311</b>	<b>333</b>	<b>350</b>	<b>491</b>

**Percentage Distribution of Fall Census Math Basic Skills Headcount by Gender**

Gender	2001	2002	2003	2004	2005	2006	2007	2008	2009
Female	57%	61%	62%	60%	51%	59%	52%	54%	56%
Male	41%	37%	36%	37%	47%	41%	48%	41%	38%
Unknown	2%	2%	2%	3%	1%			5%	7%
<b>Total</b>	<b>100%</b>	<b>100%</b>	<b>100%</b>	<b>100%</b>	<b>100%</b>	<b>100%</b>	<b>100%</b>	<b>100%</b>	<b>100%</b>

**Berkeley City College**



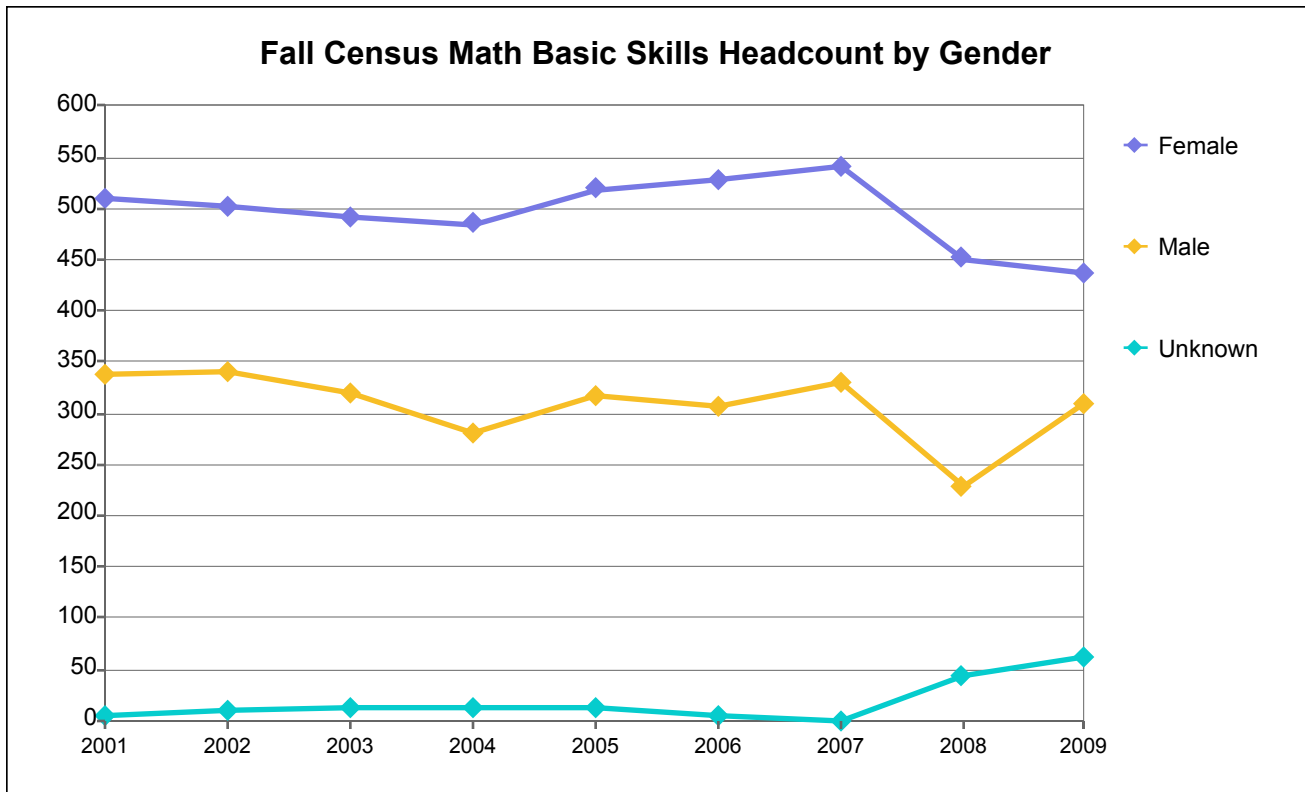
**Fall Census Math Basic Skills Headcount by Gender**

Gender	2001	2002	2003	2004	2005	2006	2007	2008	2009
Female	93	135	95	95	144	126	179	212	234
Male	50	60	44	47	53	74	99	133	129
Unknown	1	3	3	9	1	2		23	30
<b>Total</b>	<b>144</b>	<b>198</b>	<b>142</b>	<b>151</b>	<b>198</b>	<b>202</b>	<b>278</b>	<b>368</b>	<b>393</b>

**Percentage Distribution of Fall Census Math Basic Skills Headcount by Gender**



## Laney College



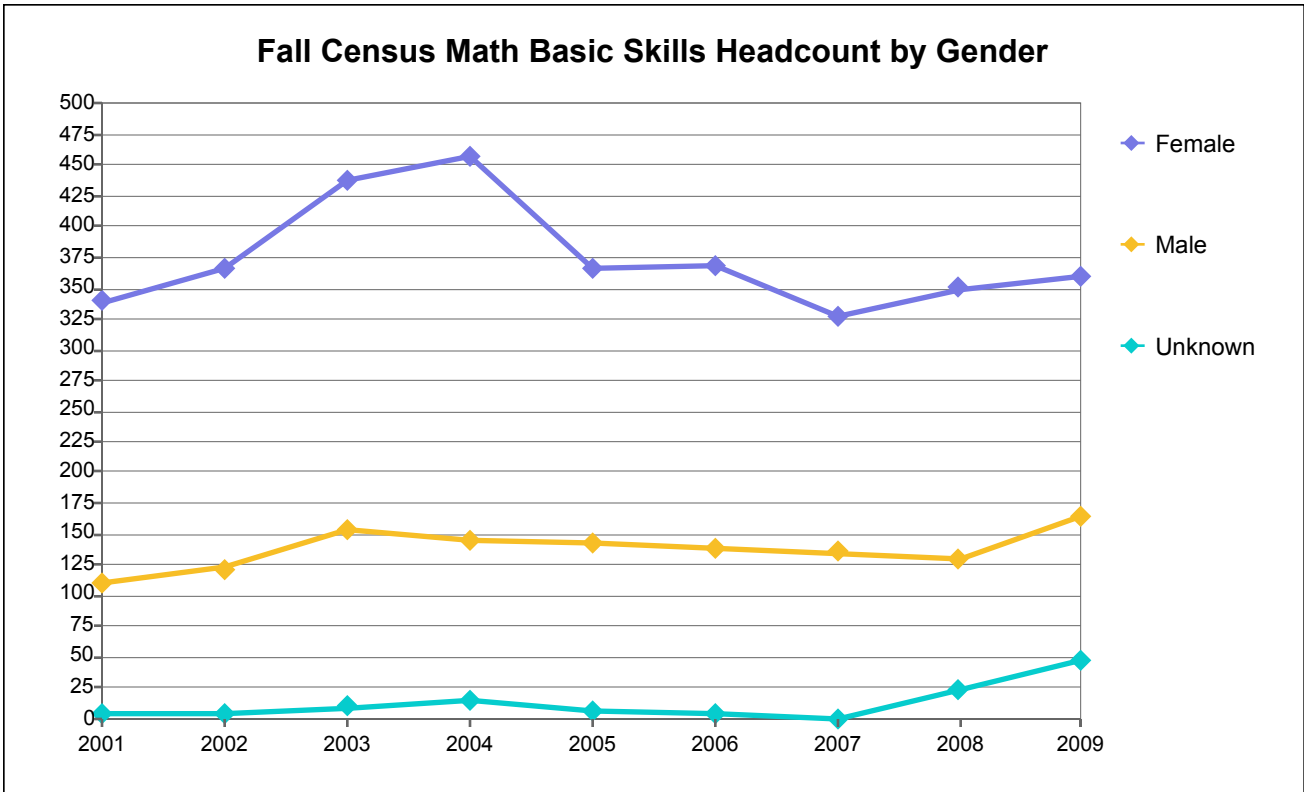
### Fall Census Math Basic Skills Headcount by Gender

Gender	2001	2002	2003	2004	2005	2006	2007	2008	2009
Female	510	503	491	485	519	529	542	451	438
Male	339	340	320	280	316	306	329	228	310
Unknown	4	10	13	13	12	5		44	61
<b>Total</b>	<b>853</b>	<b>853</b>	<b>824</b>	<b>778</b>	<b>847</b>	<b>840</b>	<b>871</b>	<b>723</b>	<b>809</b>

### Percentage Distribution of Fall Census Math Basic Skills Headcount by Gender



## Merritt College



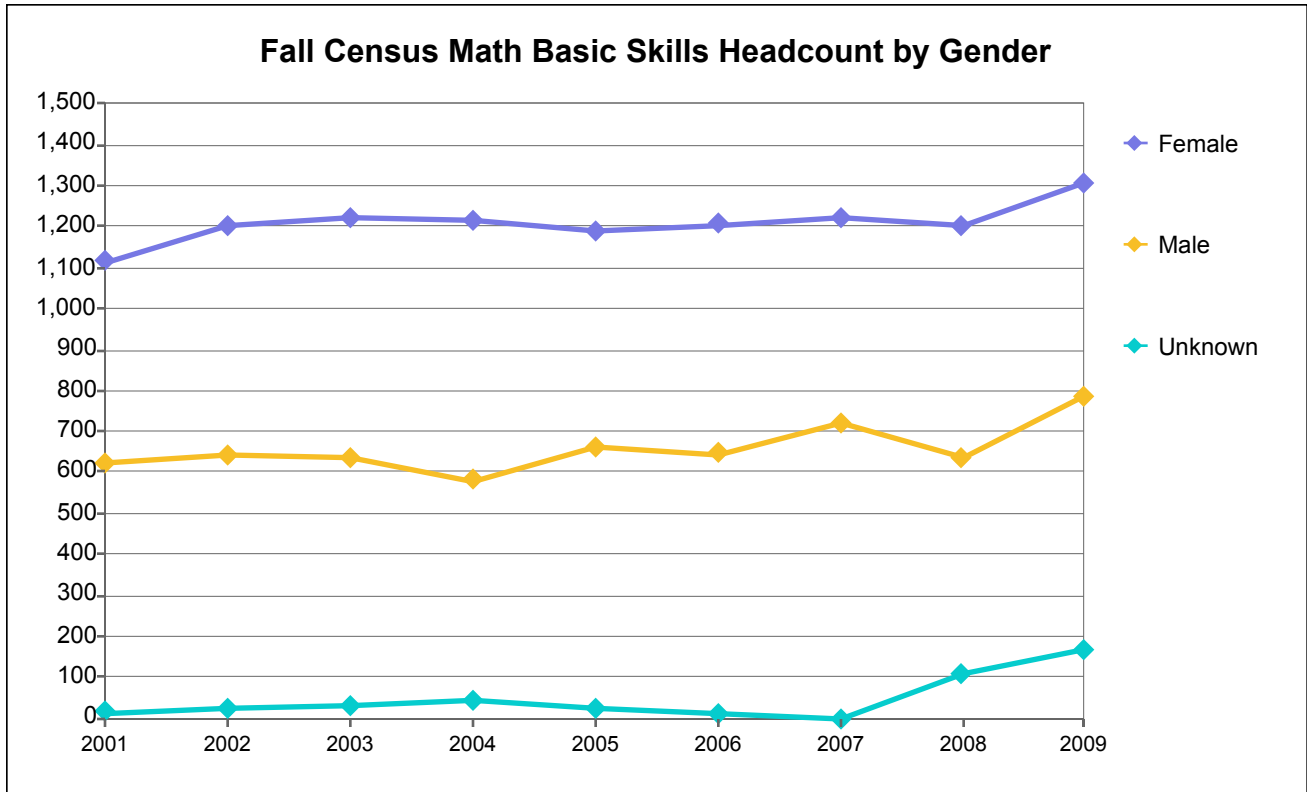
### Fall Census Math Basic Skills Headcount by Gender

Gender	2001	2002	2003	2004	2005	2006	2007	2008	2009
Female	339	367	438	458	367	368	327	350	360
Male	109	122	153	144	143	138	135	130	164
Unknown	3	4	9	14	6	3		24	47
<b>Total</b>	<b>451</b>	<b>493</b>	<b>600</b>	<b>616</b>	<b>516</b>	<b>509</b>	<b>462</b>	<b>504</b>	<b>571</b>

### Percentage Distribution of Fall Census Math Basic Skills Headcount by Gender

Gender	2001	2002	2003	2004	2005	2006	2007	2008	2009
Female	75%	74%	73%	74%	71%	72%	71%	69%	63%
Male	24%	25%	26%	23%	28%	27%	29%	26%	29%
Unknown	1%	1%	2%	2%	1%	1%		5%	8%
<b>Total</b>	<b>100%</b>	<b>100%</b>	<b>100%</b>	<b>100%</b>	<b>100%</b>	<b>100%</b>	<b>100%</b>	<b>100%</b>	<b>100%</b>

**Peralta Community College District**



### Fall Census Math Basic Skills Headcount by Gender

Gender	2001	2002	2003	2004	2005	2006	2007	2008	2009
Female	1,114	1,204	1,224	1,217	1,192	1,207	1,222	1,203	1,306
Male	624	641	633	581	661	645	722	635	788
Unknown	14	24	32	46	23	10		107	170
<b>Total</b>	<b>1,752</b>	<b>1,869</b>	<b>1,889</b>	<b>1,844</b>	<b>1,876</b>	<b>1,862</b>	<b>1,944</b>	<b>1,945</b>	<b>2,264</b>

### Percentage Distribution of Fall Census Math Basic Skills Headcount by Gender

Gender	2001	2002	2003	2004	2005	2006	2007	2008	2009
Female	64%	64%	65%	66%	64%	65%	63%	62%	58%
Male	36%	34%	34%	32%	35%	35%	37%	33%	35%
Unknown	1%	1%	2%	2%	1%	1%		6%	8%
<b>Total</b>	<b>100%</b>	<b>100%</b>	<b>100%</b>	<b>100%</b>	<b>100%</b>	<b>100%</b>	<b>100%</b>	<b>100%</b>	<b>100%</b>