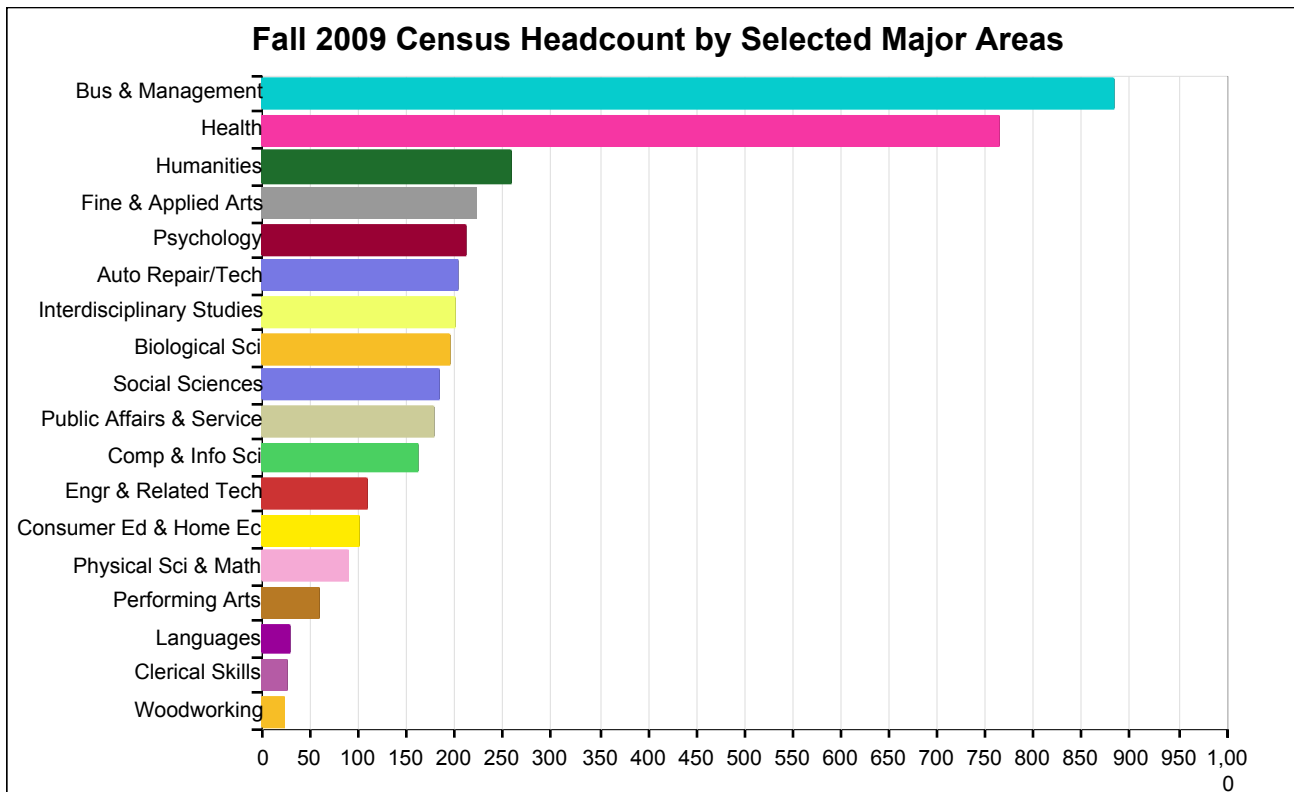


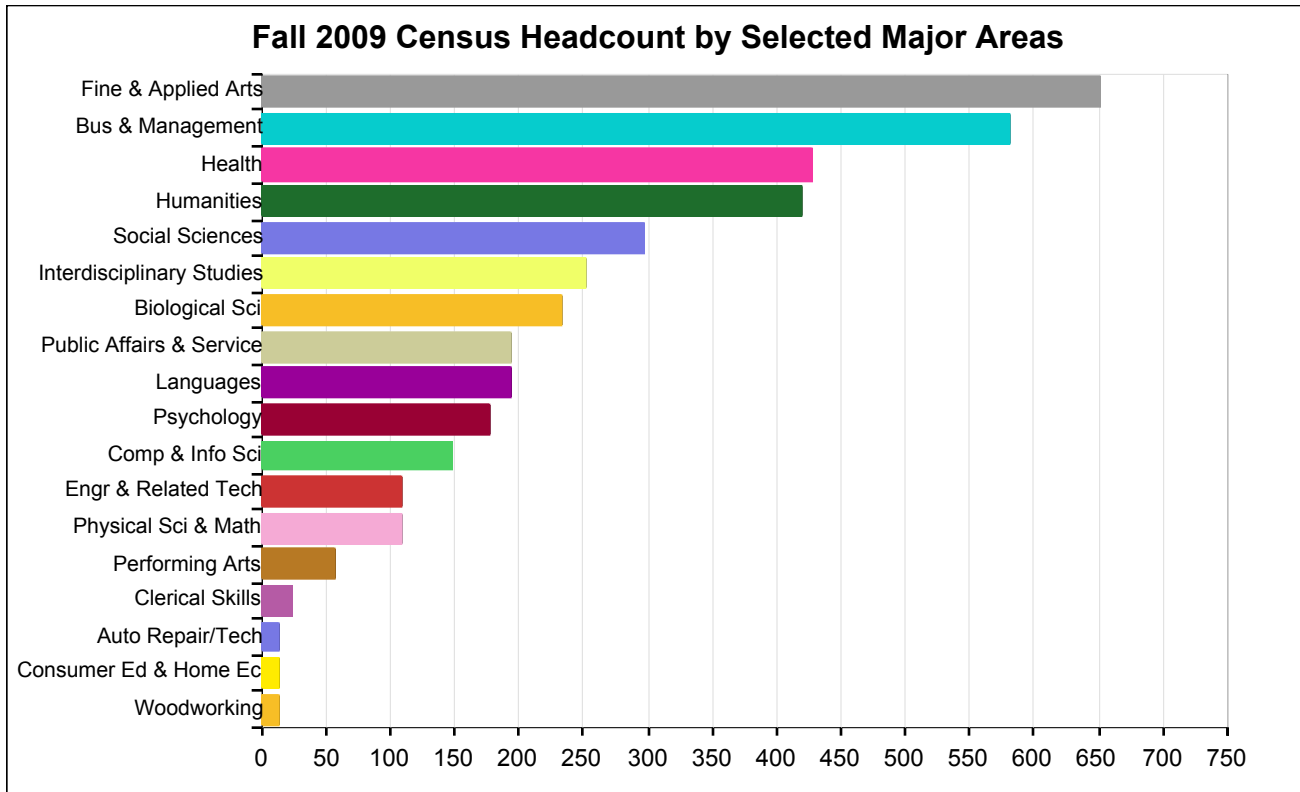
College of Alameda



Fall 2009 Census Headcount by Selected Major Areas

Major Area	Number	Percent
Other	3,801	49%
Bus & Management	881	11%
Health	762	10%
Humanities	258	3%
Fine & Applied Arts	222	3%
Psychology	212	3%
Auto Repair/Tech	202	3%
Interdisciplinary Studies	200	3%
Biological Sci	195	3%
Social Sciences	183	2%
Public Affairs & Service	179	2%
Comp & Info Sci	160	2%
Engr & Related Tech	109	1%
Consumer Ed & Home Ec	99	1%
Physical Sci & Math	88	1%
Performing Arts	58	1%
Languages	28	0%
Clerical Skills	27	0%
Woodworking	22	0%
Total	7,686	100%

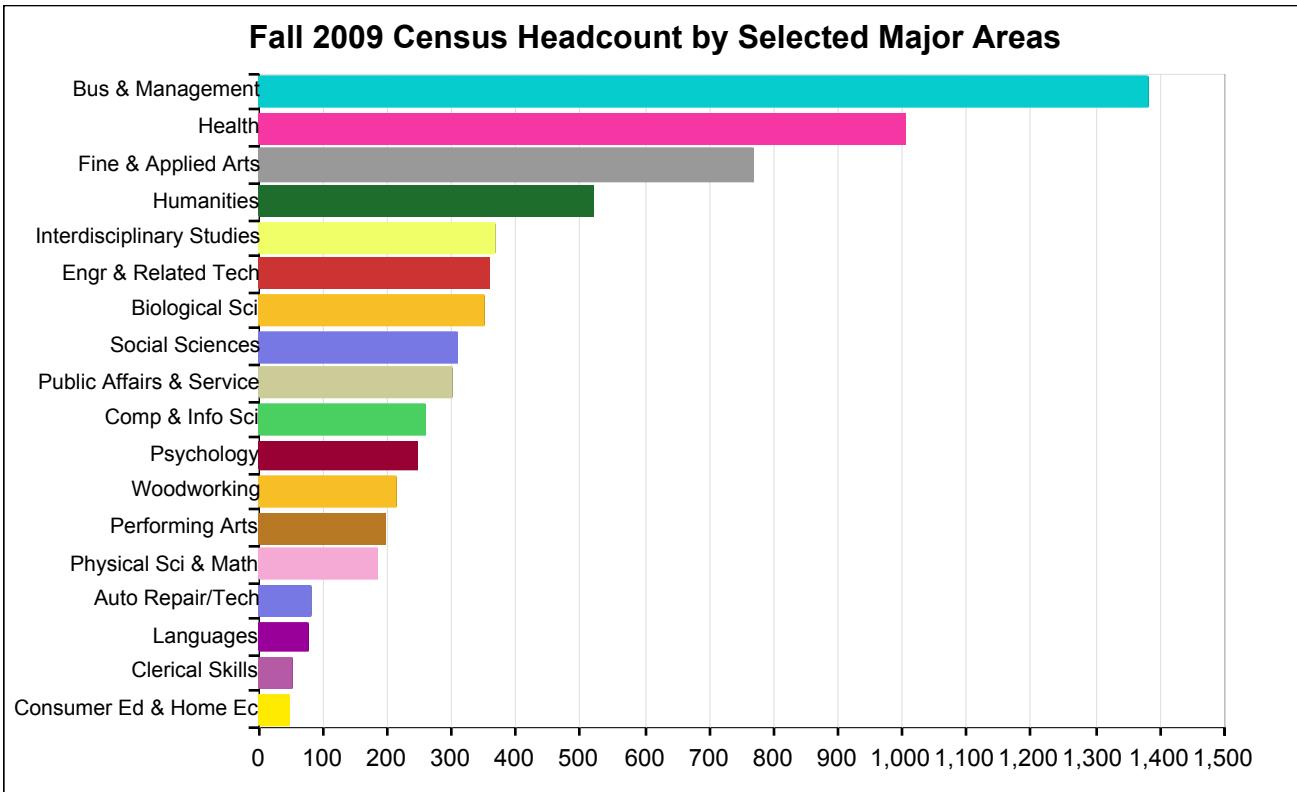
Berkeley City College



Fall 2009 Census Headcount by Selected Major Areas

Major Area	Number	Percent
Other	3,379	46%
Fine & Applied Arts	651	9%
Bus & Management	580	8%
Health	428	6%
Humanities	420	6%
Social Sciences	297	4%
Interdisciplinary Studies	252	3%
Biological Sci	232	3%
Public Affairs & Service	193	3%
Languages	192	3%
Psychology	177	2%
Comp & Info Sci	147	2%
Engr & Related Tech	108	1%
Physical Sci & Math	108	1%
Performing Arts	56	1%
Clerical Skills	23	0%
Auto Repair/Tech	14	0%
Consumer Ed & Home Ec	14	0%
Woodworking	13	0%
Total	7,284	100%

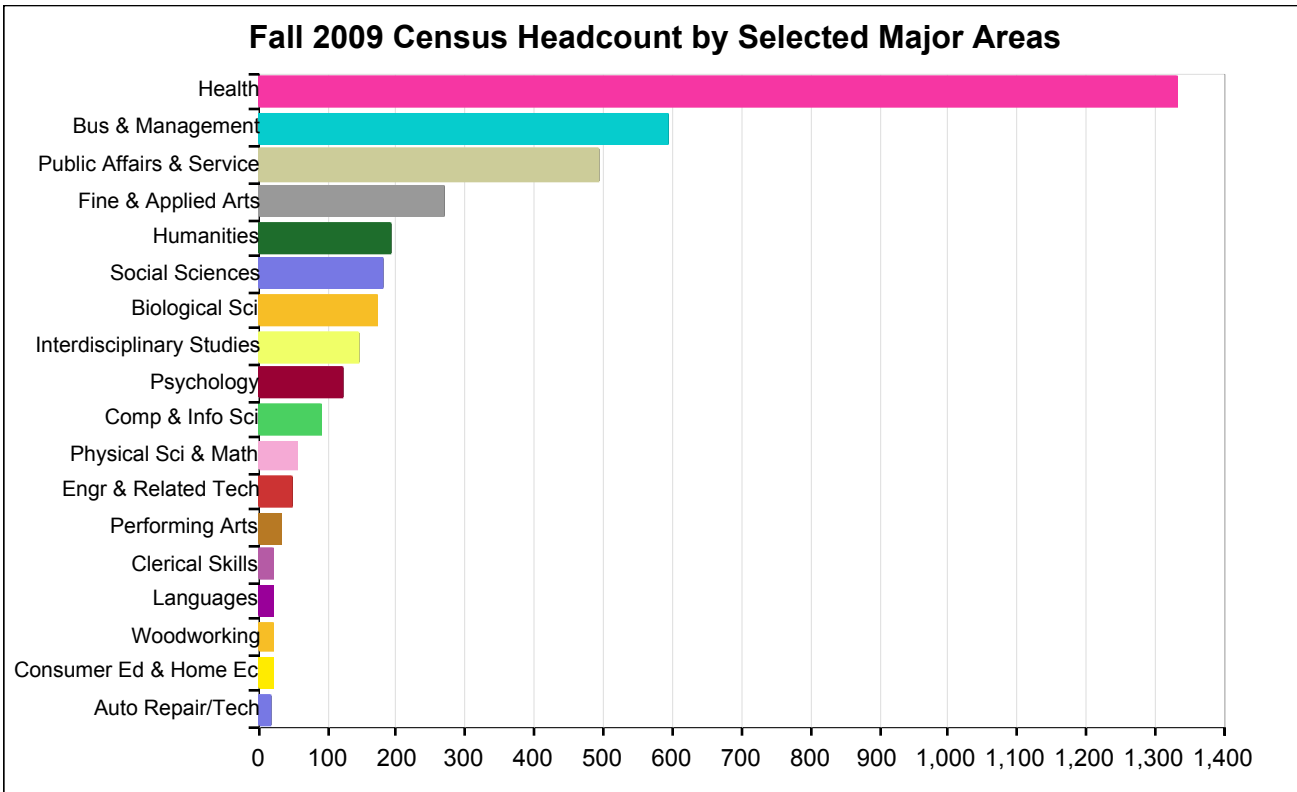
Laney College



Fall 2009 Census Headcount by Selected Major Areas

Major Area	Number	Percent
Other	8,030	54%
Bus & Management	1,379	9%
Health	1,002	7%
Fine & Applied Arts	768	5%
Humanities	519	4%
Interdisciplinary Studies	366	2%
Engr & Related Tech	359	2%
Biological Sci	350	2%
Social Sciences	308	2%
Public Affairs & Service	301	2%
Comp & Info Sci	260	2%
Psychology	246	2%
Woodworking	212	1%
Performing Arts	198	1%
Physical Sci & Math	185	1%
Auto Repair/Tech	80	1%
Languages	76	1%
Clerical Skills	51	0%
Consumer Ed & Home Ec	45	0%
Total	14,735	100%

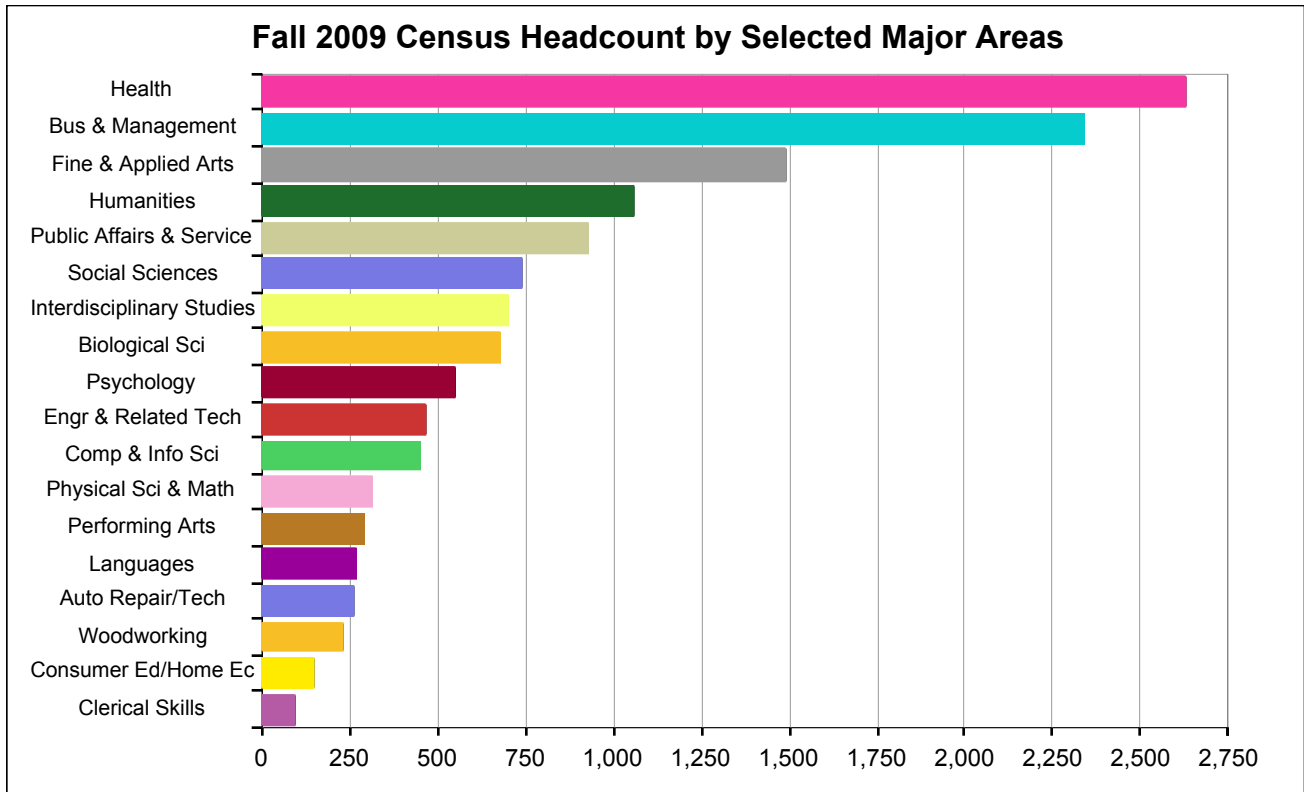
Merritt College



Fall 2009 Census Headcount by Selected Major Areas

Major Area	Number	Percent
Other	3,818	50%
Health	1,331	17%
Bus & Management	592	8%
Public Affairs & Service	493	6%
Fine & Applied Arts	267	4%
Humanities	190	2%
Social Sciences	180	2%
Biological Sci	170	2%
Interdisciplinary Studies	143	2%
Psychology	122	2%
Comp & Info Sci	88	1%
Physical Sci & Math	54	1%
Engr & Related Tech	47	1%
Performing Arts	30	0%
Clerical Skills	21	0%
Languages	20	0%
Consumer Ed & Home Ec	19	0%
Woodworking	19	0%
Auto Repair/Tech	18	0%
Total	7,622	100%

Peralta Community College District



Fall 2009 Census Headcount by Selected Major Areas

Major Area	Number	Percent
Other	15,410	53%
Health	2,630	9%
Bus & Management	2,337	8%
Fine & Applied Arts	1,490	5%
Humanities	1,054	4%
Public Affairs & Service	929	3%
Social Sciences	737	3%
Interdisciplinary Studies	698	2%
Biological Sci	674	2%
Psychology	548	2%
Engr & Related Tech	460	2%
Comp & Info Sci	452	2%
Physical Sci & Math	309	1%
Performing Arts	287	1%
Languages	269	1%
Auto Repair/Tech	255	1%
Woodworking	227	1%
Consumer Ed & Home Ec	141	0%
Clerical Skills	92	0%
Total	28,999	100%