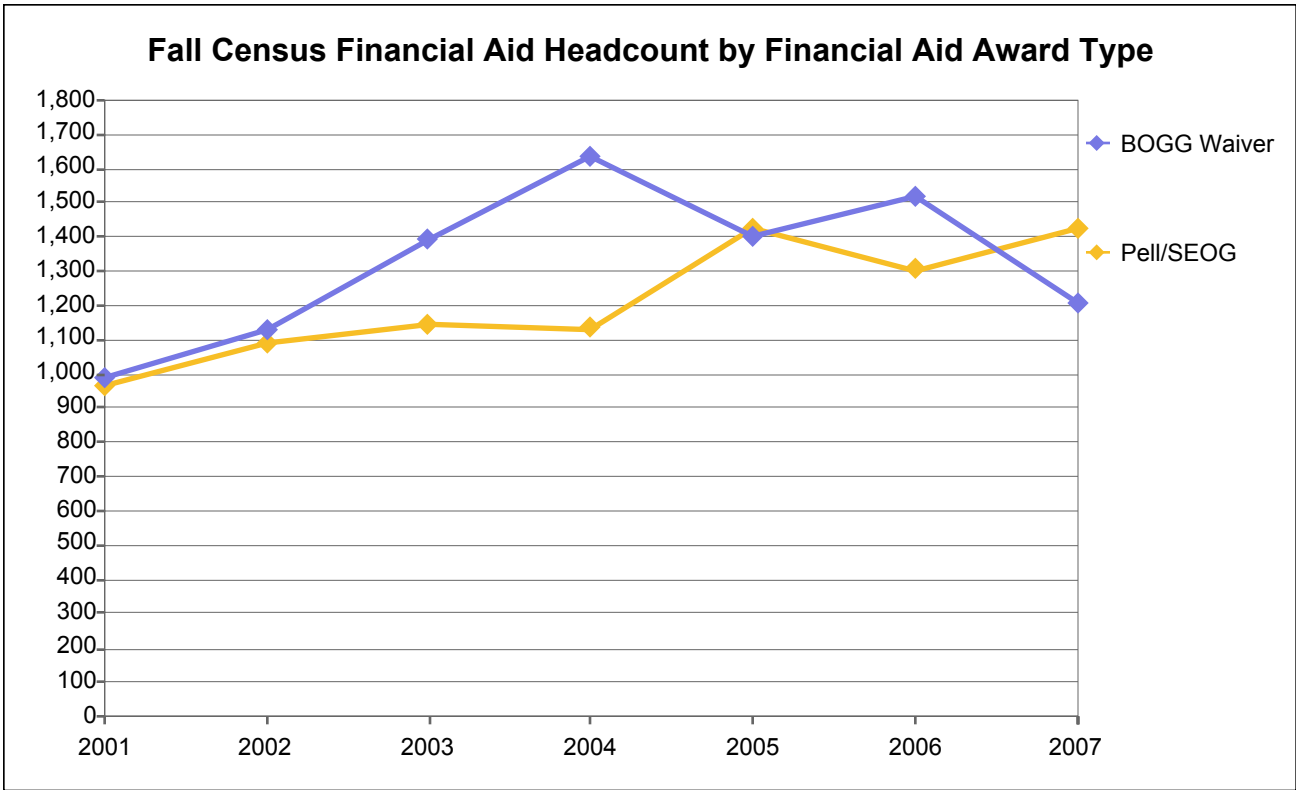


College of Alameda



Fall Census Financial Aid Headcount by Financial Aid Award Type

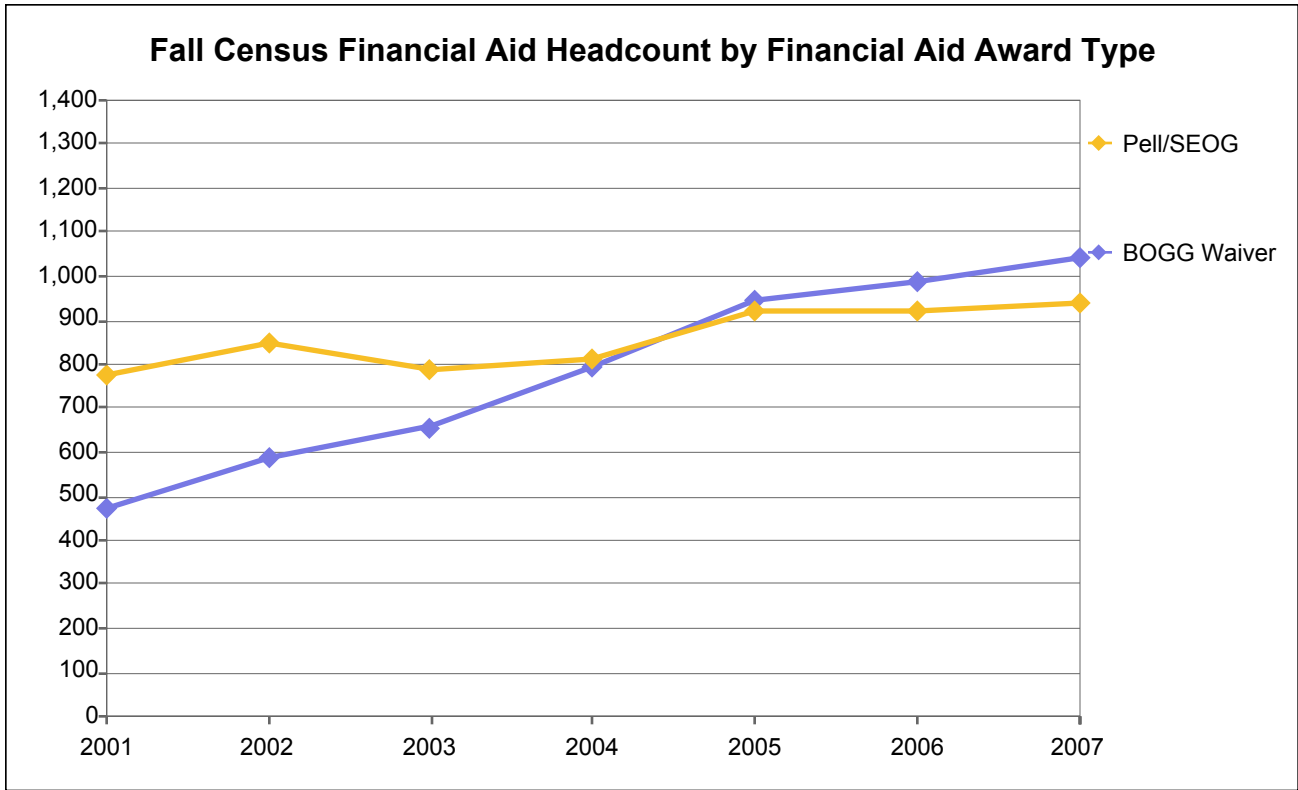
Fin Aid Type	2001	2002	2003	2004	2005	2006	2007
BOGG Waiver	992	1,130	1,395	1,636	1,401	1,521	1,208
Pell/SEOG	967	1,088	1,144	1,133	1,427	1,305	1,427
Total	1,959	2,218	2,539	2,769	2,828	2,826	2,635

Percentage Distribution of Fall Census Financial Aid Headcount by Financial Aid Award Type

Fin Aid Type	2001	2002	2003	2004	2005	2006	2007
BOGG Waiver	51%	51%	55%	59%	50%	54%	46%
Pell/SEOG	49%	49%	45%	41%	50%	46%	54%
Total	100%	100%	100%	100%	100%	100%	100%

Note: These are unduplicated counts of students, not the number of awards.

Berkeley City College



Fall Census Financial Aid Headcount by Financial Aid Award Type

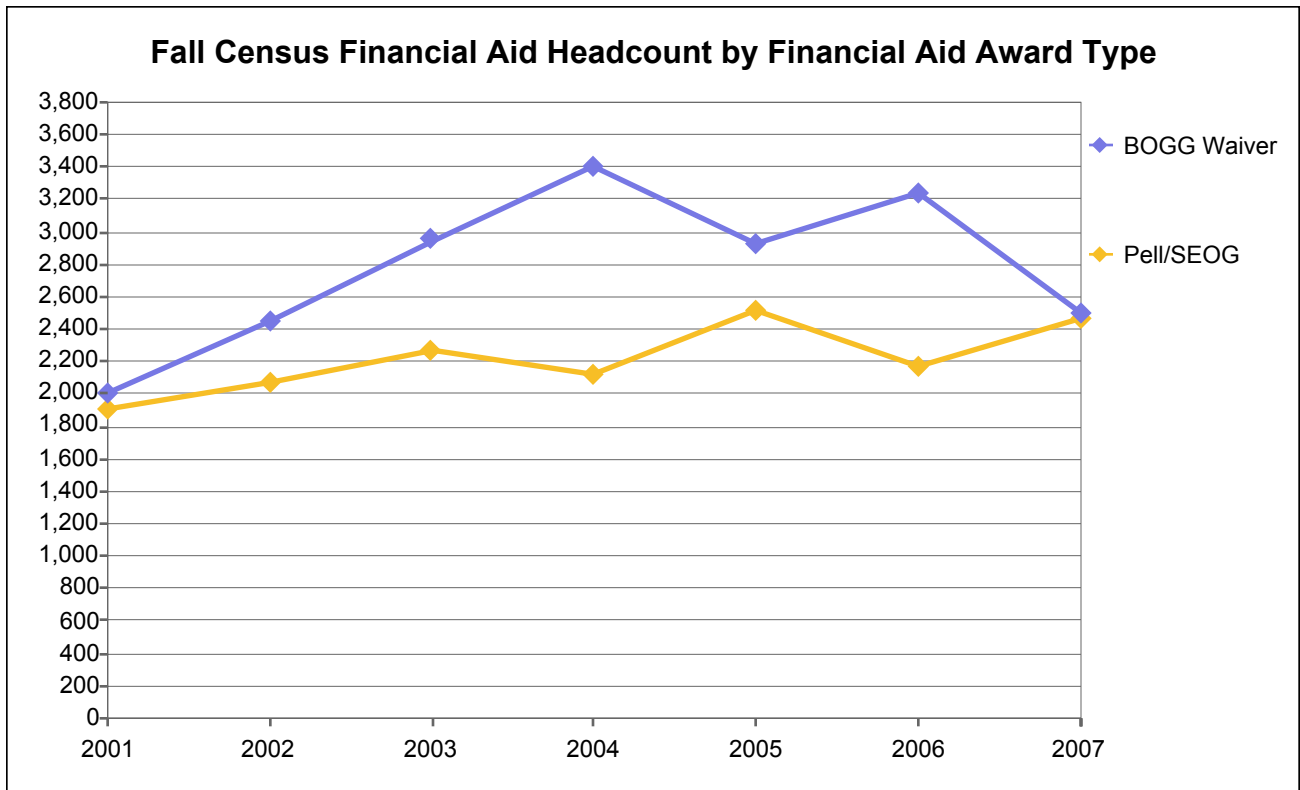
Fin Aid Type	2001	2002	2003	2004	2005	2006	2007
BOGG Waiver	473	587	657	793	945	985	1,041
Pell/SEOG	775	847	788	813	919	918	938
Total	1,248	1,434	1,445	1,606	1,864	1,903	1,979

Percentage Distribution of Fall Census Financial Aid Headcount by Financial Aid Award Type

Fin Aid Type	2001	2002	2003	2004	2005	2006	2007
BOGG Waiver	38%	41%	45%	49%	51%	52%	53%
Pell/SEOG	62%	59%	55%	51%	49%	48%	47%
Total	100%	100%	100%	100%	100%	100%	100%

Note: These are unduplicated counts of students, not the number of awards.

Laney College



Fall Census Financial Aid Headcount by Financial Aid Award Type

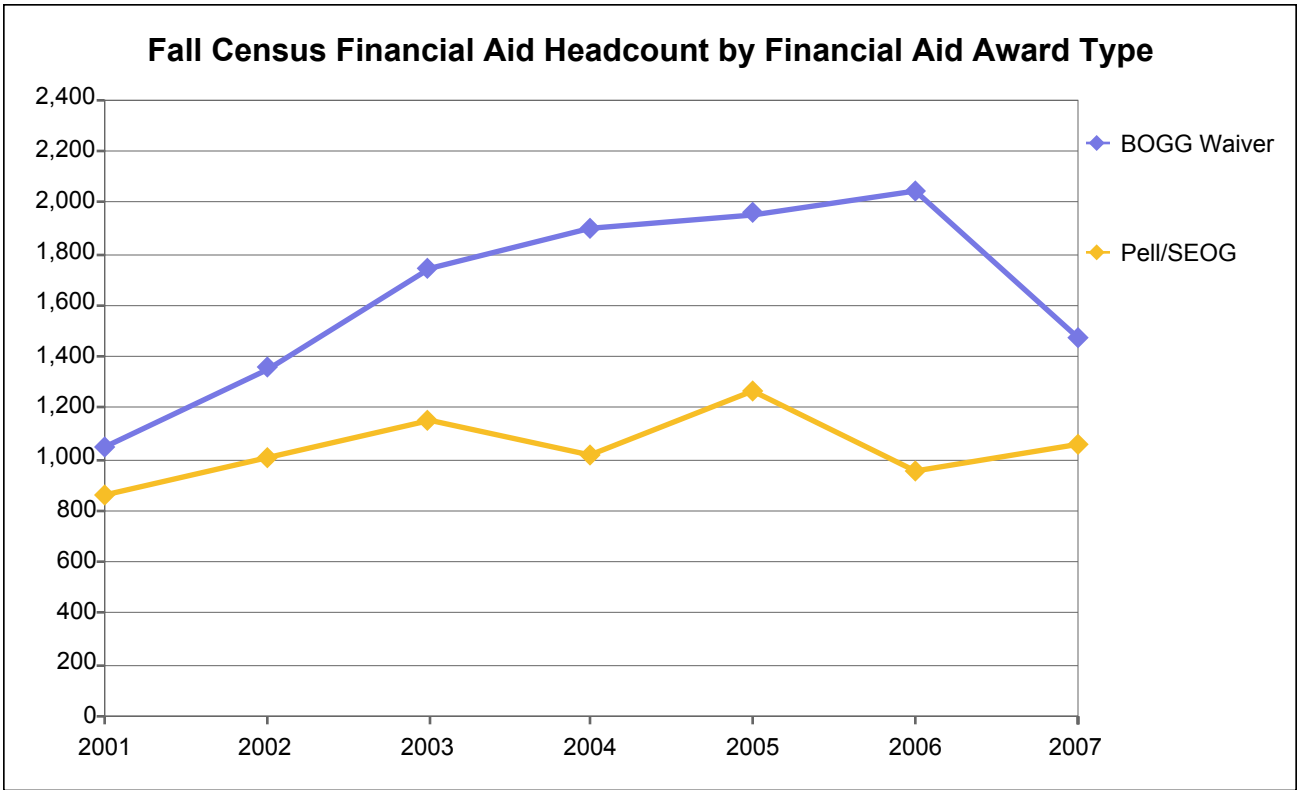
Fin Aid Type	2001	2002	2003	2004	2005	2006	2007
BOGG Waiver	1,999	2,453	2,950	3,402	2,923	3,244	2,498
Pell/SEOG	1,914	2,068	2,274	2,121	2,511	2,171	2,469
Total	3,913	4,521	5,224	5,523	5,434	5,415	4,967

Percentage Distribution of Fall Census Financial Aid Headcount by Financial Aid Award Type

Fin Aid Type	2001	2002	2003	2004	2005	2006	2007
BOGG Waiver	51%	54%	56%	62%	54%	60%	50%
Pell/SEOG	49%	46%	44%	38%	46%	40%	50%
Total	100%	100%	100%	100%	100%	100%	100%

Note: These are unduplicated counts of students, not the number of awards.

Merritt College



Fall Census Financial Aid Headcount by Financial Aid Award Type

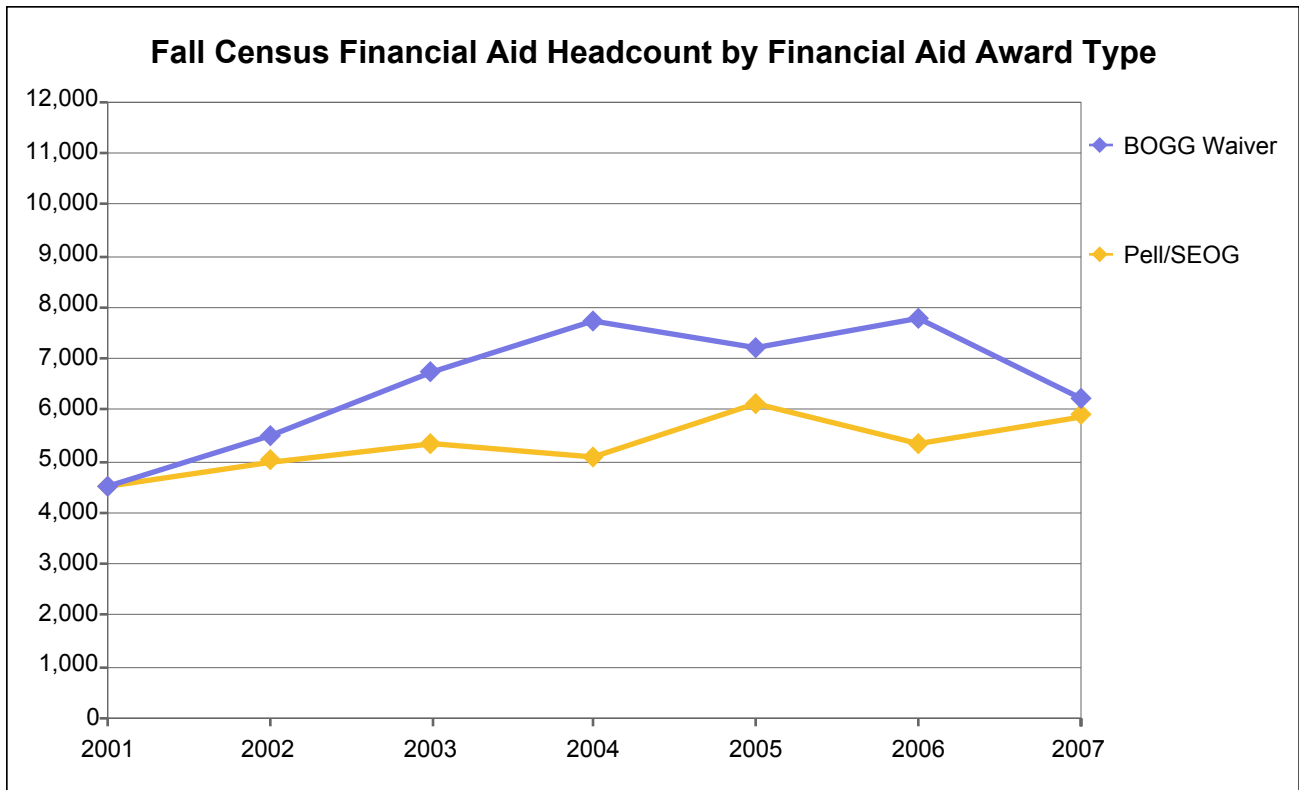
Fin Aid Type	2001	2002	2003	2004	2005	2006	2007
BOGG Waiver	1,052	1,355	1,747	1,902	1,958	2,049	1,473
Pell/SEOG	860	1,005	1,156	1,020	1,263	951	1,057
Total	1,912	2,360	2,903	2,922	3,221	3,000	2,530

Percentage Distribution of Fall Census Financial Aid Headcount by Financial Aid Award Type

Fin Aid Type	2001	2002	2003	2004	2005	2006	2007
BOGG Waiver	55%	57%	60%	65%	61%	68%	58%
Pell/SEOG	45%	43%	40%	35%	39%	32%	42%
Total	100%	100%	100%	100%	100%	100%	100%

Note: These are unduplicated counts of students, not the number of awards.

Peralta Community College District



Fall Census Financial Aid Headcount by Financial Aid Award Type

Fin Aid Type	2001	2002	2003	2004	2005	2006	2007
BOGG Waiver	4,516	5,525	6,749	7,733	7,227	7,799	6,220
Pell/SEOG	4,516	5,008	5,362	5,087	6,120	5,345	5,891
Total	9,032	10,533	12,111	12,820	13,347	13,144	12,111

Percentage Distribution of Fall Census Financial Aid Headcount by Financial Aid Award Type

Fin Aid Type	2001	2002	2003	2004	2005	2006	2007
BOGG Waiver	50%	52%	56%	60%	54%	59%	51%
Pell/SEOG	50%	48%	44%	40%	46%	41%	49%
Total	100%	100%	100%	100%	100%	100%	100%

Note: These are unduplicated counts of students, not the number of awards.