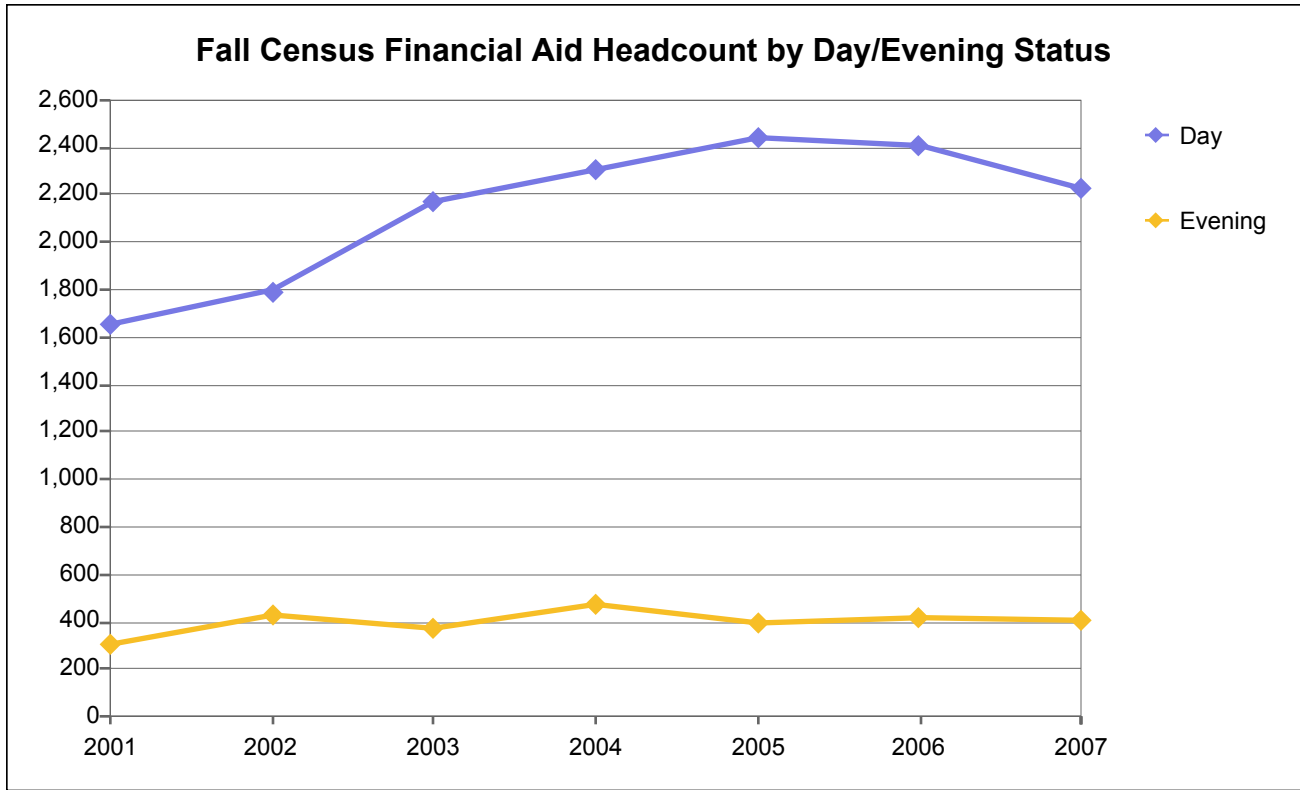


College of Alameda



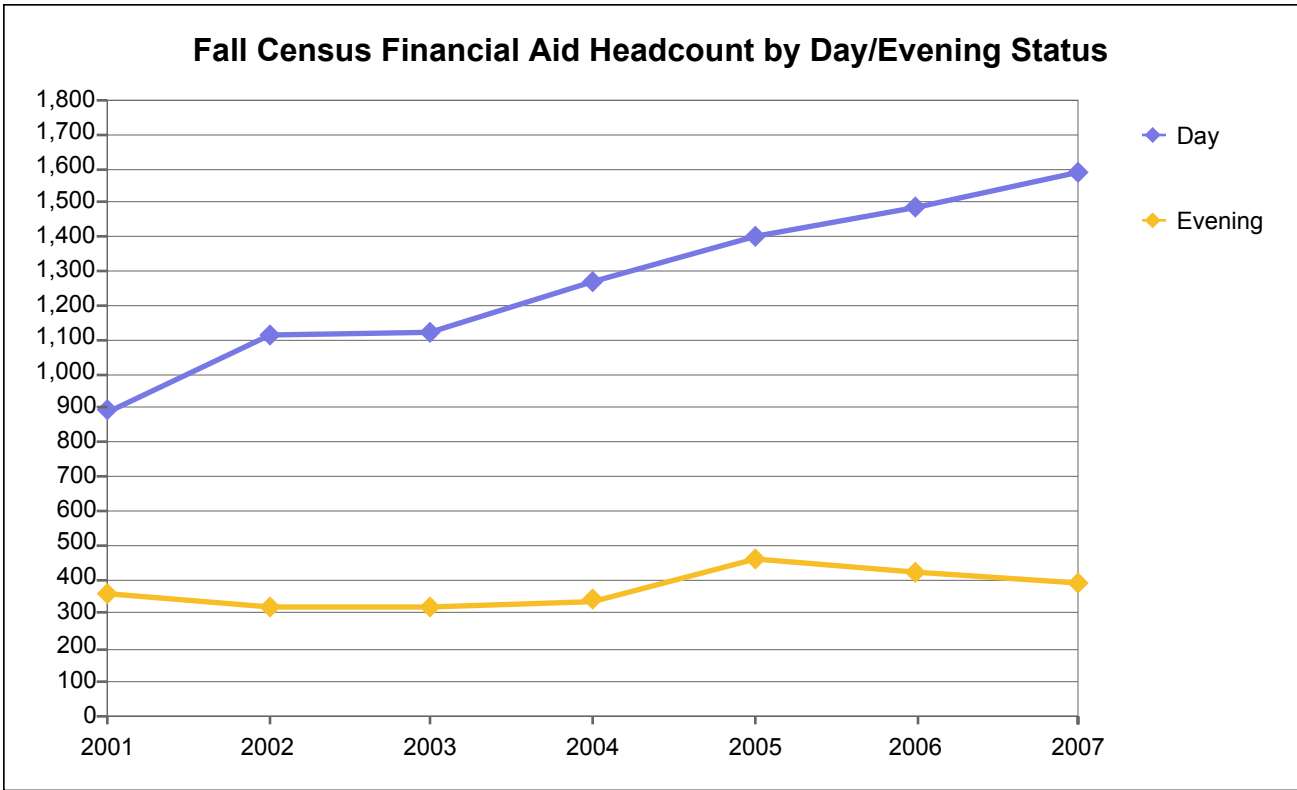
Fall Census Financial Aid Headcount by Day/Evening Status

| Day/Evening | 2001 | 2002 | 2003 | 2004 | 2005 | 2006 | 2007 |
|-------------|-------|-------|-------|-------|-------|-------|-------|
| Day | 1,653 | 1,795 | 2,167 | 2,301 | 2,439 | 2,411 | 2,226 |
| Evening | 306 | 423 | 372 | 468 | 389 | 415 | 409 |
| Total | 1,959 | 2,218 | 2,539 | 2,769 | 2,828 | 2,826 | 2,635 |

Percentage Distribution of Fall Census Financial Aid Headcount by Day/Evening Status

| Day/Evening | 2001 | 2002 | 2003 | 2004 | 2005 | 2006 | 2007 |
|-------------|------|------|------|------|------|------|------|
| Day | 84% | 81% | 85% | 83% | 86% | 85% | 84% |
| Evening | 16% | 19% | 15% | 17% | 14% | 15% | 16% |
| Total | 100% | 100% | 100% | 100% | 100% | 100% | 100% |

Berkeley City College



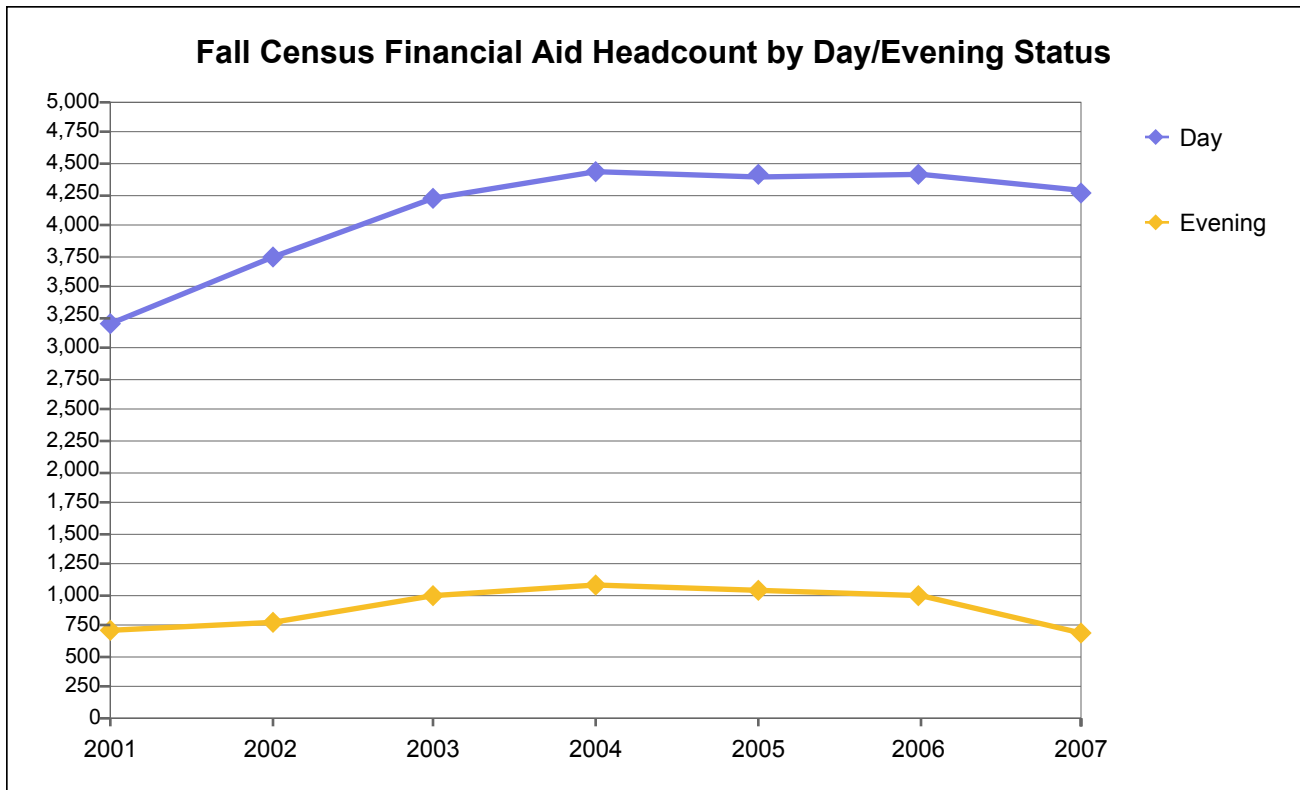
Fall Census Financial Aid Headcount by Day/Evening Status

| Day/Evening | 2001 | 2002 | 2003 | 2004 | 2005 | 2006 | 2007 |
|-------------|-------|-------|-------|-------|-------|-------|-------|
| Day | 892 | 1,114 | 1,123 | 1,268 | 1,404 | 1,486 | 1,591 |
| Evening | 356 | 320 | 322 | 338 | 460 | 417 | 388 |
| Total | 1,248 | 1,434 | 1,445 | 1,606 | 1,864 | 1,903 | 1,979 |

Percentage Distribution of Fall Census Financial Aid Headcount by Day/Evening Status

| Day/Evening | 2001 | 2002 | 2003 | 2004 | 2005 | 2006 | 2007 |
|-------------|------|------|------|------|------|------|------|
| Day | 71% | 78% | 78% | 79% | 75% | 78% | 80% |
| Evening | 29% | 22% | 22% | 21% | 25% | 22% | 20% |
| Total | 100% | 100% | 100% | 100% | 100% | 100% | 100% |

Laney College



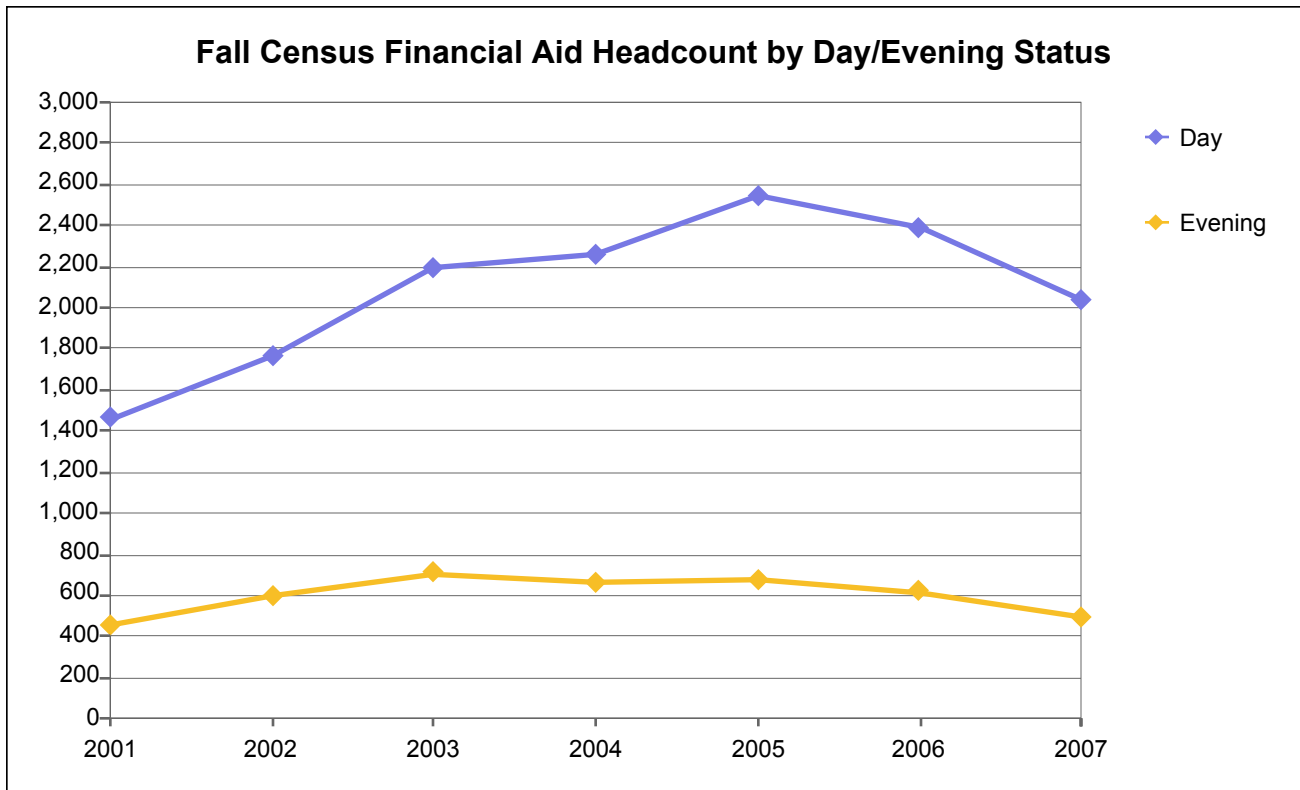
Fall Census Financial Aid Headcount by Day/Evening Status

| Day/Evening | 2001 | 2002 | 2003 | 2004 | 2005 | 2006 | 2007 |
|--------------|--------------|--------------|--------------|--------------|--------------|--------------|--------------|
| Day | 3,198 | 3,738 | 4,222 | 4,437 | 4,403 | 4,411 | 4,270 |
| Evening | 715 | 783 | 1,002 | 1,086 | 1,031 | 1,004 | 697 |
| Total | 3,913 | 4,521 | 5,224 | 5,523 | 5,434 | 5,415 | 4,967 |

Percentage Distribution of Fall Census Financial Aid Headcount by Day/Evening Status

| Day/Evening | 2001 | 2002 | 2003 | 2004 | 2005 | 2006 | 2007 |
|--------------|-------------|-------------|-------------|-------------|-------------|-------------|-------------|
| Day | 82% | 83% | 81% | 80% | 81% | 81% | 86% |
| Evening | 18% | 17% | 19% | 20% | 19% | 19% | 14% |
| Total | 100% | 100% | 100% | 100% | 100% | 100% | 100% |

Merritt College



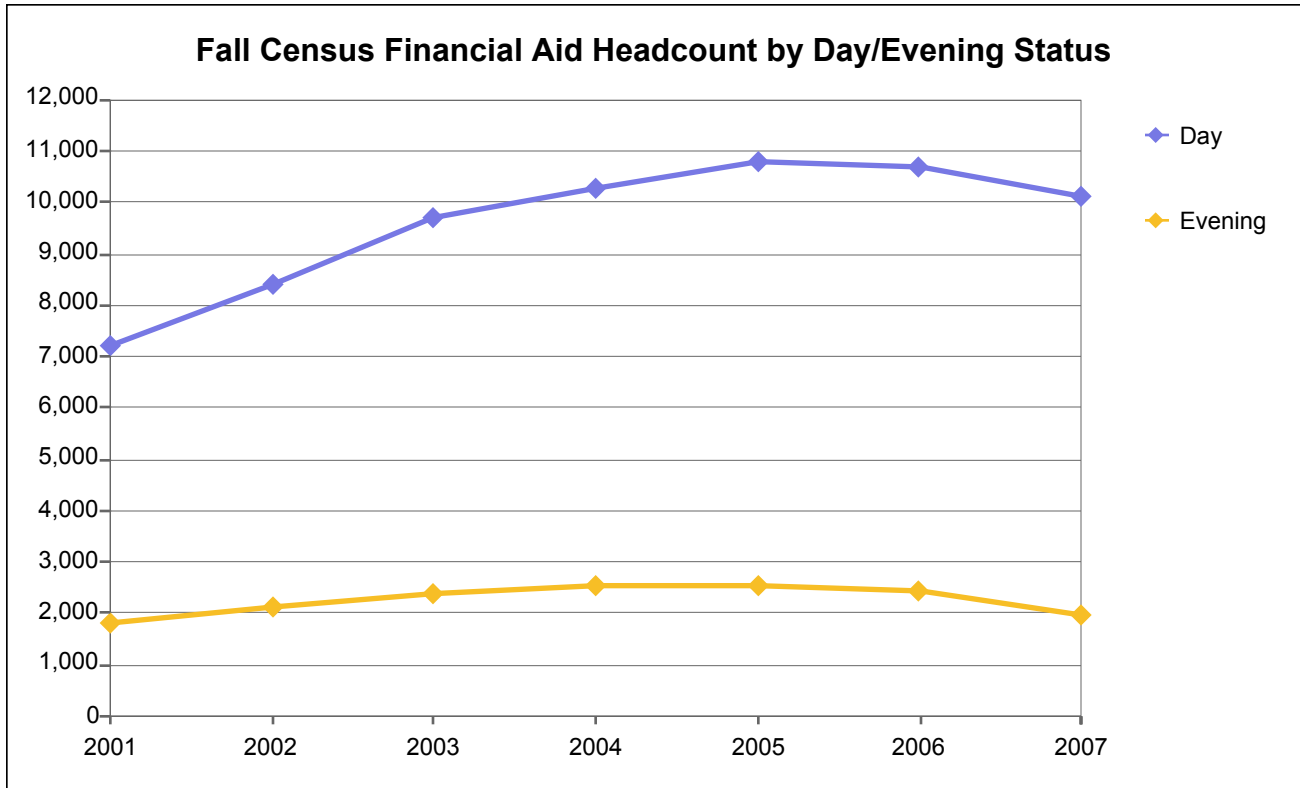
Fall Census Financial Aid Headcount by Day/Evening Status

| Day/Evening | 2001 | 2002 | 2003 | 2004 | 2005 | 2006 | 2007 |
|-------------|-------|-------|-------|-------|-------|-------|-------|
| Day | 1,462 | 1,769 | 2,196 | 2,256 | 2,542 | 2,385 | 2,035 |
| Evening | 450 | 591 | 707 | 666 | 679 | 615 | 495 |
| Total | 1,912 | 2,360 | 2,903 | 2,922 | 3,221 | 3,000 | 2,530 |

Percentage Distribution of Fall Census Financial Aid Headcount by Day/Evening Status

| Day/Evening | 2001 | 2002 | 2003 | 2004 | 2005 | 2006 | 2007 |
|-------------|------|------|------|------|------|------|------|
| Day | 76% | 75% | 76% | 77% | 79% | 80% | 80% |
| Evening | 24% | 25% | 24% | 23% | 21% | 21% | 20% |
| Total | 100% | 100% | 100% | 100% | 100% | 100% | 100% |

Peralta Community College District



Fall Census Financial Aid Headcount by Day/Evening Status

| Day/Evening | 2001 | 2002 | 2003 | 2004 | 2005 | 2006 | 2007 |
|-------------|-------|--------|--------|--------|--------|--------|--------|
| Day | 7,205 | 8,416 | 9,708 | 10,262 | 10,788 | 10,693 | 10,122 |
| Evening | 1,827 | 2,117 | 2,403 | 2,558 | 2,559 | 2,451 | 1,989 |
| Total | 9,032 | 10,533 | 12,111 | 12,820 | 13,347 | 13,144 | 12,111 |

Percentage Distribution of Fall Census Financial Aid Headcount by Day/Evening Status

| Day/Evening | 2001 | 2002 | 2003 | 2004 | 2005 | 2006 | 2007 |
|-------------|------|------|------|------|------|------|------|
| Day | 80% | 80% | 80% | 80% | 81% | 81% | 84% |
| Evening | 20% | 20% | 20% | 20% | 19% | 19% | 16% |
| Total | 100% | 100% | 100% | 100% | 100% | 100% | 100% |