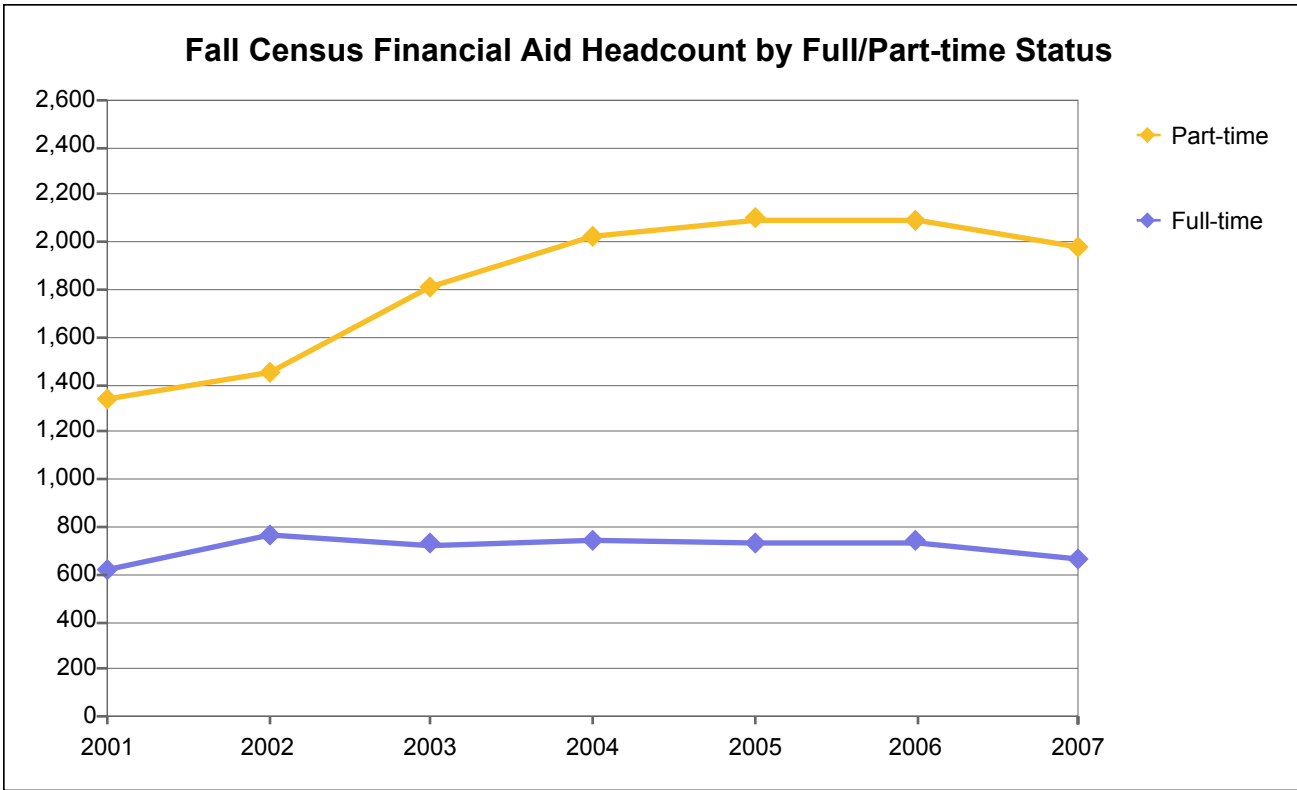


College of Alameda



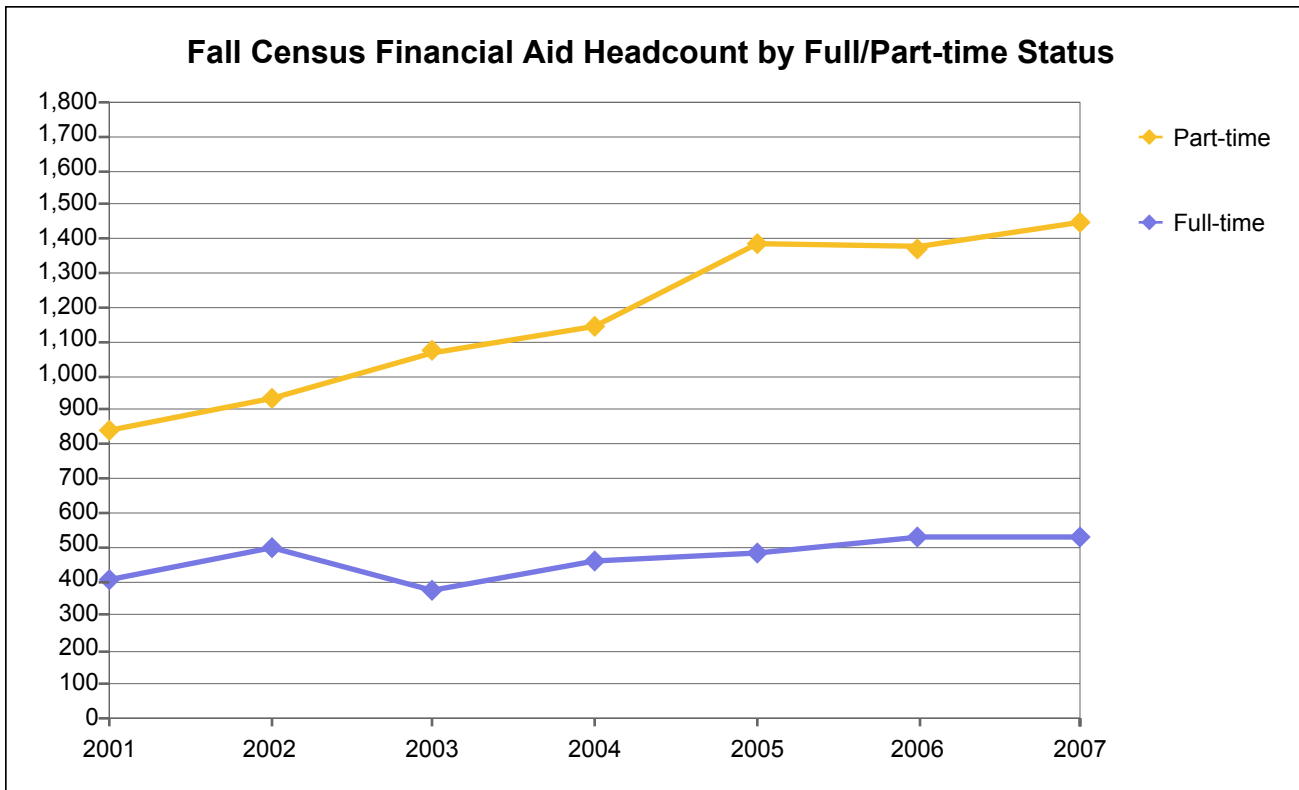
Fall Census Financial Aid Headcount by Full/Part-time Status

Full/Part	2001	2002	2003	2004	2005	2006	2007
Full-time	618	765	725	742	729	738	660
Part-time	1,341	1,453	1,814	2,027	2,099	2,088	1,975
Total	1,959	2,218	2,539	2,769	2,828	2,826	2,635

Percentage Distribution of Fall Census Financial Aid Headcount by Full/Part-time Status

Full/Part	2001	2002	2003	2004	2005	2006	2007
Full-time	32%	34%	29%	27%	26%	26%	25%
Part-time	68%	66%	71%	73%	74%	74%	75%
Total	100%	100%	100%	100%	100%	100%	100%

Berkeley City College



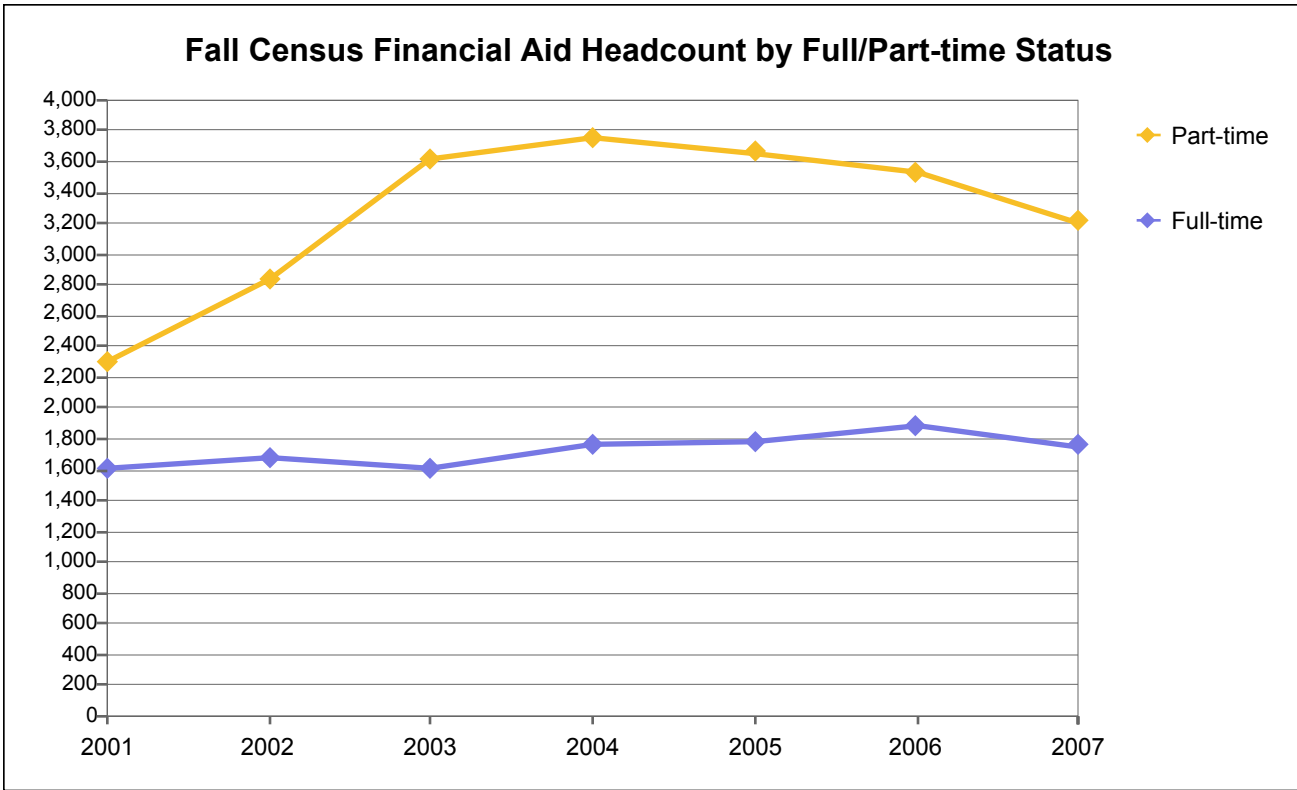
Fall Census Financial Aid Headcount by Full/Part-time Status

Full/Part	2001	2002	2003	2004	2005	2006	2007
Full-time	406	498	374	459	481	529	531
Part-time	842	936	1,071	1,147	1,383	1,374	1,448
Total	1,248	1,434	1,445	1,606	1,864	1,903	1,979

Percentage Distribution of Fall Census Financial Aid Headcount by Full/Part-time Status

Full/Part	2001	2002	2003	2004	2005	2006	2007
Full-time	33%	35%	26%	29%	26%	28%	27%
Part-time	67%	65%	74%	71%	74%	72%	73%
Total	100%	100%	100%	100%	100%	100%	100%

Laney College



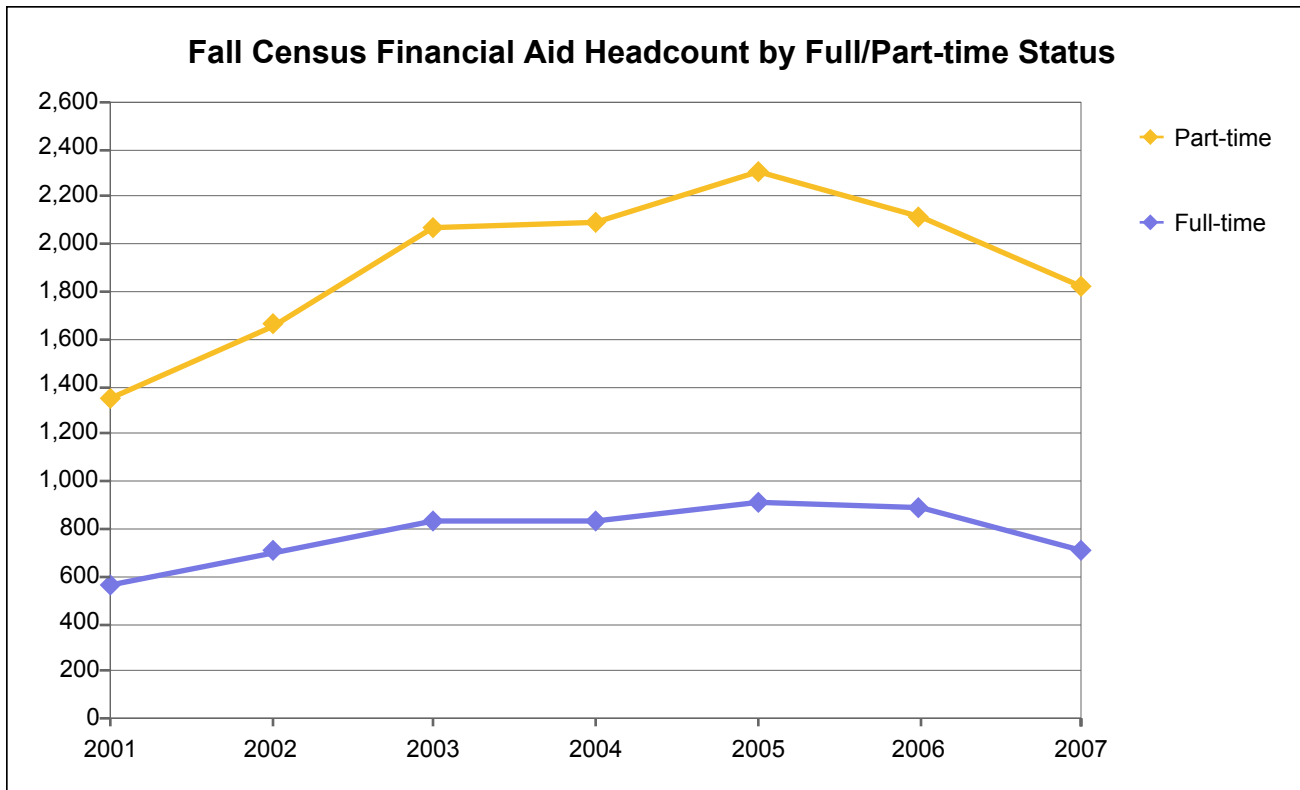
Fall Census Financial Aid Headcount by Full/Part-time Status

Full/Part	2001	2002	2003	2004	2005	2006	2007
Full-time	1,614	1,681	1,609	1,764	1,775	1,890	1,758
Part-time	2,299	2,840	3,615	3,759	3,659	3,525	3,209
Total	3,913	4,521	5,224	5,523	5,434	5,415	4,967

Percentage Distribution of Fall Census Financial Aid Headcount by Full/Part-time Status

Full/Part	2001	2002	2003	2004	2005	2006	2007
Full-time	41%	37%	31%	32%	33%	35%	35%
Part-time	59%	63%	69%	68%	67%	65%	65%
Total	100%	100%	100%	100%	100%	100%	100%

Merritt College



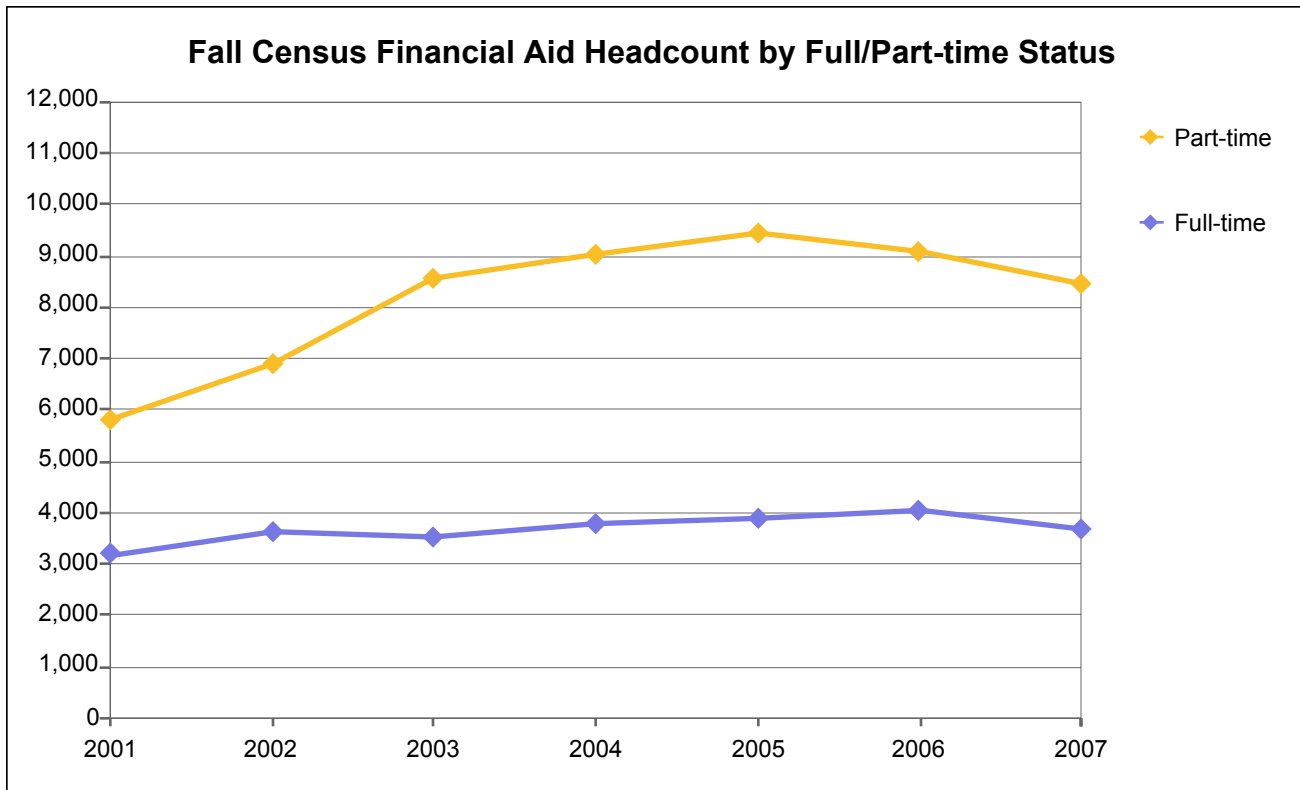
Fall Census Financial Aid Headcount by Full/Part-time Status

Full/Part	2001	2002	2003	2004	2005	2006	2007
Full-time	563	702	830	828	913	887	710
Part-time	1,349	1,658	2,073	2,094	2,308	2,113	1,820
Total	1,912	2,360	2,903	2,922	3,221	3,000	2,530

Percentage Distribution of Fall Census Financial Aid Headcount by Full/Part-time Status

Full/Part	2001	2002	2003	2004	2005	2006	2007
Full-time	29%	30%	29%	28%	28%	30%	28%
Part-time	71%	70%	71%	72%	72%	70%	72%
Total	100%	100%	100%	100%	100%	100%	100%

Peralta Community College District



Fall Census Financial Aid Headcount by Full/Part-time Status

Full/Part	2001	2002	2003	2004	2005	2006	2007
Full-time	3,201	3,646	3,538	3,793	3,898	4,044	3,659
Part-time	5,831	6,887	8,573	9,027	9,449	9,100	8,452
Total	9,032	10,533	12,111	12,820	13,347	13,144	12,111

Percentage Distribution of Fall Census Financial Aid Headcount by Full/Part-time Status

Full/Part	2001	2002	2003	2004	2005	2006	2007
Full-time	35%	35%	29%	30%	29%	31%	30%
Part-time	65%	65%	71%	70%	71%	69%	70%
Total	100%	100%	100%	100%	100%	100%	100%