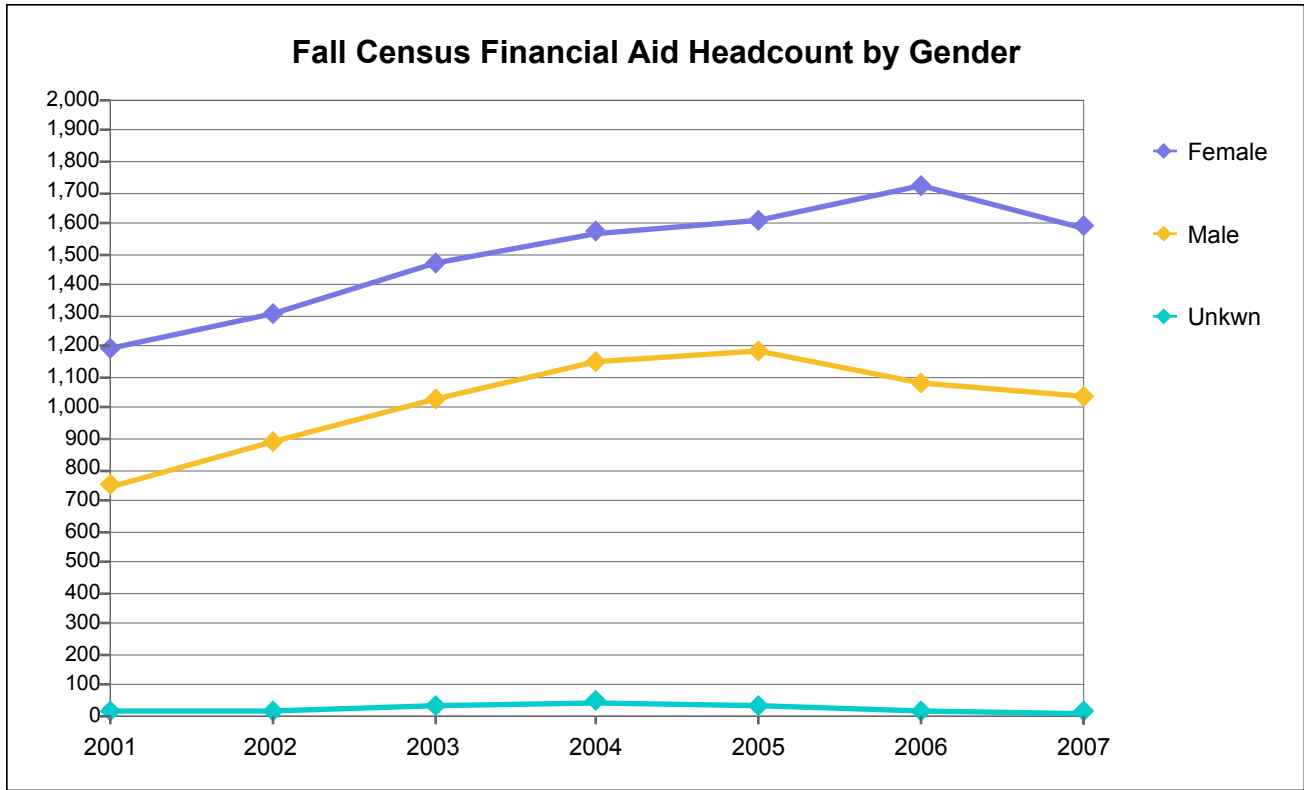


College of Alameda



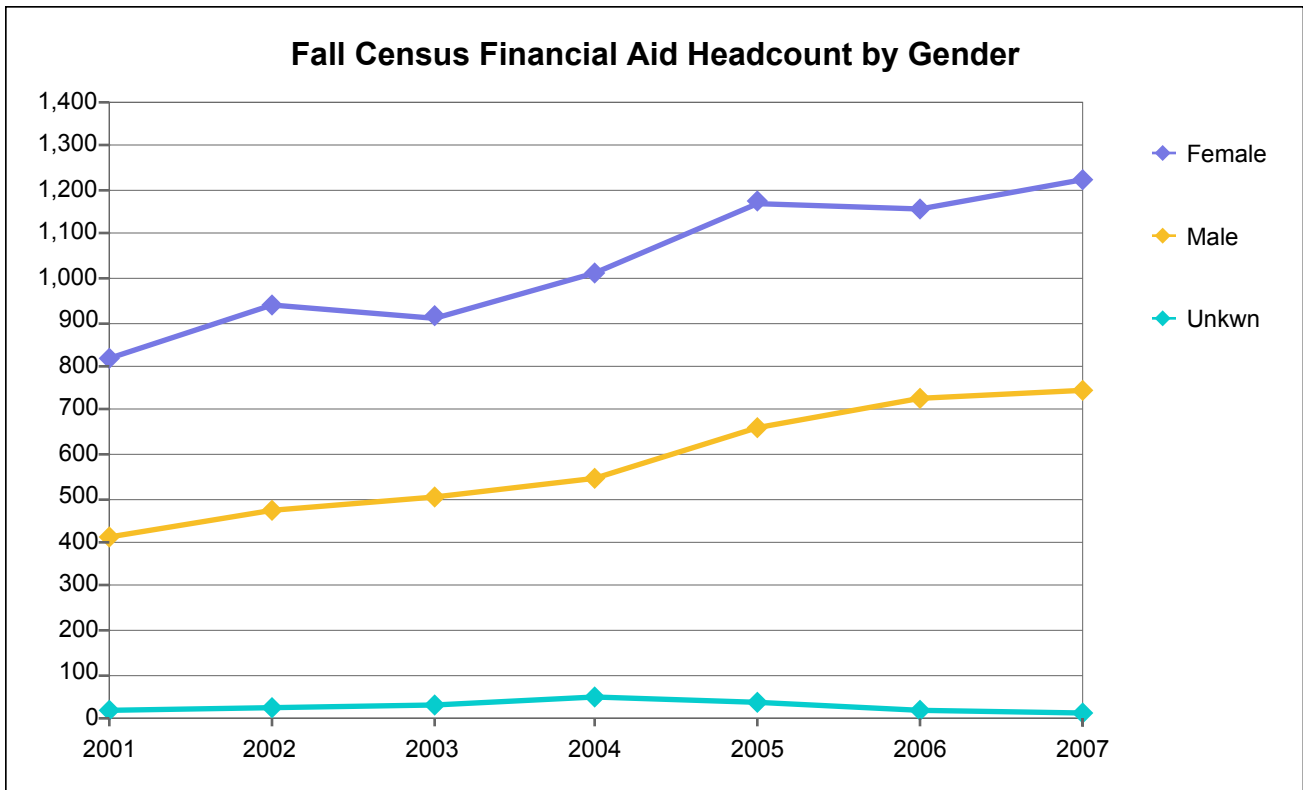
Fall Census Financial Aid Headcount by Gender

Gender	2001	2002	2003	2004	2005	2006	2007
Female	1,195	1,308	1,471	1,570	1,609	1,726	1,587
Male	749	895	1,032	1,151	1,183	1,079	1,035
Unkwn	15	15	36	48	36	21	13
Total	1,959	2,218	2,539	2,769	2,828	2,826	2,635

Percentage Distribution of Fall Census Financial Aid Headcount by Gender

Gender	2001	2002	2003	2004	2005	2006	2007
Female	61%	59%	58%	57%	57%	61%	60%
Male	38%	40%	41%	42%	42%	38%	39%
Unkwn	1%	1%	1%	2%	1%	1%	0%
Total	100%	100%	100%	100%	100%	100%	100%

Berkeley City College



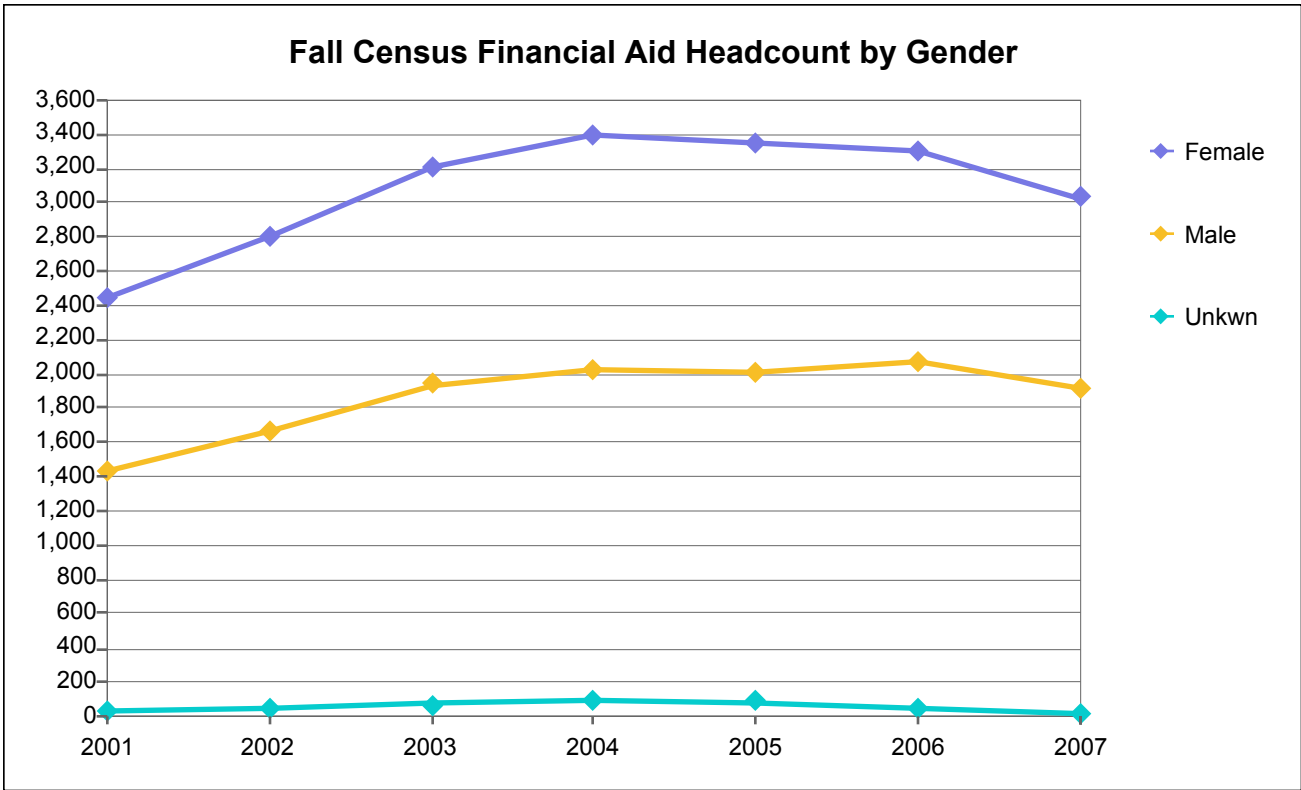
Fall Census Financial Aid Headcount by Gender

Gender	2001	2002	2003	2004	2005	2006	2007
Female	817	937	912	1,014	1,171	1,157	1,223
Male	413	471	502	543	658	729	746
Unkwn	18	26	31	49	35	17	10
Total	1,248	1,434	1,445	1,606	1,864	1,903	1,979

Percentage Distribution of Fall Census Financial Aid Headcount by Gender

Gender	2001	2002	2003	2004	2005	2006	2007
Female	65%	65%	63%	63%	63%	61%	62%
Male	33%	33%	35%	34%	35%	38%	38%
Unkwn	1%	2%	2%	3%	2%	1%	1%
Total	100%	100%	100%	100%	100%	100%	100%

Laney College



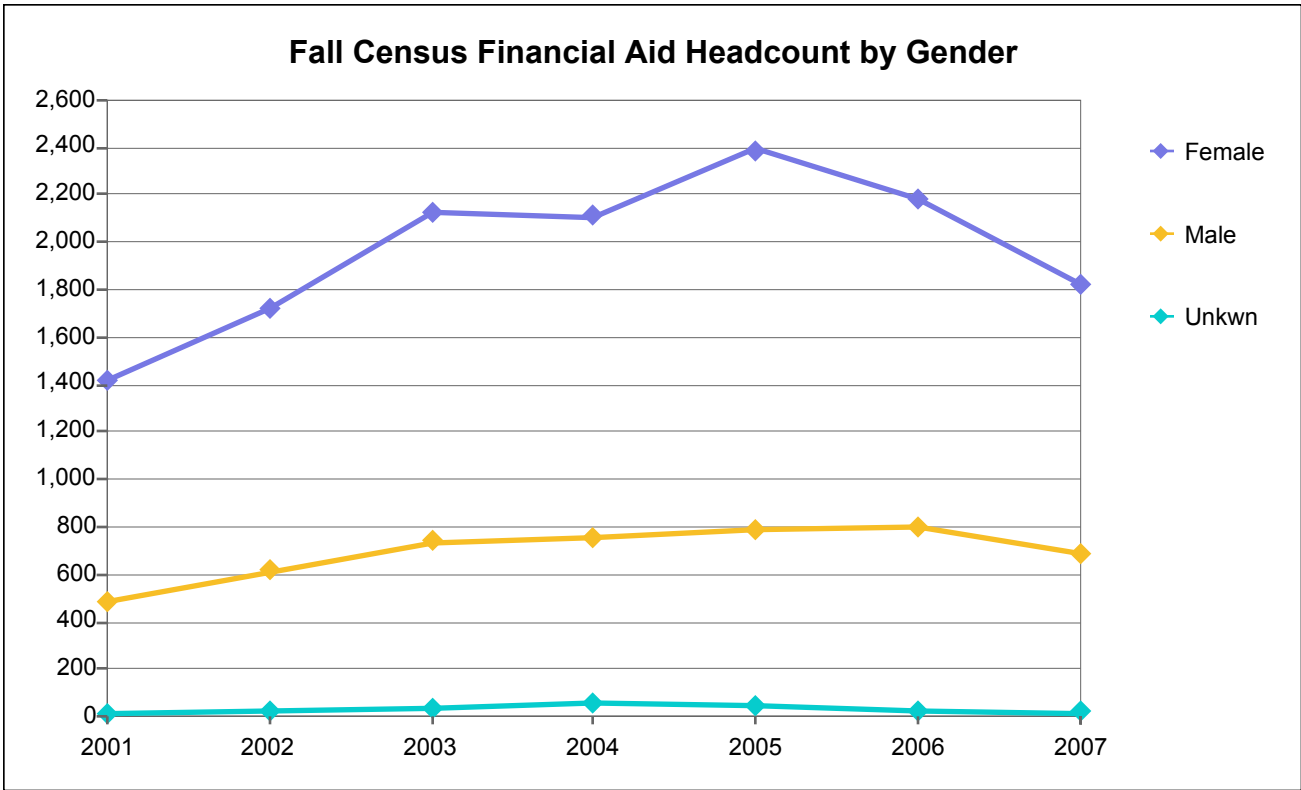
Fall Census Financial Aid Headcount by Gender

Gender	2001	2002	2003	2004	2005	2006	2007
Female	2,450	2,809	3,213	3,395	3,343	3,301	3,029
Male	1,432	1,663	1,940	2,030	2,005	2,065	1,917
Unkwn	31	49	71	98	86	49	21
Total	3,913	4,521	5,224	5,523	5,434	5,415	4,967

Percentage Distribution of Fall Census Financial Aid Headcount by Gender

Gender	2001	2002	2003	2004	2005	2006	2007
Female	63%	62%	62%	61%	62%	61%	61%
Male	37%	37%	37%	37%	37%	38%	39%
Unkwn	1%	1%	1%	2%	2%	1%	0%
Total	100%	100%	100%	100%	100%	100%	100%

Merritt College



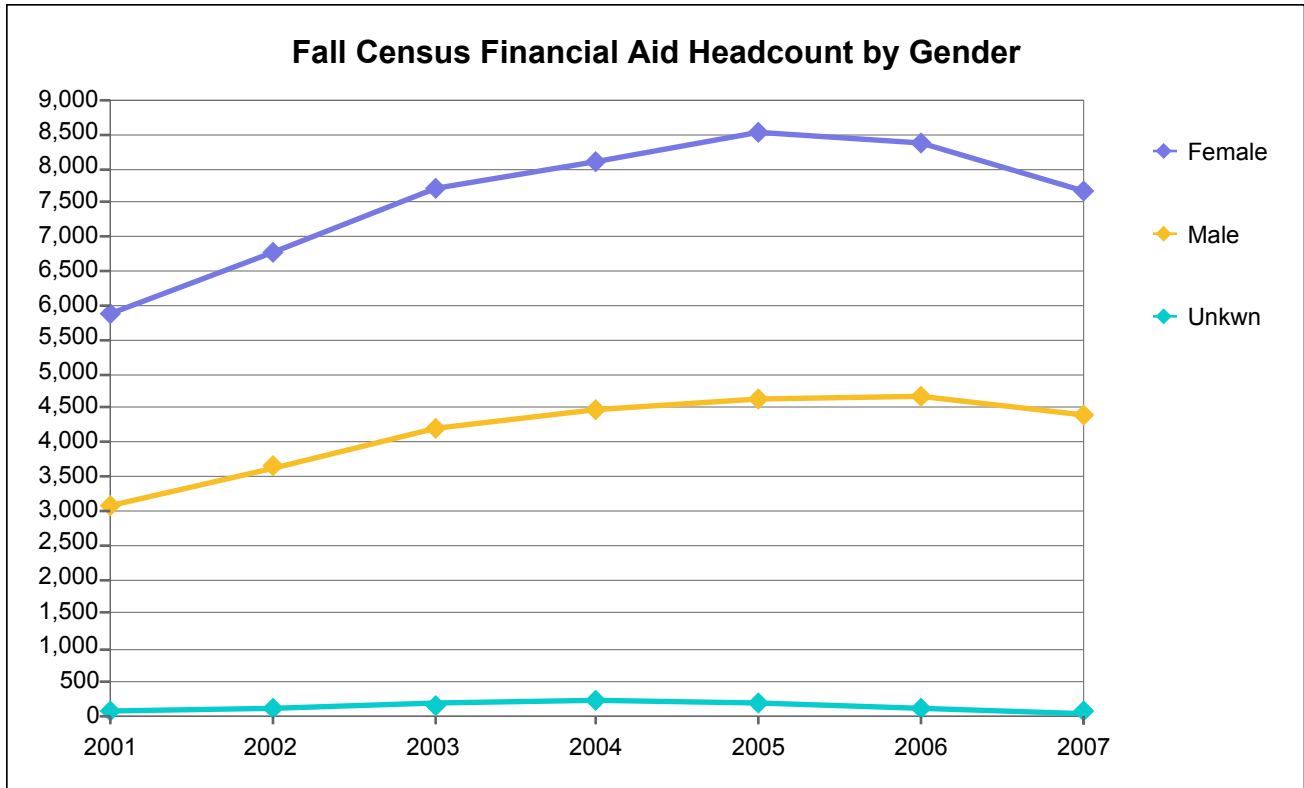
Fall Census Financial Aid Headcount by Gender

Gender	2001	2002	2003	2004	2005	2006	2007
Female	1,421	1,723	2,129	2,108	2,391	2,180	1,820
Male	481	614	738	754	788	798	692
Unkwn	10	23	36	60	42	22	18
Total	1,912	2,360	2,903	2,922	3,221	3,000	2,530

Percentage Distribution of Fall Census Financial Aid Headcount by Gender

Gender	2001	2002	2003	2004	2005	2006	2007
Female	74%	73%	73%	72%	74%	73%	72%
Male	25%	26%	25%	26%	24%	27%	27%
Unkwn	1%	1%	1%	2%	1%	1%	1%
Total	100%	100%	100%	100%	100%	100%	100%

Peralta Community College District



Fall Census Financial Aid Headcount by Gender

Gender	2001	2002	2003	2004	2005	2006	2007
Female	5,883	6,777	7,725	8,087	8,514	8,364	7,659
Male	3,075	3,643	4,212	4,478	4,634	4,671	4,390
Unkwn	74	113	174	255	199	109	62
Total	9,032	10,533	12,111	12,820	13,347	13,144	12,111

Percentage Distribution of Fall Census Financial Aid Headcount by Gender

Gender	2001	2002	2003	2004	2005	2006	2007
Female	65%	64%	64%	63%	64%	64%	63%
Male	34%	35%	35%	35%	35%	36%	36%
Unkwn	1%	1%	1%	2%	1%	1%	1%
Total	100%	100%	100%	100%	100%	100%	100%