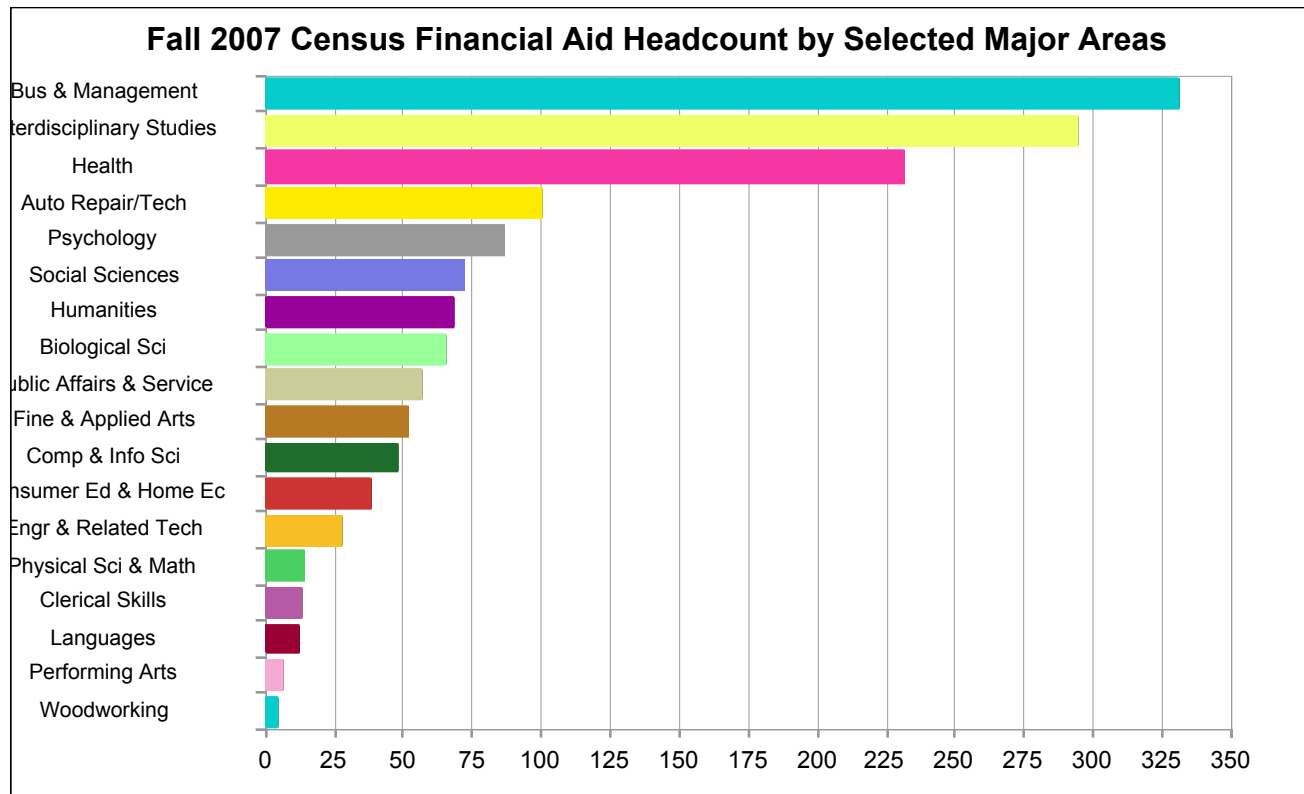


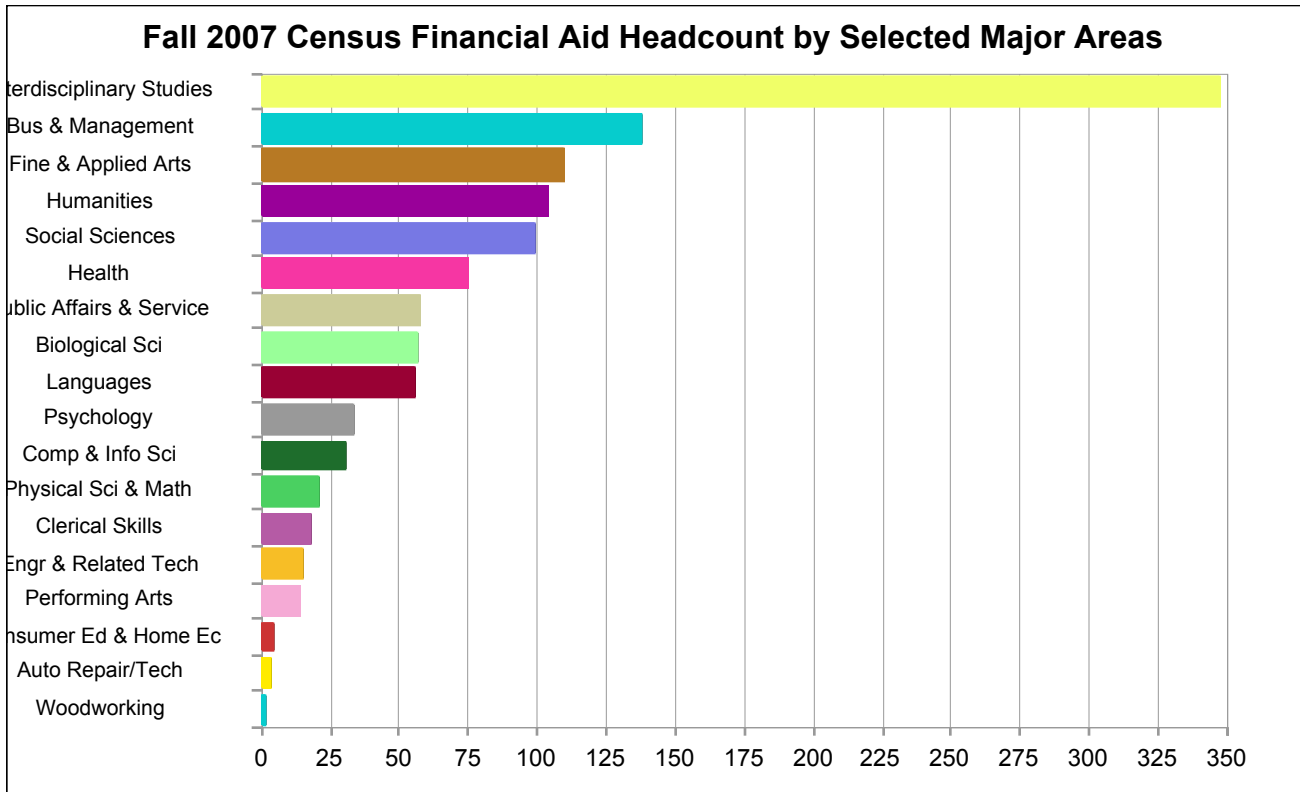
College of Alameda



Fall 2007 Census Financial Aid Headcount by Selected Major Areas

Major Area	Number	Percent
Other	1,119	42%
Bus & Management	331	13%
Interdisciplinary Studies	294	11%
Health	231	9%
Auto Repair/Tech	100	4%
Psychology	86	3%
Social Sciences	72	3%
Humanities	68	3%
Biological Sci	65	2%
Public Affairs & Service	56	2%
Fine & Applied Arts	51	2%
Comp & Info Sci	48	2%
Consumer Ed & Home Ec	38	1%
Engr & Related Tech	27	1%
Physical Sci & Math	14	1%
Clerical Skills	13	0%
Languages	12	0%
Performing Arts	6	0%
Woodworking	4	0%
Total	2,635	100%

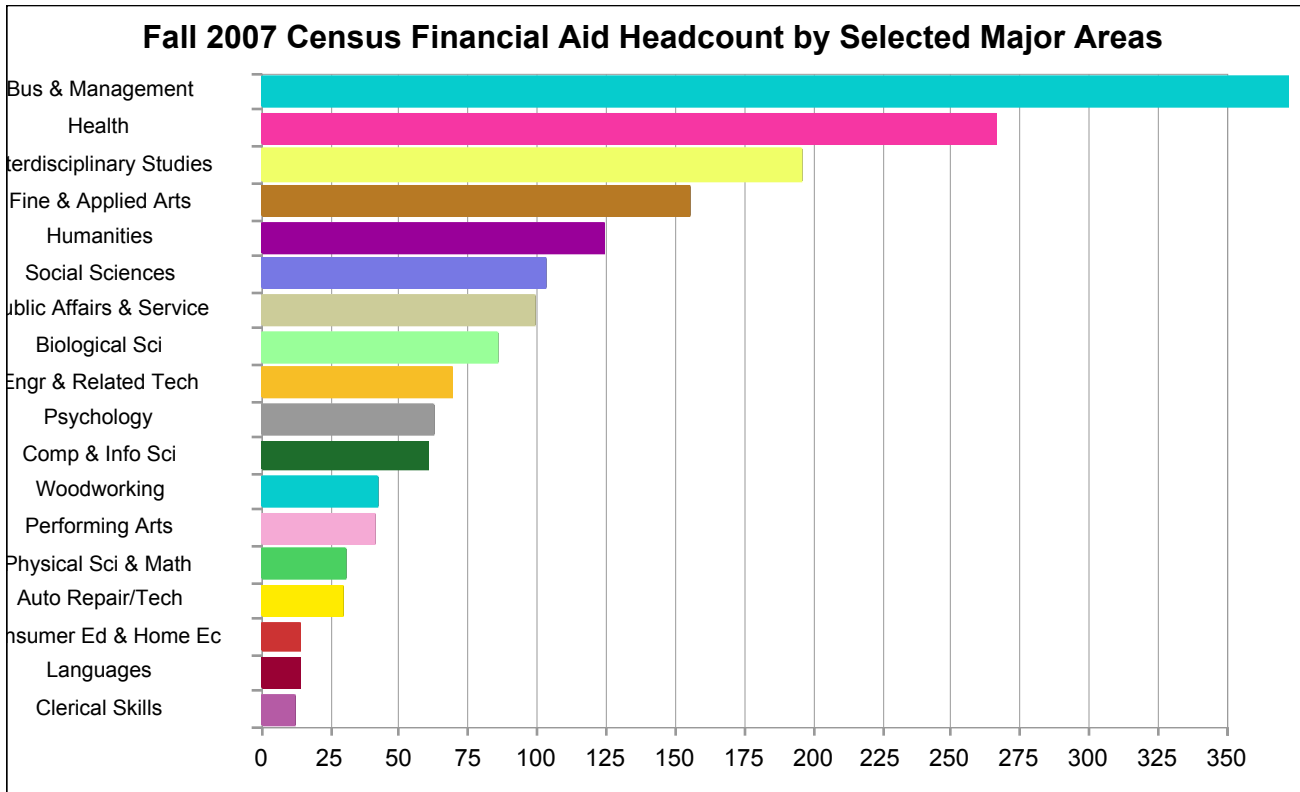
Berkeley City College



Fall 2007 Census Financial Aid Headcount by Selected Major Areas

Major Area	Number	Percent
Other	800	40%
Interdisciplinary Studies	347	18%
Bus & Management	138	7%
Fine & Applied Arts	110	6%
Humanities	104	5%
Social Sciences	99	5%
Health	75	4%
Public Affairs & Service	57	3%
Biological Sci	56	3%
Languages	55	3%
Psychology	33	2%
Comp & Info Sci	30	2%
Physical Sci & Math	20	1%
Clerical Skills	18	1%
Engr & Related Tech	15	1%
Performing Arts	14	1%
Consumer Ed & Home Ec	4	0%
Auto Repair/Tech	3	0%
Woodworking	1	0%
Total	1,979	100%

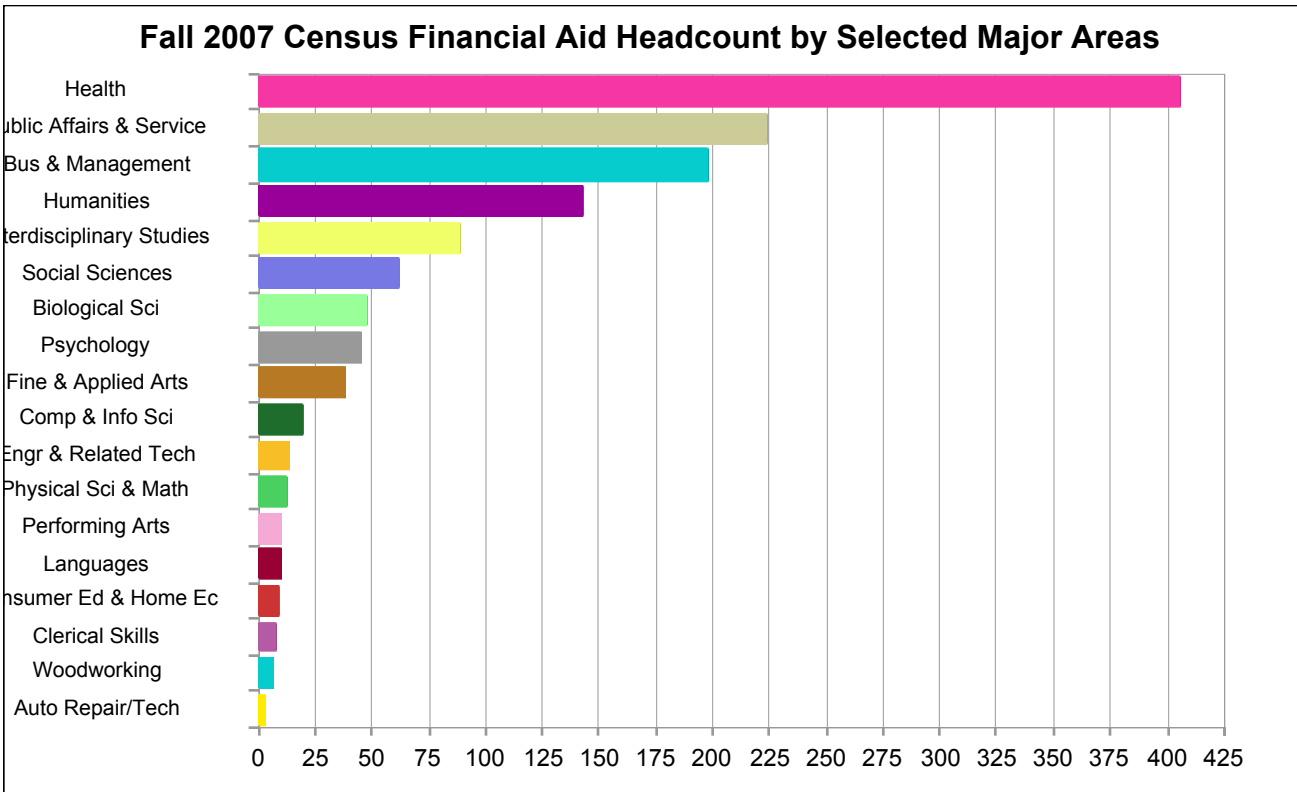
Laney College



Fall 2007 Census Financial Aid Headcount by Selected Major Areas

Major Area	Number	Percent
Other	3,151	63%
Bus & Management	415	8%
Health	266	5%
Interdisciplinary Studies	196	4%
Fine & Applied Arts	155	3%
Humanities	124	2%
Social Sciences	103	2%
Public Affairs & Service	99	2%
Biological Sci	85	2%
Engr & Related Tech	69	1%
Psychology	62	1%
Comp & Info Sci	60	1%
Woodworking	42	1%
Performing Arts	41	1%
Physical Sci & Math	30	1%
Auto Repair/Tech	29	1%
Consumer Ed & Home Ec	14	0%
Languages	14	0%
Clerical Skills	12	0%
Total	4,967	100%

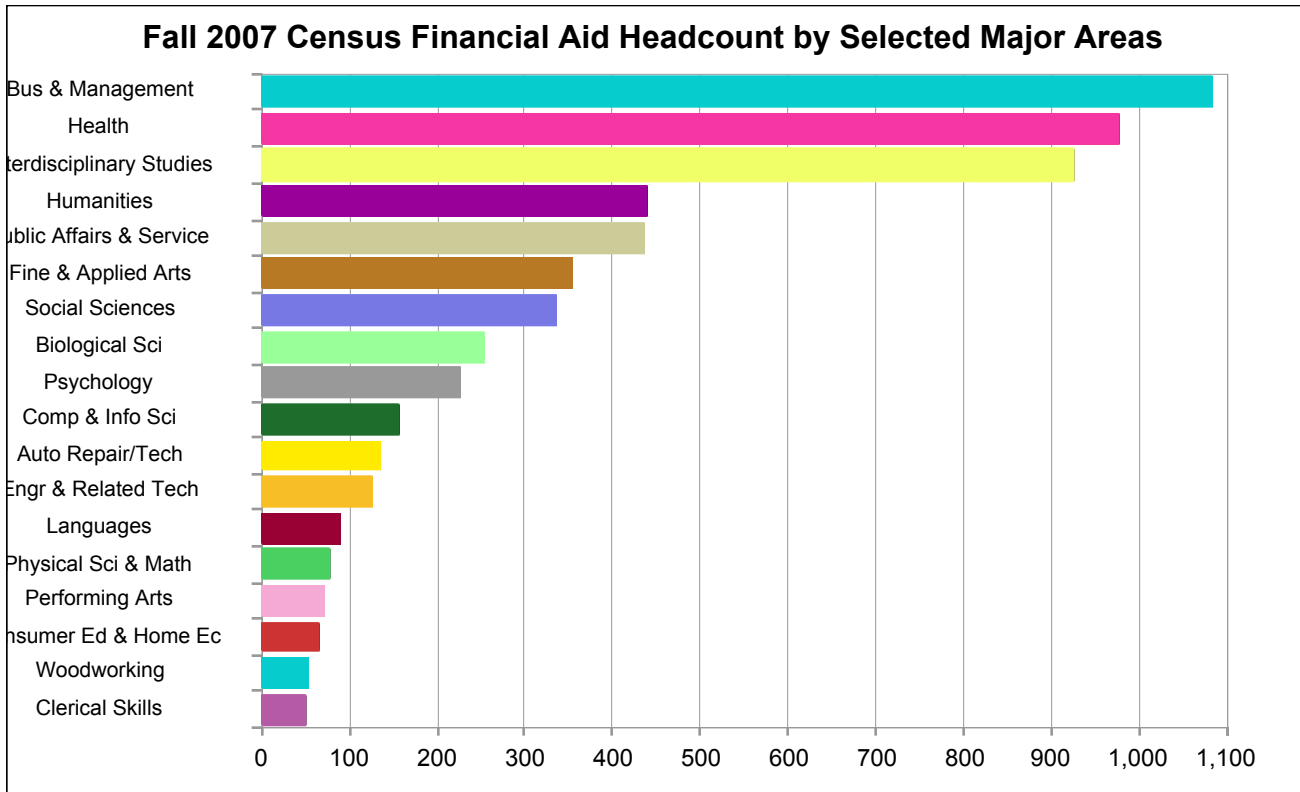
Merritt College



Fall 2007 Census Financial Aid Headcount by Selected Major Areas

Major Area	Number	Percent
Other	1,196	47%
Health	405	16%
Public Affairs & Service	223	9%
Bus & Management	198	8%
Humanities	142	6%
Interdisciplinary Studies	88	3%
Social Sciences	61	2%
Biological Sci	47	2%
Psychology	45	2%
Fine & Applied Arts	38	2%
Comp & Info Sci	19	1%
Engr & Related Tech	13	1%
Physical Sci & Math	12	0%
Performing Arts	10	0%
Languages	9	0%
Consumer Ed & Home Ec	8	0%
Clerical Skills	7	0%
Woodworking	6	0%
Auto Repair/Tech	3	0%
Total	2,530	100%

Peralta Community College District



Fall 2007 Census Financial Aid Headcount by Selected Major Areas

Major Area	Number	Percent
Other	6,266	52%
Bus & Management	1,082	9%
Health	977	8%
Interdisciplinary Studies	925	8%
Humanities	438	4%
Public Affairs & Service	435	4%
Fine & Applied Arts	354	3%
Social Sciences	335	3%
Biological Sci	253	2%
Psychology	226	2%
Comp & Info Sci	157	1%
Auto Repair/Tech	135	1%
Engr & Related Tech	124	1%
Languages	90	1%
Physical Sci & Math	76	1%
Performing Arts	71	1%
Consumer Ed & Home Ec	64	1%
Woodworking	53	0%
Clerical Skills	50	0%
Total	12,111	100%