

Unduplicated Number of Cohort Attempting Each Math Level

Ethnicity	Math 253	Math 100-249	Math 1A-99
White	15	7	3
Asian/PI/Filipino	21	17	7
Hispanic	14	8	3
Black	32	15	4
Native Am	2	1	0
Other/Unkwn	6	4	1
Total	90	52	18

Unduplicated Number of Cohort Completing Next Levels Successfully

Ethnicity	Math 253	Math 100-249	Math 1A-99
White	10	5	3
Asian/PI/Filipino	16	12	5
Hispanic	8	4	1
Black	20	9	3
Native Am	1	0	0
Other/Unkwn	6	3	0
Total	61	33	12

Percent of First Course Cohort Who Completed Each Level Successfully

Ethnicity	Math 253	Math 100-249	Math 1A-99
White	67	33	20
Asian/PI/Filipino	76	57	24
Hispanic	57	29	7
Black	63	28	9
Native Am	50	0	na
Other/Unkwn	100	50	0
Total	68	37	13

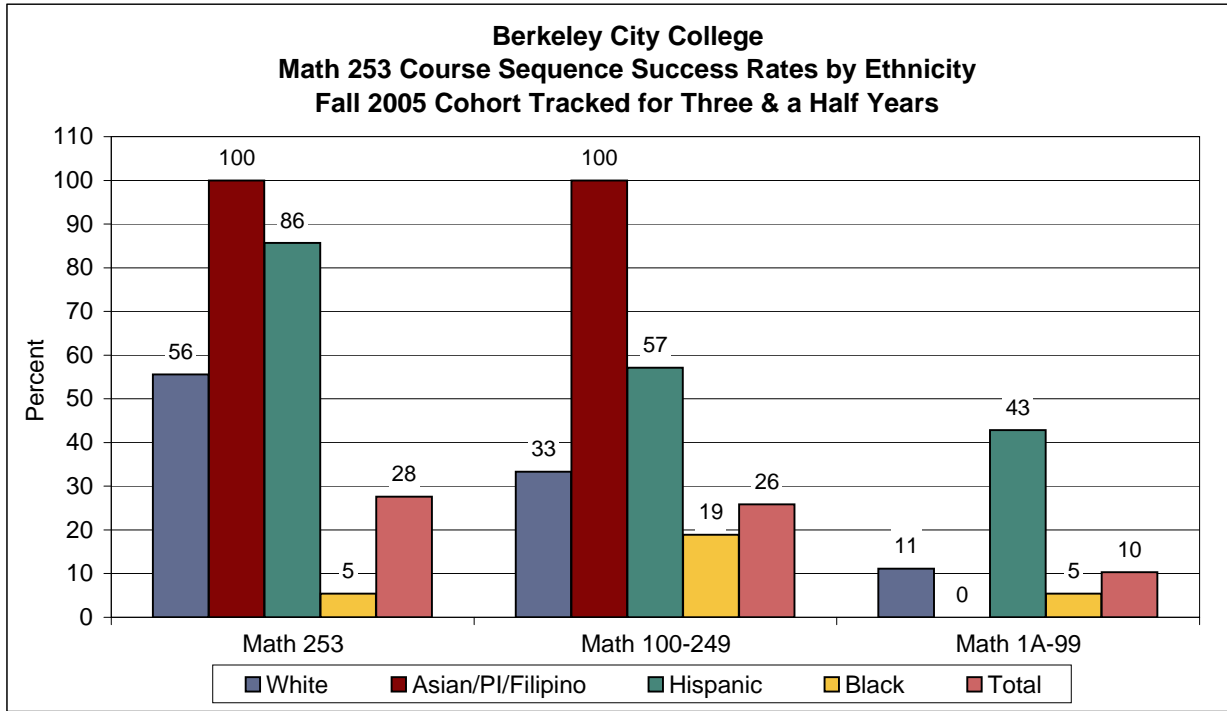
Note: Native American numbers are too small to provide meaningful success rates.

Definitions:

1. Cohorts are defined as students taking the initial course in the Fall term of the specified cohort year.
2. Counts are unduplicated; students may have attempted and/or succeeded in a course more than once; multiple attempts and multiple successes at each level are counted only once.
3. Cohorts are followed for 9 terms (including summers) after the initial term, i.e., for a 3 & 1/2-year period. For example, the Fall 2005 cohort is followed from Fall 2005 through Fall 2008.
4. Students are tracked for courses after the initial level at all four colleges.

Source: PCCD Data Mart (dbf files from Bruce Hawkins); Hyperion query "Basic Skills Next Lvl Success.bqy"

RBB - 8/30/09



Unduplicated Number of Cohort Attempting Each Math Level

Ethnicity	Math 253	Math 100-249	Math 1A-99
White	9	5	2
Asian/PI/Filipino	1	1	0
Hispanic	7	5	3
Black	37	17	3
Native Am	0	0	0
Other/Unkwn	4	1	0
Total	58	29	8

Unduplicated Number of Cohort Completing Next Levels Successfully

Ethnicity	Math 253	Math 100-249	Math 1A-99
White	5	3	1
Asian/PI/Filipino	1	1	0
Hispanic	6	4	3
Black	2	7	2
Native Am	0	0	0
Other/Unkwn	2	0	0
Total	16	15	6

Percent of First Course Cohort Who Completed Each Level Successfully

Ethnicity	Math 253	Math 100-249	Math 1A-99
White	56	33	11
Asian/PI/Filipino	100	100	0
Hispanic	86	57	43
Black	5	19	5
Native Am	na	na	na
Other/Unkwn	50	0	0
Total	28	26	10

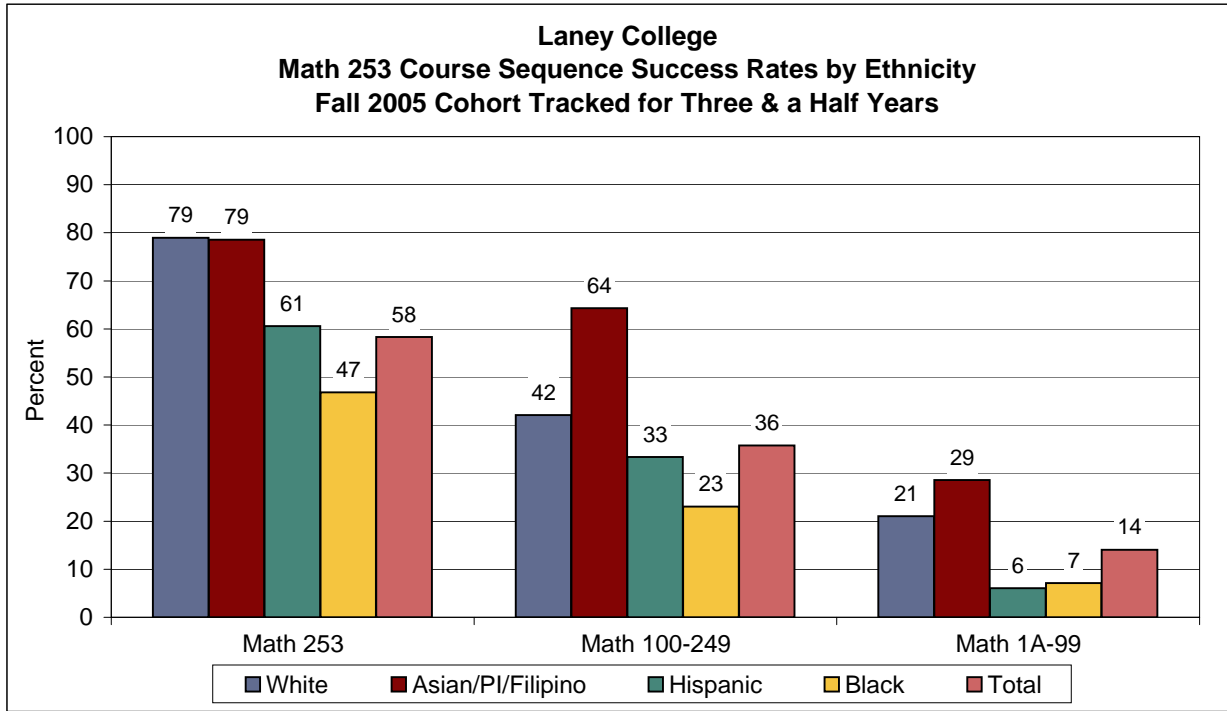
Note: Native American numbers are too small to provide meaningful success rates.

Definitions:

1. Cohorts are defined as students taking the initial course in the Fall term of the specified cohort year.
2. Counts are unduplicated; students may have attempted and/or succeeded in a course more than once; multiple attempts and multiple successes at each level are counted only once.
3. Cohorts are followed for 9 terms (including summers) after the initial term, i.e., for a 3 & 1/2-year period. For example, the Fall 2005 cohort is followed from Fall 2005 through Fall 2008.
4. Students are tracked for courses after the initial level at all four colleges.

Source: PCCD Data Mart (dbf files from Bruce Hawkins); Hyperion query "Basic Skills Next Lvl Success.bqy"

RBB - 8/30/09



Unduplicated Number of Cohort Attempting Each Math Level

Ethnicity	Math 253	Math 100-249	Math 1A-99
White	19	10	5
Asian/PI/Filipino	42	31	15
Hispanic	33	19	3
Black	126	62	12
Native Am	0	0	0
Other/Unkwn	15	11	8
Total	235	133	43

Unduplicated Number of Cohort Completing Next Levels Successfully

Ethnicity	Math 253	Math 100-249	Math 1A-99
White	15	8	4
Asian/PI/Filipino	33	27	12
Hispanic	20	11	2
Black	59	29	9
Native Am	0	0	0
Other/Unkwn	10	9	6
Total	137	84	33

Percent of First Course Cohort Who Completed Each Level Successfully

Ethnicity	Math 253	Math 100-249	Math 1A-99
White	79	42	21
Asian/PI/Filipino	79	64	29
Hispanic	61	33	6
Black	47	23	7
Native Am	na	na	na
Other/Unkwn	67	60	40
Total	58	36	14

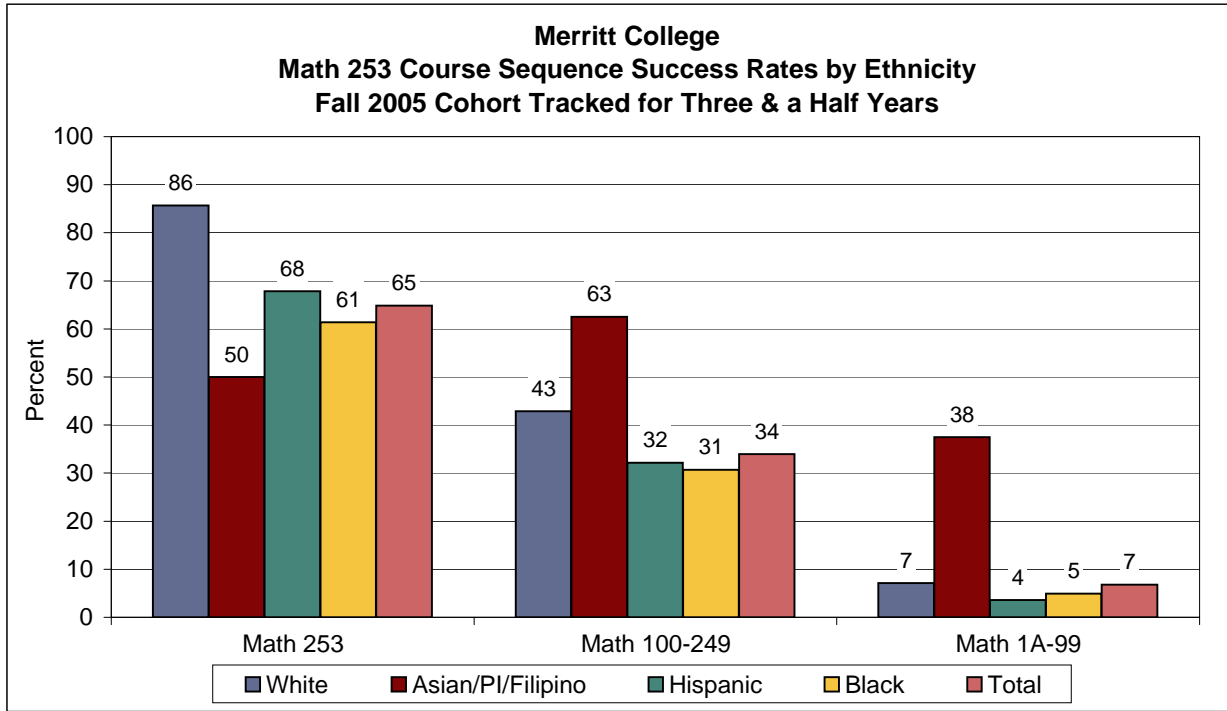
Note: Native American numbers are too small to provide meaningful success rates.

Definitions:

1. Cohorts are defined as students taking the initial course in the Fall term of the specified cohort year.
2. Counts are unduplicated; students may have attempted and/or succeeded in a course more than once; multiple attempts and multiple successes at each level are counted only once.
3. Cohorts are followed for 9 terms (including summers) after the initial term, i.e., for a 3 & 1/2-year period. For example, the Fall 2005 cohort is followed from Fall 2005 through Fall 2008.
4. Students are tracked for courses after the initial level at all four colleges.

Source: PCCD Data Mart (dbf files from Bruce Hawkins); Hyperion query "Basic Skills Next Lvl Success.bqy"

RBB - 8/30/09



Unduplicated Number of Cohort Attempting Each Math Level

Ethnicity	Math 253	Math 100-249	Math 1A-99
White	14	11	2
Asian/PI/Filipino	8	5	3
Hispanic	28	15	1
Black	101	50	10
Native Am	0	0	0
Other/Unkwn	11	8	1
Total	162	89	17

Unduplicated Number of Cohort Completing Next Levels Successfully

Ethnicity	Math 253	Math 100-249	Math 1A-99
White	12	6	1
Asian/PI/Filipino	4	5	3
Hispanic	19	9	1
Black	62	31	5
Native Am	0	0	0
Other/Unkwn	8	4	1
Total	105	55	11

Percent of First Course Cohort Who Completed Each Level Successfully

Ethnicity	Math 253	Math 100-249	Math 1A-99
White	86	43	7
Asian/PI/Filipino	50	63	38
Hispanic	68	32	4
Black	61	31	5
Native Am	na	na	na
Other/Unkwn	73	36	9
Total	65	34	7

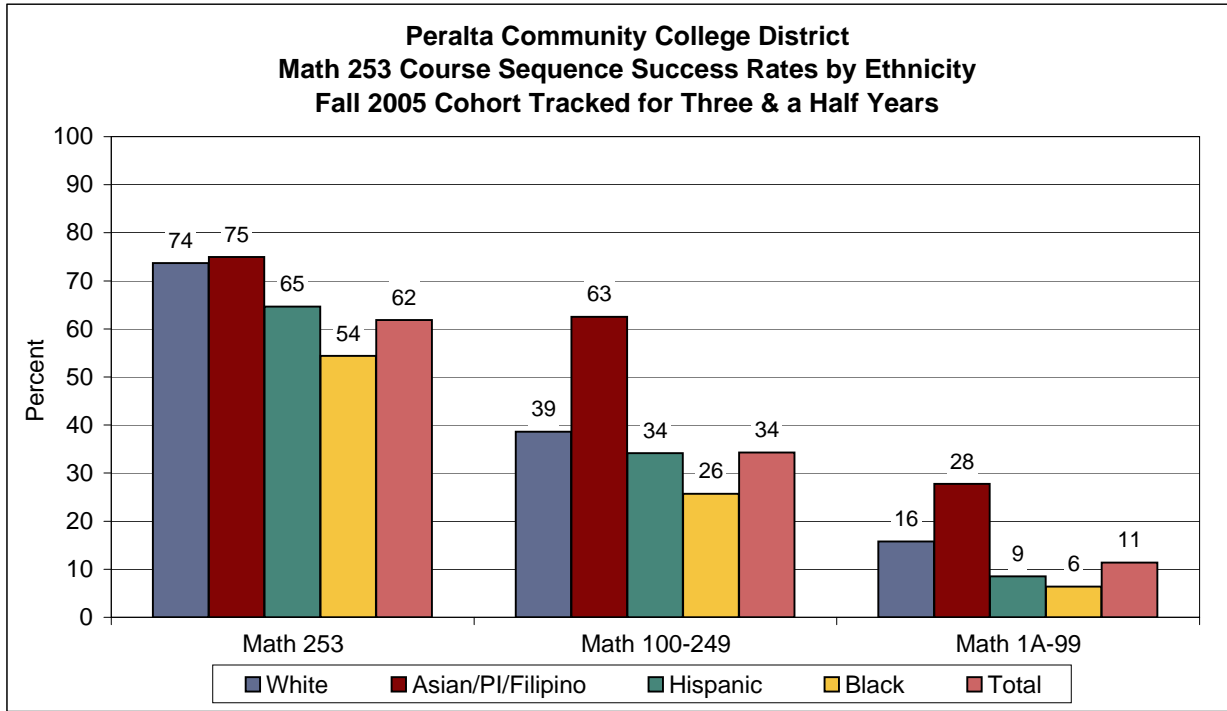
Note: Native American numbers are too small to provide meaningful success rates.

Definitions:

1. Cohorts are defined as students taking the initial course in the Fall term of the specified cohort year.
2. Counts are unduplicated; students may have attempted and/or succeeded in a course more than once; multiple attempts and multiple successes at each level are counted only once.
3. Cohorts are followed for 9 terms (including summers) after the initial term, i.e., for a 3 & 1/2-year period. For example, the Fall 2005 cohort is followed from Fall 2005 through Fall 2008.
4. Students are tracked for courses after the initial level at all four colleges.

Source: PCCD Data Mart (dbf files from Bruce Hawkins); Hyperion query "Basic Skills Next Lvl Success.bqy"

RBB - 8/30/09



Unduplicated Number of Cohort Attempting Each Math Level

Ethnicity	Math 253	Math 100-249	Math 1A-99
White	57	33	12
Asian/PI/Filipino	72	54	25
Hispanic	82	47	10
Black	296	144	29
Native Am	2	1	0
Other/Unkwn	36	24	10
Total	545	303	86

Unduplicated Number of Cohort Completing Next Levels Successfully

Ethnicity	Math 253	Math 100-249	Math 1A-99
White	42	22	9
Asian/PI/Filipino	54	45	20
Hispanic	53	28	7
Black	161	76	19
Native Am	1	0	0
Other/Unkwn	26	16	7
Total	337	187	62

Percent of First Course Cohort Who Completed Each Level Successfully

Ethnicity	Math 253	Math 100-249	Math 1A-99
White	74	39	16
Asian/PI/Filipino	75	63	28
Hispanic	65	34	9
Black	54	26	6
Native Am	50	0	0
Other/Unkwn	72	44	19
Total	62	34	11

Note: Native American numbers are too small to provide meaningful success rates.

Definitions:

1. Cohorts are defined as students taking the initial course in the Fall term of the specified cohort year.
2. Counts are unduplicated; students may have attempted and/or succeeded in a course more than once; multiple attempts and multiple successes at each level are counted only once.
3. Cohorts are followed for 9 terms (including summers) after the initial term, i.e., for a 3 & 1/2-year period. For example, the Fall 2005 cohort is followed from Fall 2005 through Fall 2008.
4. Students are tracked for courses after the initial level at all four colleges.

Source: PCCD Data Mart (dbf files from Bruce Hawkins); Hyperion query "Basic Skills Next Lvl Success.bqy"

RBB - 8/30/09