

**Unduplicated Number of Cohort Attempting Each Math Level**

Ethnicity	Math 253	Math 100-249	Math 1A-99
White	5	4	1
Asian/PI/Filipino	17	7	2
Hispanic	10	8	1
Black	31	16	6
Native Am	0	2	0
Other/Unkwn	4	0	0
<b>Total</b>	<b>67</b>	<b>37</b>	<b>10</b>

**Unduplicated Number of Cohort Completing Next Levels Successfully**

Ethnicity	Math 253	Math 100-249	Math 1A-99
White	4	2	1
Asian/PI/Filipino	8	3	1
Hispanic	10	5	1
Black	21	7	5
Native Am	0	0	0
Other/Unkwn	3	1	0
<b>Total</b>	<b>46</b>	<b>18</b>	<b>8</b>

**Percent of First Course Cohort Who Completed Each Level Successfully**

Ethnicity	Math 253	Math 100-249	Math 1A-99
White	80	40	20
Asian/PI/Filipino	47	18	6
Hispanic	100	50	10
Black	68	23	16
Native Am	na	na	na
Other/Unkwn	75	25	0
<b>Total</b>	<b>69</b>	<b>27</b>	<b>12</b>

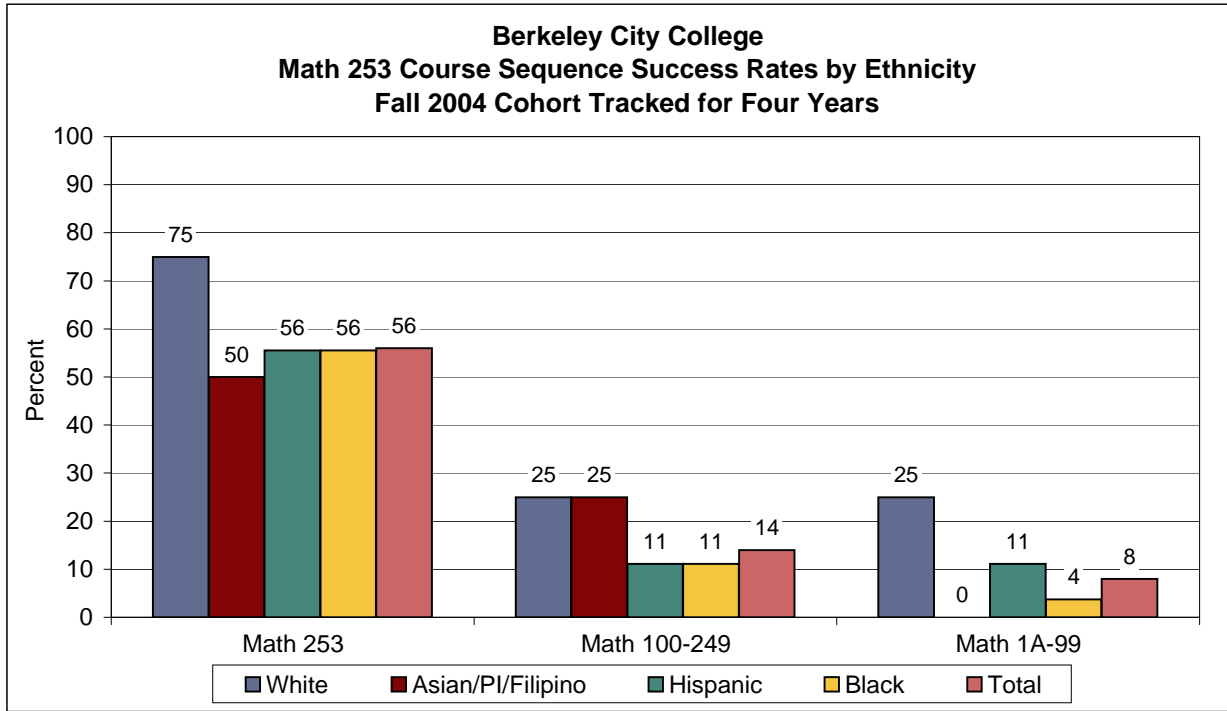
Note: Native American numbers are too small to provide meaningful success rates.

**Definitions:**

1. Cohorts are defined as students taking the initial course in the Fall term of the specified cohort year.
2. Counts are unduplicated; students may have attempted and/or succeeded in a course more than once; multiple attempts and multiple successes at each level are counted only once.
3. Cohorts are followed for 11 terms (including summers) after the initial term, i.e., for a four-year period. For example, the Fall 2004 cohort is followed from Fall 2004 through Summer 2008.
4. Students are tracked for courses after the initial level at all four colleges.

Source: PCCD Data Mart (dbf files from Bruce Hawkins); Hyperion query "Basic Skills Next Lvl Success.bqy"

RBB - 8/18/09



**Unduplicated Number of Cohort Attempting Each Math Level**

Ethnicity	Math 253	Math 100-249	Math 1A-99
White	8	4	3
Asian/PI/Filipino	4	2	0
Hispanic	9	5	1
Black	27	12	4
Native Am	0	0	0
Other/Unkwn	2	0	0
<b>Total</b>	<b>50</b>	<b>23</b>	<b>8</b>

**Unduplicated Number of Cohort Completing Next Levels Successfully**

Ethnicity	Math 253	Math 100-249	Math 1A-99
White	6	2	2
Asian/PI/Filipino	2	1	0
Hispanic	5	1	1
Black	15	3	1
Native Am	0	0	0
Other/Unkwn	0	0	0
<b>Total</b>	<b>28</b>	<b>7</b>	<b>4</b>

**Percent of First Course Cohort Who Completed Each Level Successfully**

Ethnicity	Math 253	Math 100-249	Math 1A-99
White	75	25	25
Asian/PI/Filipino	50	25	0
Hispanic	56	11	11
Black	56	11	4
Native Am	na	na	na
Other/Unkwn	0	0	0
<b>Total</b>	<b>56</b>	<b>14</b>	<b>8</b>

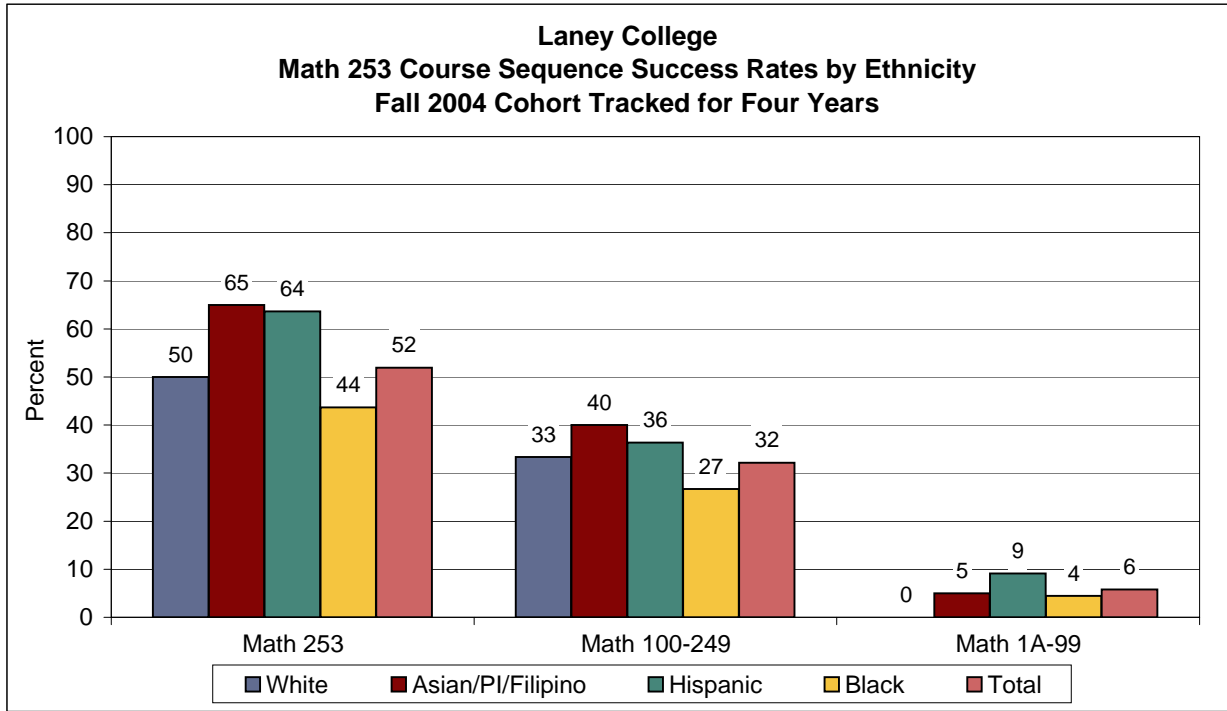
Note: Native American numbers are too small to provide meaningful success rates.

**Definitions:**

1. Cohorts are defined as students taking the initial course in the Fall term of the specified cohort year.
2. Counts are unduplicated; students may have attempted and/or succeeded in a course more than once; multiple attempts and multiple successes at each level are counted only once.
3. Cohorts are followed for 11 terms (including summers) after the initial term, i.e., for a four-year period. For example, the Fall 2004 cohort is followed from Fall 2004 through Summer 2008.
4. Students are tracked for courses after the initial level at all four colleges.

Source: PCCD Data Mart (dbf files from Bruce Hawkins); Hyperion query "Basic Skills Next Lvl Success.bqy"

RBB - 8/18/09



**Unduplicated Number of Cohort Attempting Each Math Level**

Ethnicity	Math 253	Math 100-249	Math 1A-99
White	12	6	2
Asian/PI/Filipino	60	37	8
Hispanic	33	22	6
Black	135	66	12
Native Am	1	0	0
Other/Unkwn	17	9	4
<b>Total</b>	<b>258</b>	<b>140</b>	<b>32</b>

**Unduplicated Number of Cohort Completing Next Levels Successfully**

Ethnicity	Math 253	Math 100-249	Math 1A-99
White	6	4	0
Asian/PI/Filipino	39	24	3
Hispanic	21	12	3
Black	59	36	6
Native Am	1	0	0
Other/Unkwn	8	7	3
<b>Total</b>	<b>134</b>	<b>83</b>	<b>15</b>

**Percent of First Course Cohort Who Completed Each Level Successfully**

Ethnicity	Math 253	Math 100-249	Math 1A-99
White	50	33	0
Asian/PI/Filipino	65	40	5
Hispanic	64	36	9
Black	44	27	4
Native Am	100	0	0
Other/Unkwn	47	41	18
<b>Total</b>	<b>52</b>	<b>32</b>	<b>6</b>

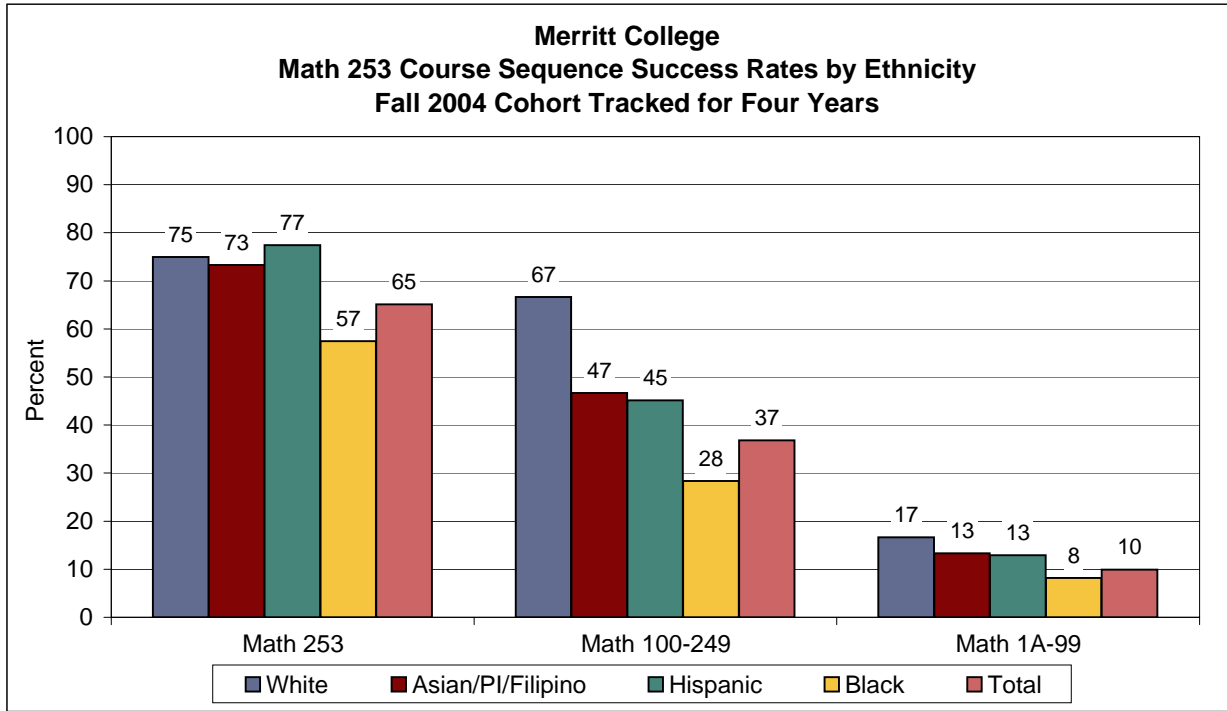
Note: Native American numbers are too small to provide meaningful success rates.

**Definitions:**

1. Cohorts are defined as students taking the initial course in the Fall term of the specified cohort year.
2. Counts are unduplicated; students may have attempted and/or succeeded in a course more than once; multiple attempts and multiple successes at each level are counted only once.
3. Cohorts are followed for 11 terms (including summers) after the initial term, i.e., for a four-year period. For example, the Fall 2004 cohort is followed from Fall 2004 through Summer 2008.
4. Students are tracked for courses after the initial level at all four colleges.

Source: PCCD Data Mart (dbf files from Bruce Hawkins); Hyperion query "Basic Skills Next Lvl Success.bqy"

RBB - 8/18/09



**Unduplicated Number of Cohort Attempting Each Math Level**

Ethnicity	Math 253	Math 100-249	Math 1A-99
White	12	8	2
Asian/PI/Filipino	15	10	2
Hispanic	31	19	5
Black	134	68	13
Native Am	6	4	0
Other/Unkwn	14	9	2
<b>Total</b>	<b>212</b>	<b>118</b>	<b>24</b>

**Unduplicated Number of Cohort Completing Next Levels Successfully**

Ethnicity	Math 253	Math 100-249	Math 1A-99
White	9	8	2
Asian/PI/Filipino	11	7	2
Hispanic	24	14	4
Black	77	38	11
Native Am	6	2	0
Other/Unkwn	11	9	2
<b>Total</b>	<b>138</b>	<b>78</b>	<b>21</b>

**Percent of First Course Cohort Who Completed Each Level Successfully**

Ethnicity	Math 253	Math 100-249	Math 1A-99
White	75	67	17
Asian/PI/Filipino	73	47	13
Hispanic	77	45	13
Black	57	28	8
Native Am	100	33	0
Other/Unkwn	79	64	14
<b>Total</b>	<b>65</b>	<b>37</b>	<b>10</b>

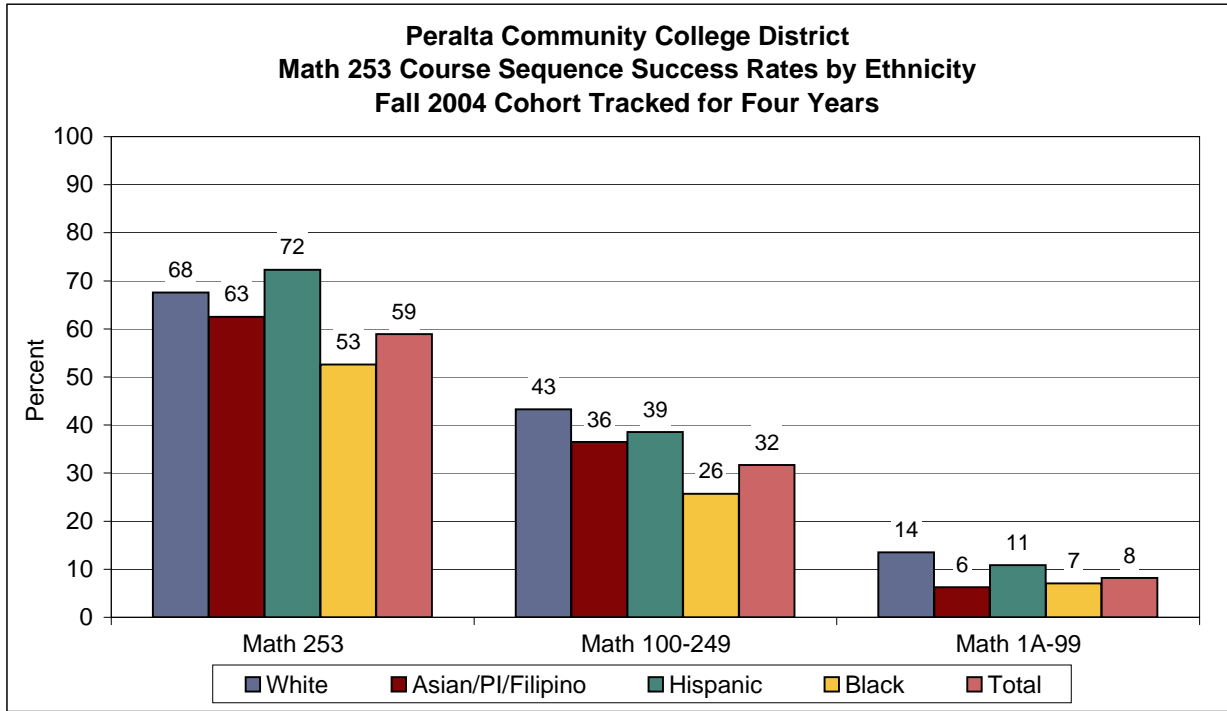
Note: Native American numbers are too small to provide meaningful success rates.

**Definitions:**

1. Cohorts are defined as students taking the initial course in the Fall term of the specified cohort year.
2. Counts are unduplicated; students may have attempted and/or succeeded in a course more than once; multiple attempts and multiple successes at each level are counted only once.
3. Cohorts are followed for 11 terms (including summers) after the initial term, i.e., for a four-year period. For example, the Fall 2004 cohort is followed from Fall 2004 through Summer 2008.
4. Students are tracked for courses after the initial level at all four colleges.

Source: PCCD Data Mart (dbf files from Bruce Hawkins); Hyperion query "Basic Skills Next Lvl Success.bqy"

RBB - 8/18/09



**Unduplicated Number of Cohort Attempting Each Math Level**

Ethnicity	Math 253	Math 100-249	Math 1A-99
White	37	22	8
Asian/PI/Filipino	96	56	12
Hispanic	83	54	13
Black	327	162	35
Native Am	7	4	0
Other/Unkwn	37	20	6
<b>Total</b>	<b>587</b>	<b>318</b>	<b>74</b>

**Unduplicated Number of Cohort Completing Next Levels Successfully**

Ethnicity	Math 253	Math 100-249	Math 1A-99
White	25	16	5
Asian/PI/Filipino	60	35	6
Hispanic	60	32	9
Black	172	84	23
Native Am	7	2	0
Other/Unkwn	22	17	5
<b>Total</b>	<b>346</b>	<b>186</b>	<b>48</b>

**Percent of First Course Cohort Who Completed Each Level Successfully**

Ethnicity	Math 253	Math 100-249	Math 1A-99
White	68	43	14
Asian/PI/Filipino	63	36	6
Hispanic	72	39	11
Black	53	26	7
Native Am	na	na	na
Other/Unkwn	59	46	14
<b>Total</b>	<b>59</b>	<b>32</b>	<b>8</b>

Note: Native American numbers are too small to provide meaningful success rates.

**Definitions:**

1. Cohorts are defined as students taking the initial course in the Fall term of the specified cohort year.
2. Counts are unduplicated; students may have attempted and/or succeeded in a course more than once; multiple attempts and multiple successes at each level are counted only once.
3. Cohorts are followed for 11 terms (including summers) after the initial term, i.e., for a four-year period. For example, the Fall 2004 cohort is followed from Fall 2004 through Summer 2008.
4. Students are tracked for courses after the initial level at all four colleges.

Source: PCCD Data Mart (dbf files from Bruce Hawkins); Hyperion query "Basic Skills Next Lvl Success.bqy"

RBB - 8/18/09