

**College of Alameda
Course Success Rates in Basic Skills English by Ethnicity**

Total Number of Fall Grades in Basic Skills English Courses

Fall Term	White	Hispanic	Asian/PI/F	Black	Native Am	Othr/Unkwn	Total
2004	23	32	85	119	1	13	273
2005	14	25	77	86	1	24	227
2006	16	42	89	108	1	13	269
2007	17	29	59	62	1	10	178
2008	6	44	66	115	1	16	248

Total Number of Successful Fall Grades in Basic Skills English Courses

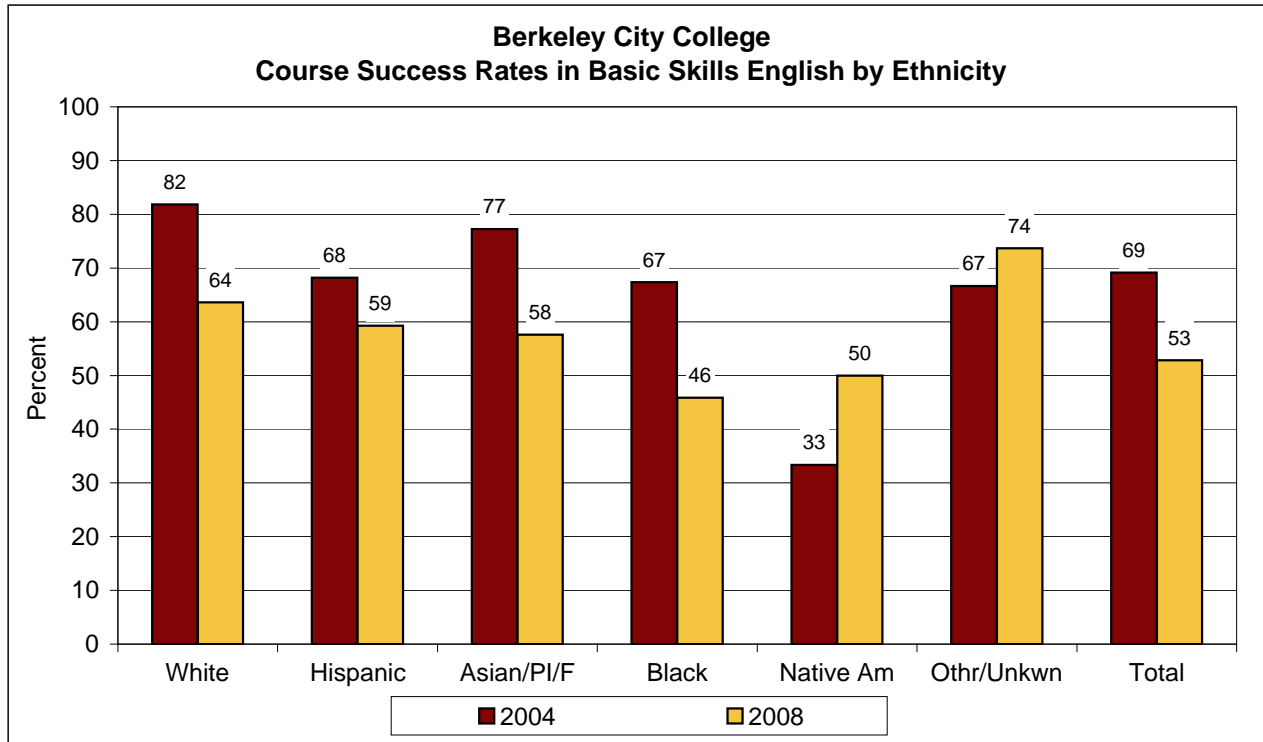
Fall Term	White	Hispanic	Asian/PI/F	Black	Native Am	Othr/Unkwn	Total
2004	11	15	41	52	0	4	123
2005	11	12	45	39	0	11	118
2006	11	18	46	45	0	8	128
2007	11	21	51	31	1	6	121
2008	4	31	43	58	1	12	149

Fall Basic Skills English Course Success Rates

Fall Term	White	Hispanic	Asian/PI/F	Black	Native Am	Othr/Unkwn	Total
2004	48	47	48	44	0	31	45
2005	79	48	58	45	0	46	52
2006	69	43	52	42	0	62	48
2007	65	72	86	50	100	60	68
2008	67	70	65	50	100	75	60

Note: Success Rate is defined as the ratio of A, B, C, or CR to the total number of official grades including the W grade. Concurrent high school students are excluded.

Source: Bruce Hawkins' DBF file "combclsfall0408.dbf" provided on 8/3/09



Berkeley City College
Course Success Rates in Basic Skills English by Ethnicity

Total Number of Fall Grades in Basic Skills English Courses

Fall Term	White	Hispanic	Asian/PI/F	Black	Native Am	Othr/Unkwn	Total
2004	11	22	22	95	3	9	162
2005	7	21	25	57	3	9	122
2006	9	21	23	82	0	8	143
2007	11	29	28	103	0	15	186
2008	11	27	33	120	2	19	212

Total Number of Successful Fall Grades in Basic Skills English Courses

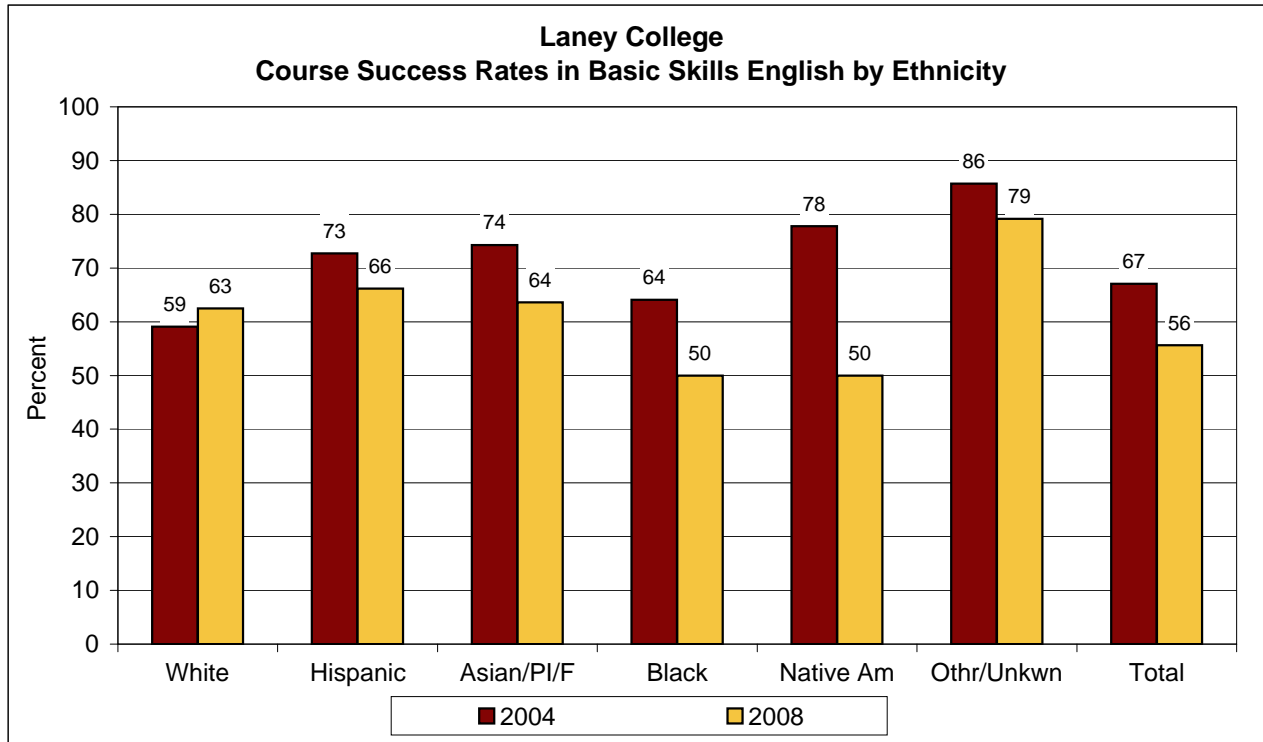
Fall Term	White	Hispanic	Asian/PI/F	Black	Native Am	Othr/Unkwn	Total
2004	9	15	17	64	1	6	112
2005	6	15	18	34	2	4	79
2006	7	12	15	32	0	4	70
2007	9	17	18	47	0	9	100
2008	7	16	19	55	1	14	112

Fall Basic Skills English Course Success Rates

Fall Term	White	Hispanic	Asian/PI/F	Black	Native Am	Othr/Unkwn	Total
2004	82	68	77	67	33	67	69
2005	86	71	72	60	67	44	65
2006	78	57	65	39	na	50	49
2007	82	59	64	46	na	60	54
2008	64	59	58	46	50	74	53

Note: Success Rate is defined as the ratio of A, B, C, or CR to the total number of official grades including the W grade. Concurrent high school students are excluded.

Source: Bruce Hawkins' DBF file "combclsfall0408.dbf" provided on 8/3/09



**Laney College
Course Success Rates in Basic Skills English by Ethnicity**

Total Number of Fall Grades in Basic Skills English Courses

Fall Term	White	Hispanic	Asian/PI/F	Black	Native Am	Othr/Unkwn	Total
2004	22	66	66	345	9	14	522
2005	16	61	88	393	17	23	598
2006	9	60	74	335	4	19	501
2007	14	65	67	321	4	24	495
2008	8	71	66	334	2	24	505

Total Number of Successful Fall Grades in Basic Skills English Courses

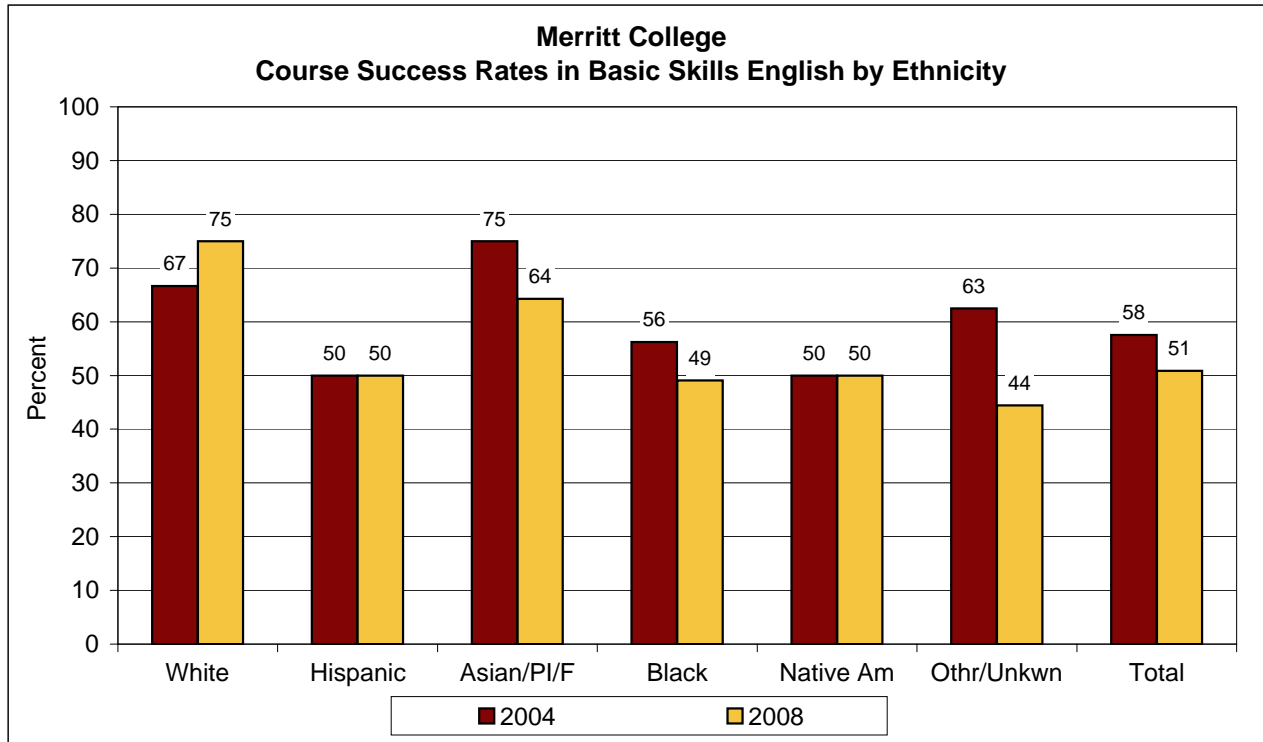
Fall Term	White	Hispanic	Asian/PI/F	Black	Native Am	Othr/Unkwn	Total
2004	13	48	49	221	7	12	350
2005	11	36	59	238	8	16	368
2006	6	32	51	173	3	15	280
2007	10	44	49	191	0	14	308
2008	5	47	42	167	1	19	281

Fall Basic Skills English Course Success Rates

Fall Term	White	Hispanic	Asian/PI/F	Black	Native Am	Othr/Unkwn	Total
2004	59	73	74	64	78	86	67
2005	69	59	67	61	47	70	62
2006	67	53	69	52	75	79	56
2007	71	68	73	60	0	58	62
2008	63	66	64	50	50	79	56

Note: Success Rate is defined as the ratio of A, B, C, or CR to the total number of official grades including the W grade. Concurrent high school students are excluded.

Source: Bruce Hawkins' DBF file "combclsfall0408.dbf" provided on 8/3/09



**Merritt College
Course Success Rates in Basic Skills English by Ethnicity**

Total Number of Fall Grades in Basic Skills English Courses

Fall Term	White	Hispanic	Asian/PI/F	Black	Native Am	Othr/Unkwn	Total
2004	3	16	12	112	2	8	153
2005	5	31	17	147	0	5	205
2006	4	41	14	118	1	8	186
2007	3	25	14	101	4	2	149
2008	4	34	14	110	2	9	173

Total Number of Successful Fall Grades in Basic Skills English Courses

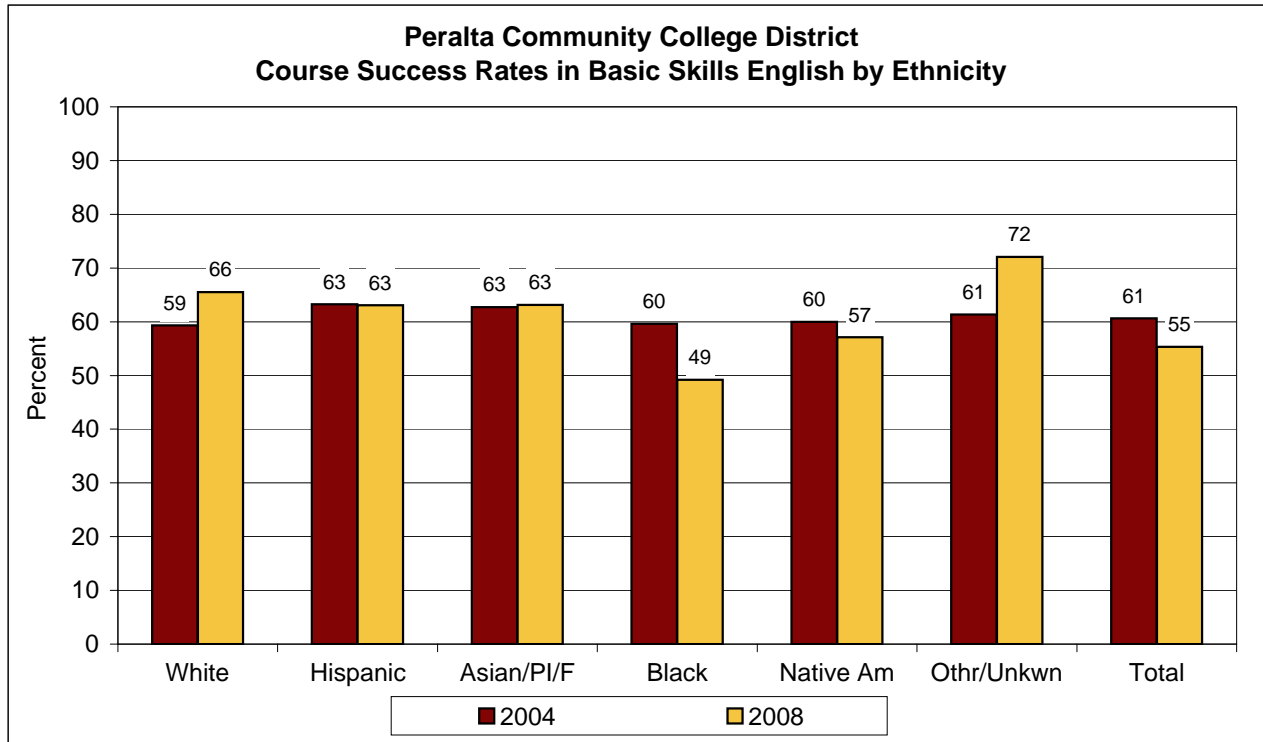
Fall Term	White	Hispanic	Asian/PI/F	Black	Native Am	Othr/Unkwn	Total
2004	2	8	9	63	1	5	88
2005	1	16	8	63	0	1	89
2006	2	18	5	44	0	6	75
2007	3	17	9	48	1	2	80
2008	3	17	9	54	1	4	88

Fall Basic Skills English Course Success Rates

Fall Term	White	Hispanic	Asian/PI/F	Black	Native Am	Othr/Unkwn	Total
2004	67	50	75	56	50	63	58
2005	20	52	47	43	na	20	43
2006	50	44	36	37	0	75	40
2007	100	68	64	48	25	100	54
2008	75	50	64	49	50	44	51

Note: Success Rate is defined as the ratio of A, B, C, or CR to the total number of official grades including the W grade. Concurrent high school students are excluded.

Source: Bruce Hawkins' DBF file "combclsfall0408.dbf" provided on 8/3/09



**Peralta Community College District
Course Success Rates in Basic Skills English by Ethnicity**

Total Number of Fall Grades in Basic Skills English Courses

Fall Term	White	Hispanic	Asian/PI/F	Black	Native Am	Othr/Unkwn	Total
2004	59	136	185	671	15	44	1,110
2005	42	138	207	683	21	61	1,152
2006	38	164	200	643	6	48	1,099
2007	45	148	168	587	9	51	1,008
2008	29	176	179	679	7	68	1,138

Total Number of Successful Fall Grades in Basic Skills English Courses

Fall Term	White	Hispanic	Asian/PI/F	Black	Native Am	Othr/Unkwn	Total
2004	35	86	116	400	9	27	673
2005	29	79	130	374	10	32	654
2006	26	80	117	294	3	33	553
2007	33	99	127	317	2	31	609
2008	19	111	113	334	4	49	630

Fall Basic Skills English Course Success Rates

Fall Term	White	Hispanic	Asian/PI/F	Black	Native Am	Othr/Unkwn	Total
2004	59	63	63	60	60	61	61
2005	69	57	63	55	na	52	57
2006	68	49	59	46	50	69	50
2007	73	67	76	54	22	61	60
2008	66	63	63	49	57	72	55

Note: Success Rate is defined as the ratio of A, B, C, or CR to the total number of official grades including the W grade. Concurrent high school students are excluded.

Source: Bruce Hawkins' DBF file "combclsfall0408.dbf" provided on 8/3/09