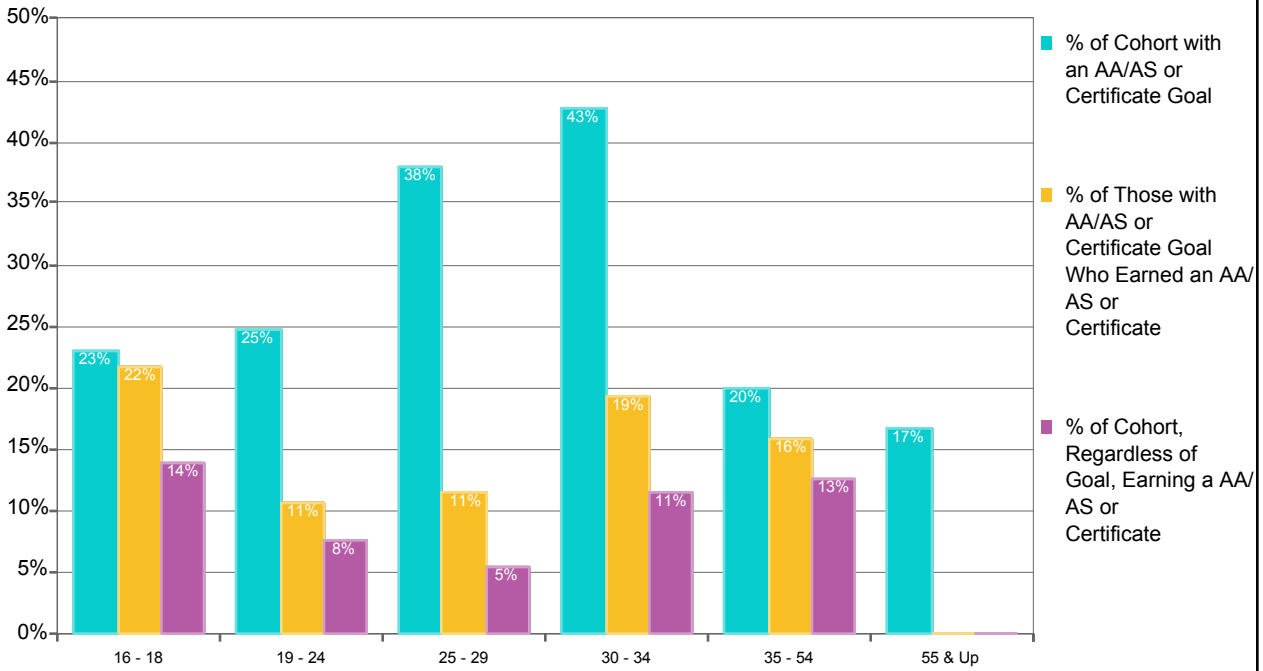


College of Alameda

Percentages of the Fall 2003 First-Time College Cohort with AA/AS or Certificate Goals, Those with Goals Earning an Award, and Those Earning an Award Regardless of Goal within Six Years by Age Group

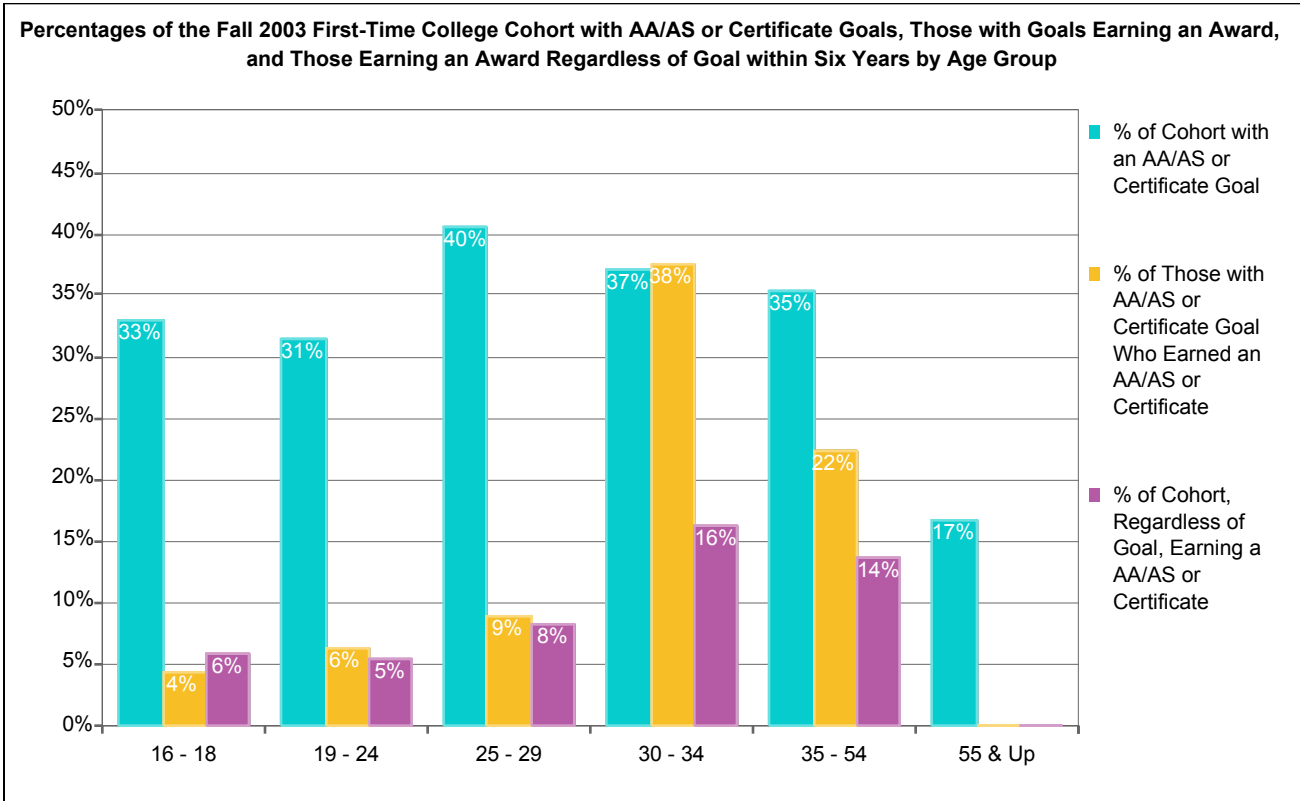


Count and Percentage Tracking of the Fall 2003 Matriculated First-Time College Cohort for AA/AS Degree or Certificate Goals and AA/AS or Certificate Awards within Six Years by Age Group

Age Group	Count of Fall Cohort	Count of Cohort with AA/AS or Certificate Goal	Percent of Cohort with AA/AS or Certificate Goal	Count of Cohort with AA/AS or Certificate Goal Who Earned an AA/AS or Certificate	Percent of Those with AA/AS or Certificate Goal Who Earned an AA/AS or Certificate	Count of Cohort, Regardless of Goal, Earning a Degree or Certificate	Percent of Cohort, Regardless of Goal, Earning a Degree or Certificate
16 - 18	361	83	23%	18	22%	50	14%
19 - 24	453	112	25%	12	11%	34	8%
25 - 29	92	35	38%	4	11%	5	5%
30 - 34	61	26	43%	5	19%	7	11%
35 - 54	95	19	20%	3	16%	12	13%
55 & Up	18	3	17%	0	0%	0	0%
Totals	1,080	278	26%	42	15%	108	10%

Note: The cohort consists of Fall students enrolled at census with an Enrollment Status of "First-Time College" and with a Matriculation Status of "Matriculated." The student's goal is the Informed or Matriculation Goal with values of 1, 3, 4, or 5, i.e., the goals of Transfer with an AA/AS, AA/AS General Education, AA/AS Vocational, or Certificate. Students are individually tracked to determine the number of the cohort, the number of those with the indicated goals who earn an AA/AS degree or Certificate at any Peralta CCD college, and the number who, regardless of goal, earn an AA/AS degree or Certificate at any Peralta CCD college within the indicated number of years.

Berkeley City College



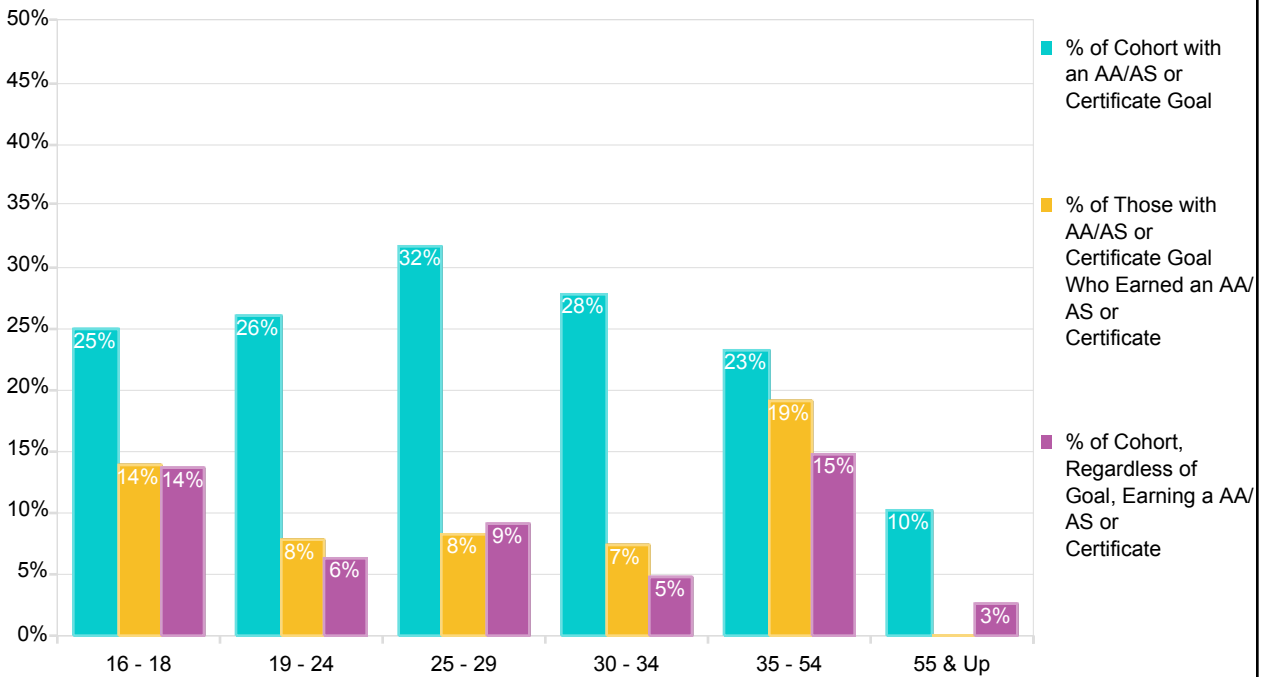
Count and Percentage Tracking of the Fall 2003 Matriculated First-Time College Cohort for AA/AS Degree or Certificate Goals and AA/AS or Certificate Awards within Six Years by Age Group

Age Group	Count of Fall Cohort	Count of Cohort with AA/AS or Certificate Goal	Percent of Cohort with AA/AS or Certificate Goal	Count of Cohort with AA/AS or Certificate Goal Who Earned an AA/AS or Certificate	Percent of Those with AA/AS or Certificate Goal Who Earned an AA/AS or Certificate	Count of Cohort, Regardless of Goal, Earning a Degree or Certificate	Percent of Cohort, Regardless of Goal, Earning a Degree or Certificate
16 - 18	139	46	33%	2	4%	8	6%
19 - 24	353	111	31%	7	6%	19	5%
25 - 29	84	34	40%	3	9%	7	8%
30 - 34	43	16	37%	6	38%	7	16%
35 - 54	51	18	35%	4	22%	7	14%
55 & Up	6	1	17%	0	0%	0	0%
Totals	676	226	33%	22	10%	48	7%

Note: The cohort consists of Fall students enrolled at census with an Enrollment Status of "First-Time College" and with a Matriculation Status of "Matriculated." The student's goal is the Informed or Matriculation Goal with values of 1, 3, 4, or 5, i.e., the goals of Transfer with an AA/AS, AA/AS General Education, AA/AS Vocational, or Certificate. Students are individually tracked to determine the number of the cohort, the number of those with the indicated goals who earn an AA/AS degree or Certificate at any Peralta CCD college, and the number who, regardless of goal, earn an AA/AS degree or Certificate at any Peralta CCD college within the indicated number of years.

Laney College

Percentages of the Fall 2003 First-Time College Cohort with AA/AS or Certificate Goals, Those with Goals Earning an Award, and Those Earning an Award Regardless of Goal within Six Years by Age Group

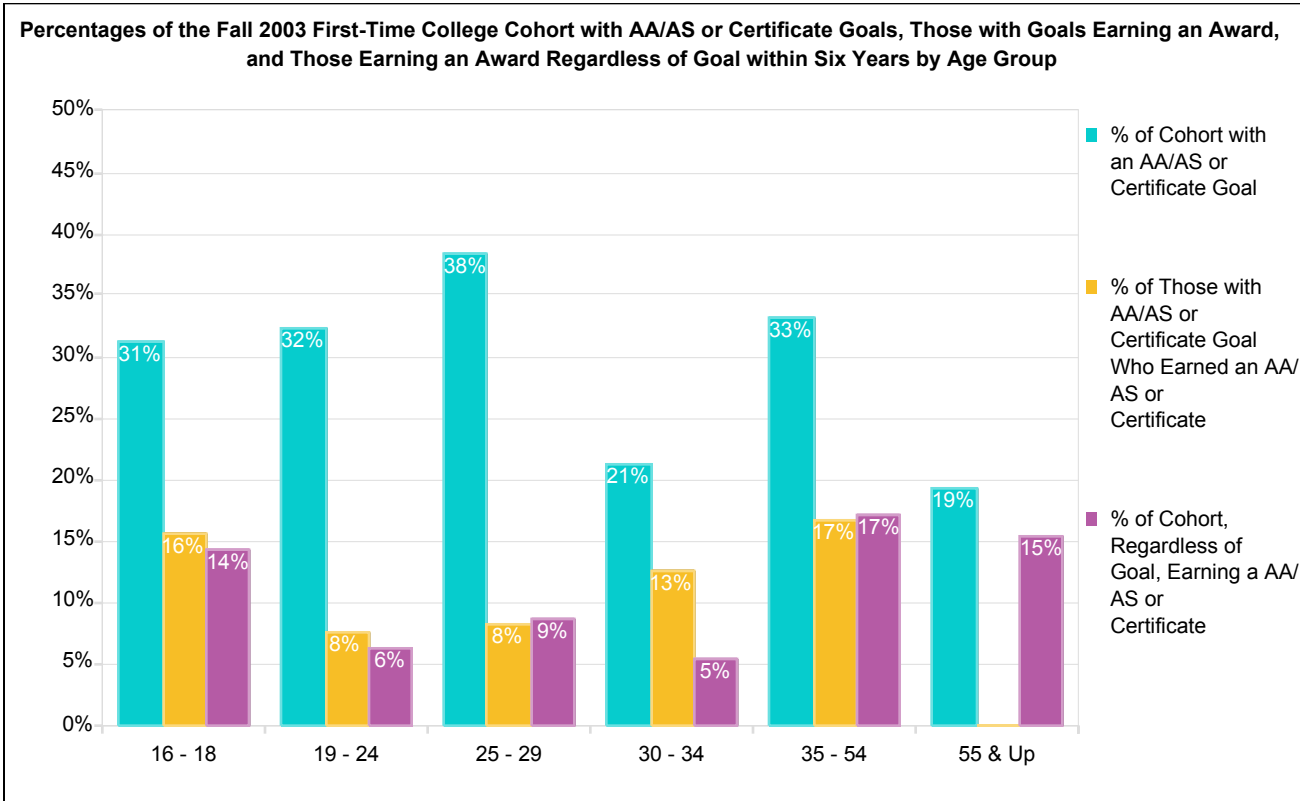


Count and Percentage Tracking of the Fall 2003 Matriculated First-Time College Cohort for AA/AS Degree or Certificate Goals and AA/AS or Certificate Awards within Six Years by Age Group

Age Group	Count of Fall Cohort	Count of Cohort with AA/AS or Certificate Goal	Percent of Cohort with AA/AS or Certificate Goal	Count of Cohort with AA/AS or Certificate Goal Who Earned an AA/AS or Certificate	Percent of Those with AA/AS or Certificate Goal Who Earned an AA/AS or Certificate	Count of Cohort, Regardless of Goal, Earning a Degree or Certificate	Percent of Cohort, Regardless of Goal, Earning a Degree or Certificate
16 - 18	637	159	25%	22	14%	87	14%
19 - 24	976	254	26%	20	8%	61	6%
25 - 29	266	84	32%	7	8%	24	9%
30 - 34	148	41	28%	3	7%	7	5%
35 - 54	250	58	23%	11	19%	37	15%
55 & Up	39	4	10%	0	0%	1	3%
Totals	2,316	600	26%	63	11%	217	9%

Note: The cohort consists of Fall students enrolled at census with an Enrollment Status of "First-Time College" and with a Matriculation Status of "Matriculated." The student's goal is the Informed or Matriculation Goal with values of 1, 3, 4, or 5, i.e., the goals of Transfer with an AA/AS, AA/AS General Education, AA/AS Vocational, or Certificate. Students are individually tracked to determine the number of the cohort, the number of those with the indicated goals who earn an AA/AS degree or Certificate at any Peralta CCD college, and the number who, regardless of goal, earn an AA/AS degree or Certificate at any Peralta CCD college within the indicated number of years.

Merritt College

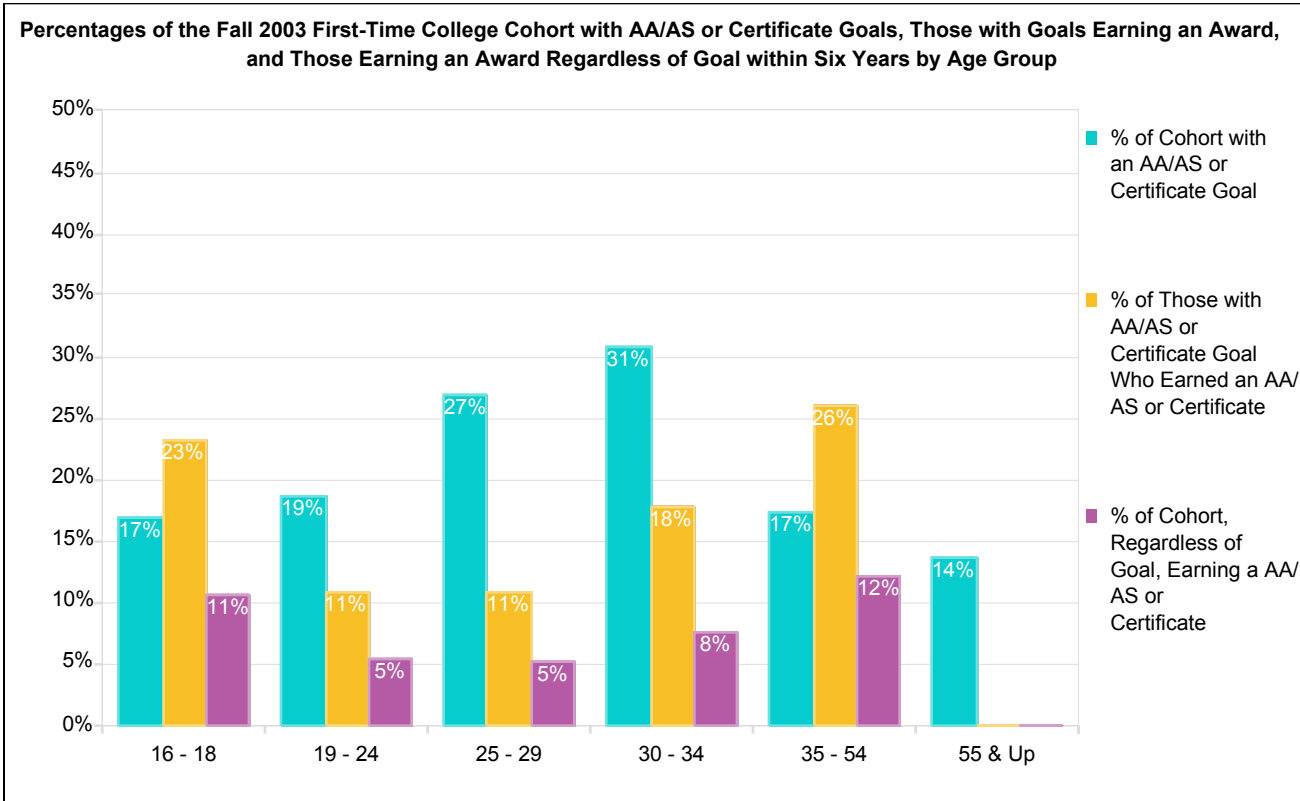


Count and Percentage Tracking of the Fall 2003 Matriculated First-Time College Cohort for AA/AS Degree or Certificate Goals and AA/AS or Certificate Awards within Six Years by Age Group

Age Group	Count of Fall Cohort	Count of Cohort with AA/AS or Certificate Goal	Percent of Cohort with AA/AS or Certificate Goal	Count of Cohort with AA/AS or Certificate Goal Who Earned an AA/AS or Certificate	Percent of Those with AA/AS or Certificate Goal Who Earned an AA/AS or Certificate	Count of Cohort, Regardless of Goal, Earning a Degree or Certificate	Percent of Cohort, Regardless of Goal, Earning a Degree or Certificate
16 - 18	288	90	31%	14	16%	41	14%
19 - 24	408	132	32%	10	8%	26	6%
25 - 29	128	49	38%	4	8%	11	9%
30 - 34	75	16	21%	2	13%	4	5%
35 - 54	163	54	33%	9	17%	28	17%
55 & Up	26	5	19%	0	0%	4	15%
Totals	1,088	346	32%	39	11%	114	10%

Note: The cohort consists of Fall students enrolled at census with an Enrollment Status of "First-Time College" and with a Matriculation Status of "Matriculated." The student's goal is the Informed or Matriculation Goal with values of 1, 3, 4, or 5, i.e., the goals of Transfer with an AA/AS, AA/AS General Education, AA/AS Vocational, or Certificate. Students are individually tracked to determine the number of the cohort, the number of those with the indicated goals who earn an AA/AS degree or Certificate at any Peralta CCD college, and the number who, regardless of goal, earn an AA/AS degree or Certificate at any Peralta CCD college within the indicated number of years.

Peralta Community College District



Count and Percentage Tracking of the Fall 2003 Matriculated First-Time College Cohort for AA/AS Degree or Certificate Goals and AA/AS or Certificate Awards within Six Years by Age Group

Age Group	Count of Fall Cohort	Count of Cohort with AA/AS or Certificate Goal	Percent of Cohort with AA/AS or Certificate Goal	Count of Cohort with AA/AS or Certificate Goal Who Earned an AA/AS or Certificate	Percent of Those with AA/AS or Certificate Goal Who Earned an AA/AS or Certificate	Count of Cohort, Regardless of Goal, Earning a Degree or Certificate	Percent of Cohort, Regardless of Goal, Earning a Degree or Certificate
16 - 18	507	86	17%	20	23%	54	11%
19 - 24	641	120	19%	13	11%	35	5%
25 - 29	137	37	27%	4	11%	7	5%
30 - 34	91	28	31%	5	18%	7	8%
35 - 54	133	23	17%	6	26%	16	12%
55 & Up	22	3	14%	0	0%	0	0%
Totals	1,531	297	19%	48	16%	119	8%

Note: The cohort consists of Fall students enrolled at census with an Enrollment Status of "First-Time College" and with a Matriculation Status of "Matriculated." The student's goal is the Informed or Matriculation Goal with values of 1, 3, 4, or 5, i.e., the goals of Transfer with an AA/AS, AA/AS General Education, AA/AS Vocational, or Certificate. Students are individually tracked to determine the number of the cohort, the number of those with the indicated goals who earn an AA/AS degree or Certificate at any Peralta CCD college, and the number who, regardless of goal, earn an AA/AS degree or Certificate at any Peralta CCD college within the indicated number of years.