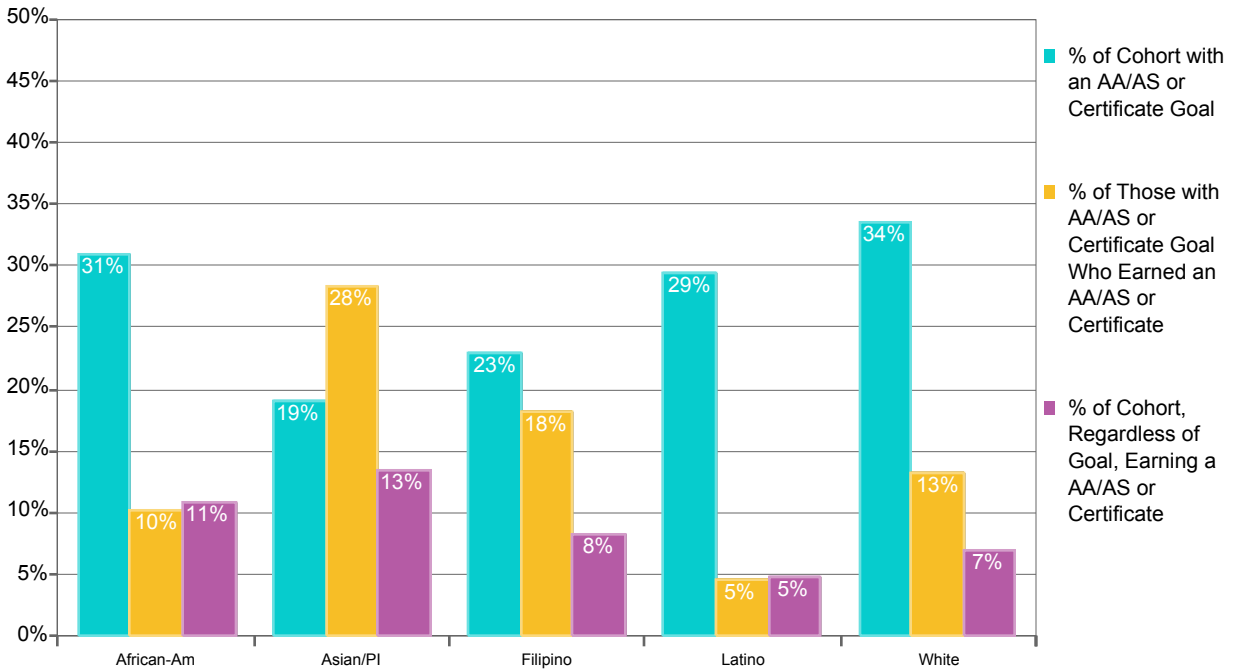


**College of Alameda**

**Percentages of the Fall 2003 First-Time College Cohort with AA/AS or Certificate Goals, Those with Goals Earning an Award, and Those Earning an Award Regardless of Goal within Six Years by Ethnicity**

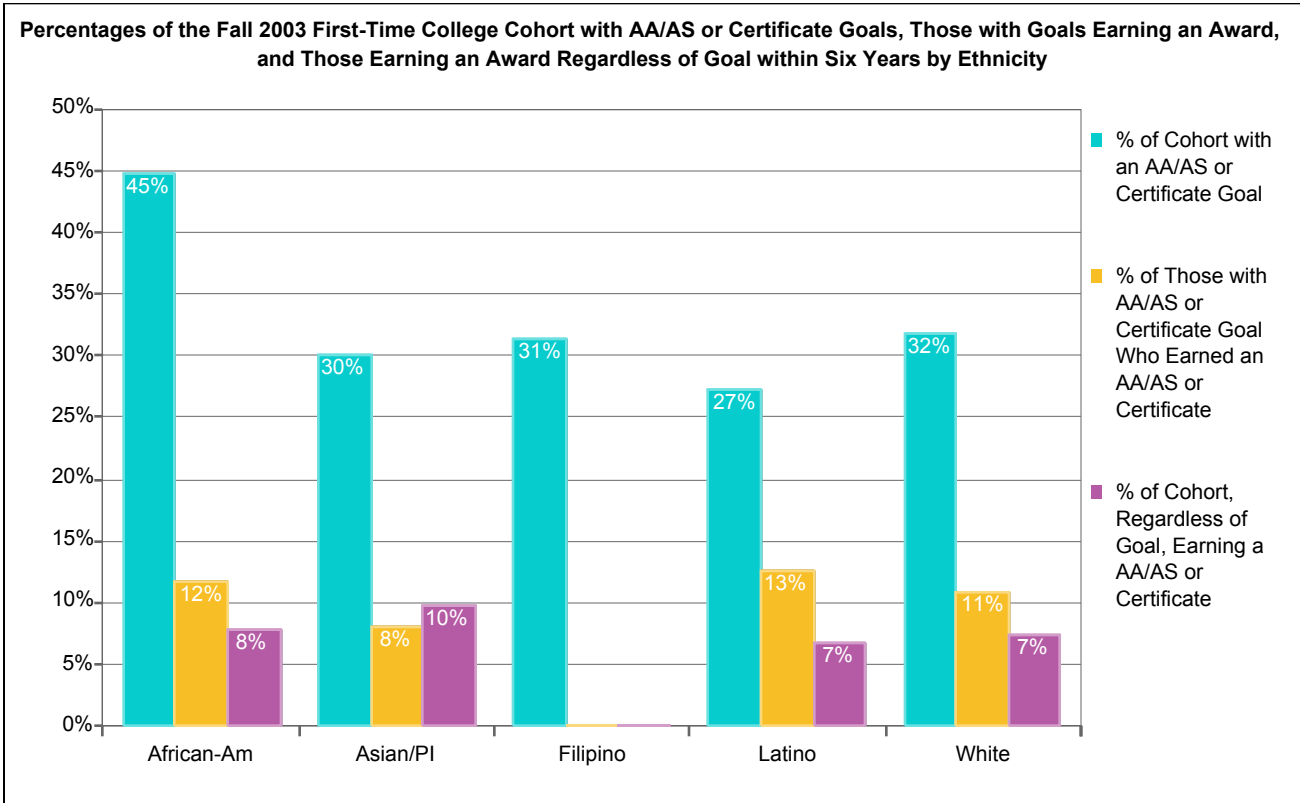


**Count and Percentage Tracking of the Fall 2003 Matriculated First-Time College Cohort for AA/AS Degree or Certificate Goals and AA/AS or Certificate Awards within Six Years by Ethnicity**

Ethnicity	Count of Fall Cohort	Count of Cohort with AA/AS or Certificate Goal	Percent of Cohort with AA/AS or Certificate Goal	Count of Cohort with AA/AS or Certificate Goal Who Earned an AA/AS or Certificate	Percent of Those with AA/AS or Certificate Goal Who Earned an AA/AS or Certificate	Count of Cohort, Regardless of Goal, Earning a Degree or Certificate	Percent of Cohort, Regardless of Goal, Earning a Degree or Certificate
African-Am	256	79	31%	8	10%	28	11%
Asian/PI	389	74	19%	21	28%	52	13%
Filipino	48	11	23%	2	18%	4	8%
Latino	146	43	29%	2	5%	7	5%
Native Am	6	2	33%	0	0%	0	0%
Other/Unkw	77	16	21%	2	13%	6	8%
White	158	53	34%	7	13%	11	7%
<b>Totals</b>	<b>1,080</b>	<b>278</b>	<b>26%</b>	<b>42</b>	<b>15%</b>	<b>108</b>	<b>10%</b>

Note: The cohort consists of Fall students enrolled at census with an Enrollment Status of "First-Time College" and with a Matriculation Status of "Matriculated." The student's goal is the Informed or Matriculation Goal with values of 1, 3, 4, or 5, i.e., the goals of Transfer with an AA/AS, AA/AS General Education, AA/AS Vocational, or Certificate. Students are individually tracked to determine the number of the cohort, the number of those with the indicated goals who earn an AA/AS degree or Certificate at any Peralta CCD college, and the number who, regardless of goal, earn an AA/AS degree or Certificate at any Peralta CCD college within the indicated number of years.

## Berkeley City College

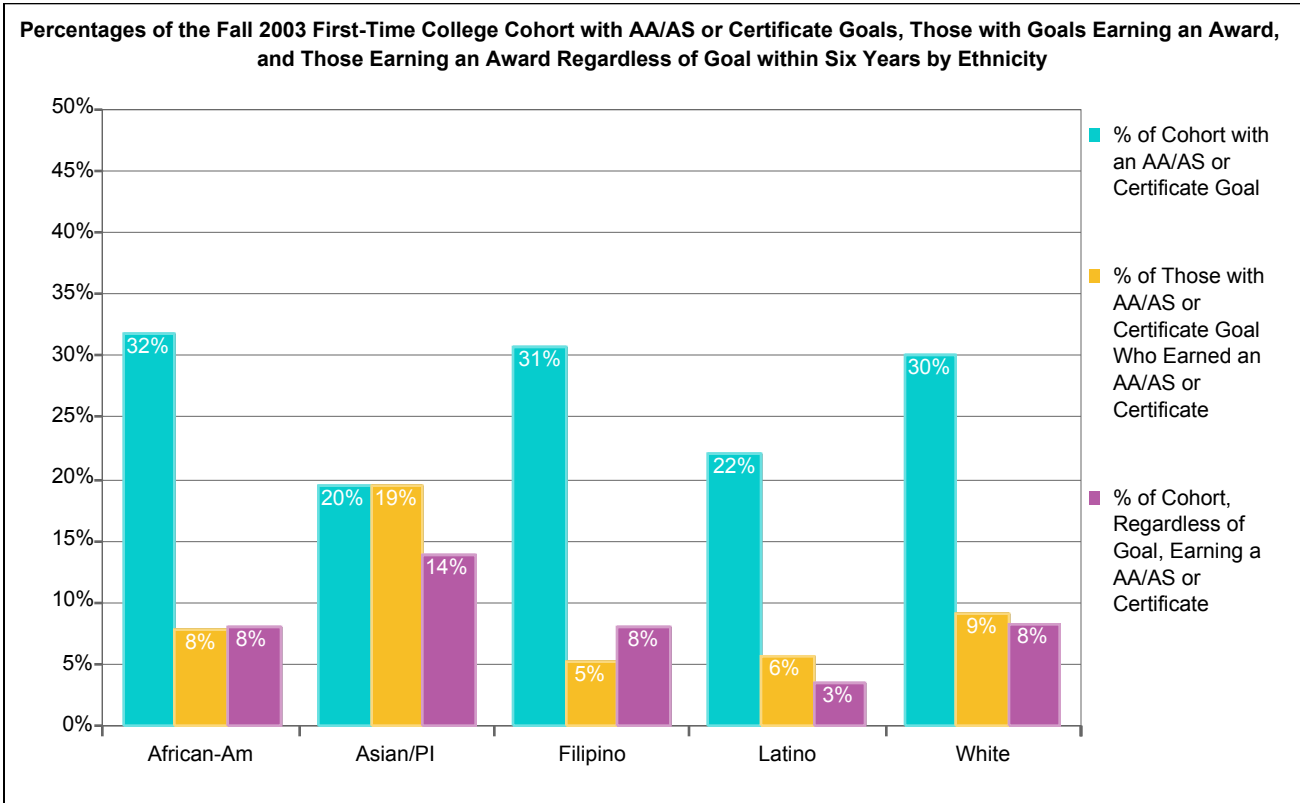


**Count and Percentage Tracking of the Fall 2003 Matriculated First-Time College Cohort for AA/AS Degree or Certificate Goals and AA/AS or Certificate Awards within Six Years by Ethnicity**

Ethnicity	Count of Fall Cohort	Count of Cohort with AA/AS or Certificate Goal	Percent of Cohort with AA/AS or Certificate Goal	Count of Cohort with AA/AS or Certificate Goal Who Earned an AA/AS or Certificate	Percent of Those with AA/AS or Certificate Goal Who Earned an AA/AS or Certificate	Count of Cohort, Regardless of Goal, Earning a Degree or Certificate	Percent of Cohort, Regardless of Goal, Earning a Degree or Certificate
African-Am	114	51	45%	6	12%	9	8%
Asian/PI	123	37	30%	3	8%	12	10%
Filipino	16	5	31%	0	0%	0	0%
Latino	88	24	27%	3	13%	6	7%
Native Am	5	1	20%	0	0%	0	0%
Other/Unkw	100	35	35%	2	6%	4	4%
White	230	73	32%	8	11%	17	7%
<b>Totals</b>	<b>676</b>	<b>226</b>	<b>33%</b>	<b>22</b>	<b>10%</b>	<b>48</b>	<b>7%</b>

Note: The cohort consists of Fall students enrolled at census with an Enrollment Status of "First-Time College" and with a Matriculation Status of "Matriculated." The student's goal is the Informed or Matriculation Goal with values of 1, 3, 4, or 5, i.e., the goals of Transfer with an AA/AS, AA/AS General Education, AA/AS Vocational, or Certificate. Students are individually tracked to determine the number of the cohort, the number of those with the indicated goals who earn an AA/AS degree or Certificate at any Peralta CCD college, and the number who, regardless of goal, earn an AA/AS degree or Certificate at any Peralta CCD college within the indicated number of years.

## Laney College

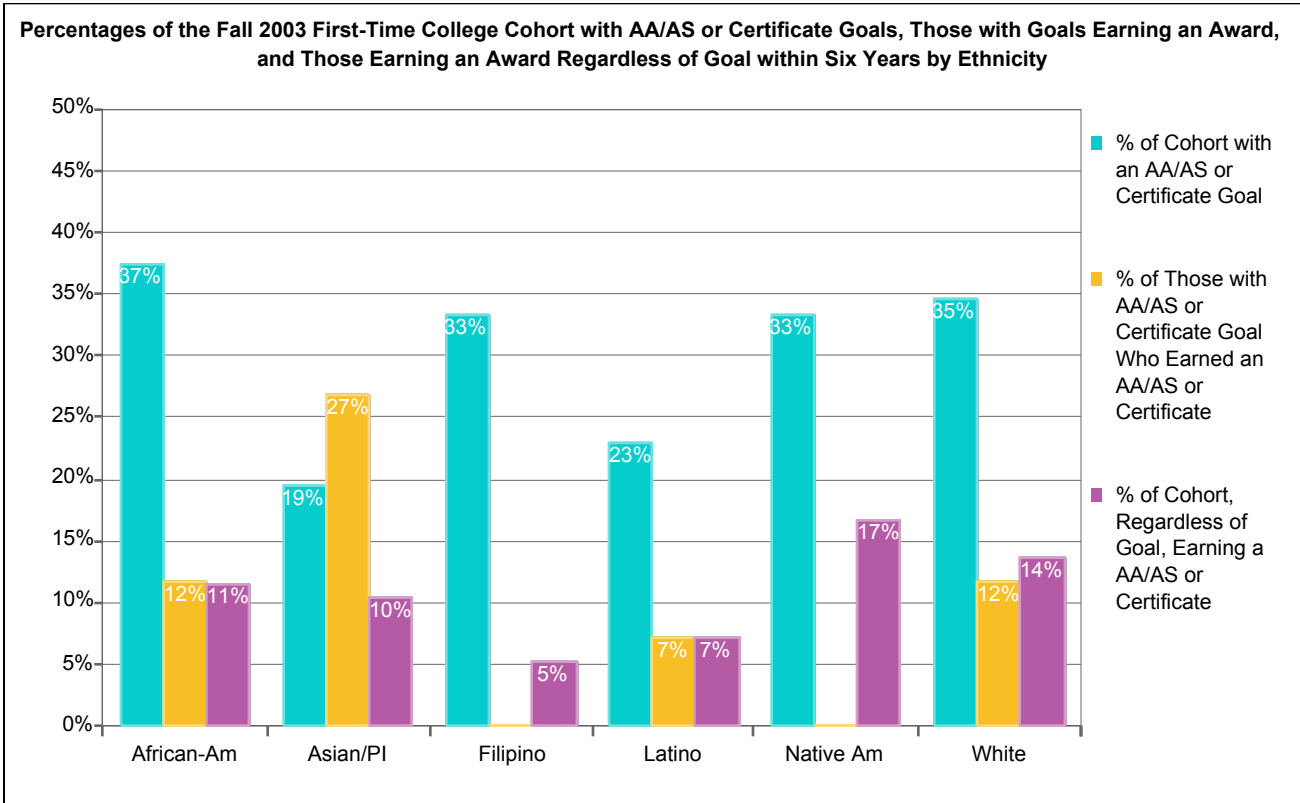


**Count and Percentage Tracking of the Fall 2003 Matriculated First-Time College Cohort for AA/AS Degree or Certificate Goals and AA/AS or Certificate Awards within Six Years by Ethnicity**

Ethnicity	Count of Fall Cohort	Count of Cohort with AA/AS or Certificate Goal	Percent of Cohort with AA/AS or Certificate Goal	Count of Cohort with AA/AS or Certificate Goal Who Earned an AA/AS or Certificate	Percent of Those with AA/AS or Certificate Goal Who Earned an AA/AS or Certificate	Count of Cohort, Regardless of Goal, Earning a Degree or Certificate	Percent of Cohort, Regardless of Goal, Earning a Degree or Certificate
African-Am	675	215	32%	17	8%	55	8%
Asian/PI	761	149	20%	29	19%	106	14%
Filipino	62	19	31%	1	5%	5	8%
Latino	325	72	22%	4	6%	11	3%
Native Am	19	2	11%	0	0%	1	5%
Other/Unkw	185	56	30%	4	7%	15	8%
White	289	87	30%	8	9%	24	8%
<b>Totals</b>	<b>2,316</b>	<b>600</b>	<b>26%</b>	<b>63</b>	<b>11%</b>	<b>217</b>	<b>9%</b>

Note: The cohort consists of Fall students enrolled at census with an Enrollment Status of "First-Time College" and with a Matriculation Status of "Matriculated." The student's goal is the Informed or Matriculation Goal with values of 1, 3, 4, or 5, i.e., the goals of Transfer with an AA/AS, AA/AS General Education, AA/AS Vocational, or Certificate. Students are individually tracked to determine the number of the cohort, the number of those with the indicated goals who earn an AA/AS degree or Certificate at any Peralta CCD college, and the number who, regardless of goal, earn an AA/AS degree or Certificate at any Peralta CCD college within the indicated number of years.

## Merritt College

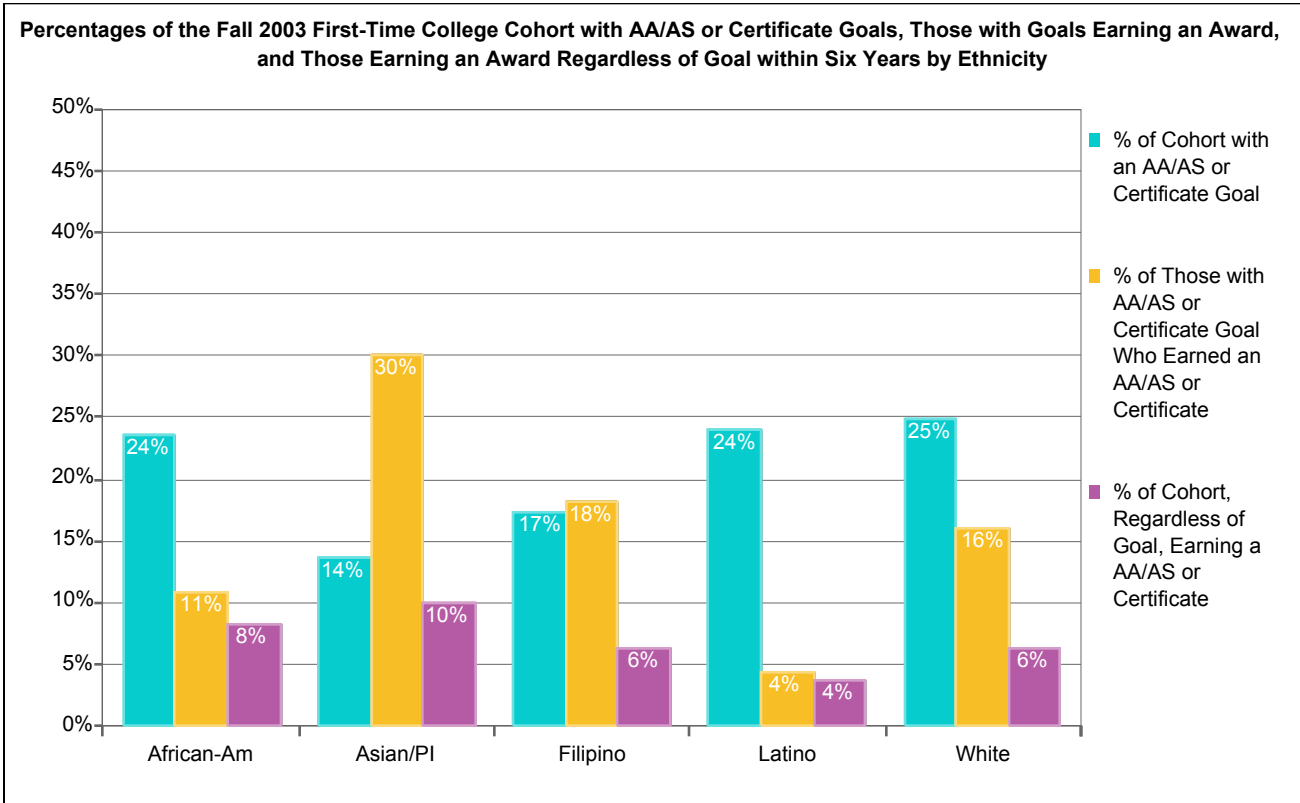


**Count and Percentage Tracking of the Fall 2003 Matriculated First-Time College Cohort for AA/AS Degree or Certificate Goals and AA/AS or Certificate Awards within Six Years by Ethnicity**

Ethnicity	Count of Fall Cohort	Count of Cohort with AA/AS or Certificate Goal	Percent of Cohort with AA/AS or Certificate Goal	Count of Cohort with AA/AS or Certificate Goal Who Earned an AA/AS or Certificate	Percent of Those with AA/AS or Certificate Goal Who Earned an AA/AS or Certificate	Count of Cohort, Regardless of Goal, Earning a Degree or Certificate	Percent of Cohort, Regardless of Goal, Earning a Degree or Certificate
African-Am	436	163	37%	19	12%	50	11%
Asian/PI	134	26	19%	7	27%	14	10%
Filipino	39	13	33%	0	0%	2	5%
Latino	240	55	23%	4	7%	17	7%
Native Am	6	2	33%	0	0%	1	17%
Other/Unkw	86	36	42%	3	8%	10	12%
White	147	51	35%	6	12%	20	14%
<b>Totals</b>	<b>1,088</b>	<b>346</b>	<b>32%</b>	<b>39</b>	<b>11%</b>	<b>114</b>	<b>10%</b>

Note: The cohort consists of Fall students enrolled at census with an Enrollment Status of "First-Time College" and with a Matriculation Status of "Matriculated." The student's goal is the Informed or Matriculation Goal with values of 1, 3, 4, or 5, i.e., the goals of Transfer with an AA/AS, AA/AS General Education, AA/AS Vocational, or Certificate. Students are individually tracked to determine the number of the cohort, the number of those with the indicated goals who earn an AA/AS degree or Certificate at any Peralta CCD college, and the number who, regardless of goal, earn an AA/AS degree or Certificate at any Peralta CCD college within the indicated number of years.

## Peralta Community College District



**Count and Percentage Tracking of the Fall 2003 Matriculated First-Time College Cohort for AA/AS Degree or Certificate Goals and AA/AS or Certificate Awards within Six Years by Ethnicity**

Ethnicity	Count of Fall Cohort	Count of Cohort with AA/AS or Certificate Goal	Percent of Cohort with AA/AS or Certificate Goal	Count of Cohort with AA/AS or Certificate Goal Who Earned an AA/AS or Certificate	Percent of Those with AA/AS or Certificate Goal Who Earned an AA/AS or Certificate	Count of Cohort, Regardless of Goal, Earning a Degree or Certificate	Percent of Cohort, Regardless of Goal, Earning a Degree or Certificate
African-Am	352	83	24%	9	11%	29	8%
Asian/PI	586	80	14%	24	30%	59	10%
Filipino	63	11	17%	2	18%	4	6%
Latino	192	46	24%	2	4%	7	4%
Native Am	7	2	29%	0	0%	0	0%
Other/Unkw	106	19	18%	2	11%	6	6%
White	225	56	25%	9	16%	14	6%
<b>Totals</b>	<b>1,531</b>	<b>297</b>	<b>19%</b>	<b>48</b>	<b>16%</b>	<b>119</b>	<b>8%</b>

Note: The cohort consists of Fall students enrolled at census with an Enrollment Status of "First-Time College" and with a Matriculation Status of "Matriculated." The student's goal is the Informed or Matriculation Goal with values of 1, 3, 4, or 5, i.e., the goals of Transfer with an AA/AS, AA/AS General Education, AA/AS Vocational, or Certificate. Students are individually tracked to determine the number of the cohort, the number of those with the indicated goals who earn an AA/AS degree or Certificate at any Peralta CCD college, and the number who, regardless of goal, earn an AA/AS degree or Certificate at any Peralta CCD college within the indicated number of years.