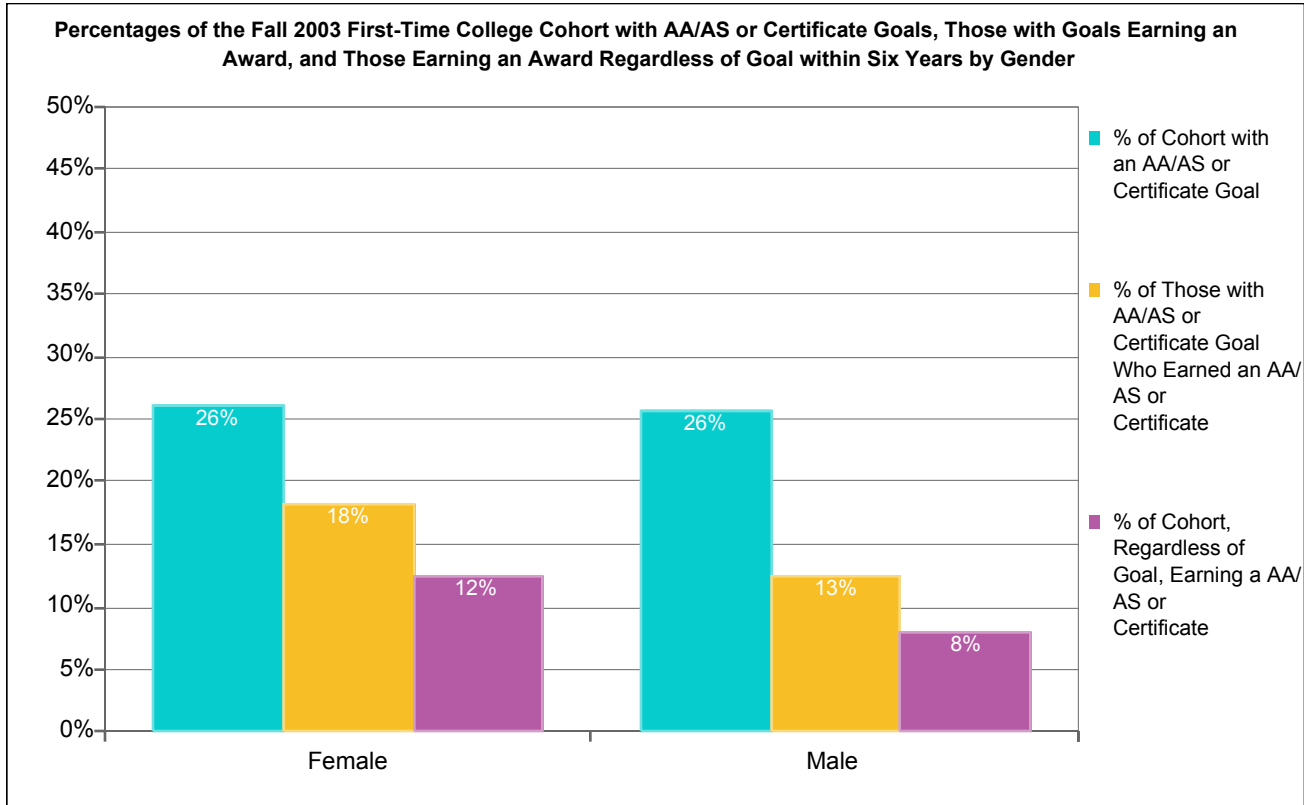


College of Alameda



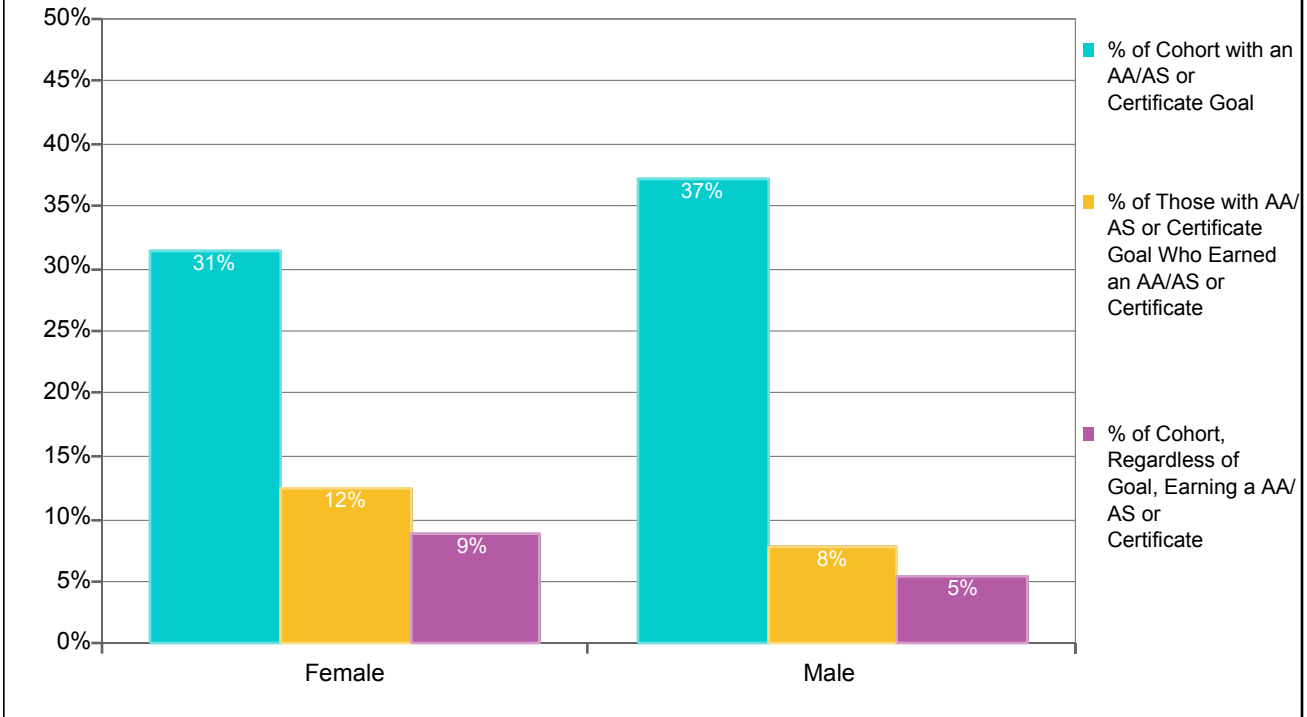
Count and Percentage Tracking of the Fall 2003 Matriculated First-Time College Cohort for AA/AS Degree or Certificate Goals and AA/AS or Certificate Awards within Six Years by Gender

Gender	Count of Fall Cohort	Count of Cohort with AA/AS or Certificate Goal	Percent of Cohort with AA/AS or Certificate Goal	Count of Cohort with AA/AS or Certificate Goal Who Earned an AA/AS or Certificate	Percent of Those with AA/AS or Certificate Goal Who Earned an AA/AS or Certificate	Count of Cohort, Regardless of Goal, Earning a Degree or Certificate	Percent of Cohort, Regardless of Goal, Earning a Degree or Certificate
Female	526	137	26%	25	18%	65	12%
Male	528	136	26%	17	13%	42	8%
Unkwn	26	5	19%	0	0%	1	4%
Totals	1,080	278	26%	42	15%	108	10%

Note: The cohort consists of Fall students enrolled at census with an Enrollment Status of "First-Time College" and with a Matriculation Status of "Matriculated." The student's goal is the Informed or Matriculation Goal with values of 1, 3, 4, or 5, i.e., the goals of Transfer with an AA/AS, AA/AS General Education, AA/AS Vocational, or Certificate. Students are individually tracked to determine the number of the cohort, the number of those with the indicated goals who earn an AA/AS degree or Certificate at any Peralta CCD college, and the number who, regardless of goal, earn an AA/AS degree or Certificate at any Peralta CCD college within the indicated number of years.

Berkeley City College

Percentages of the Fall 2003 First-Time College Cohort with AA/AS or Certificate Goals, Those with Goals Earning an Award, and Those Earning an Award Regardless of Goal within Six Years by Gender

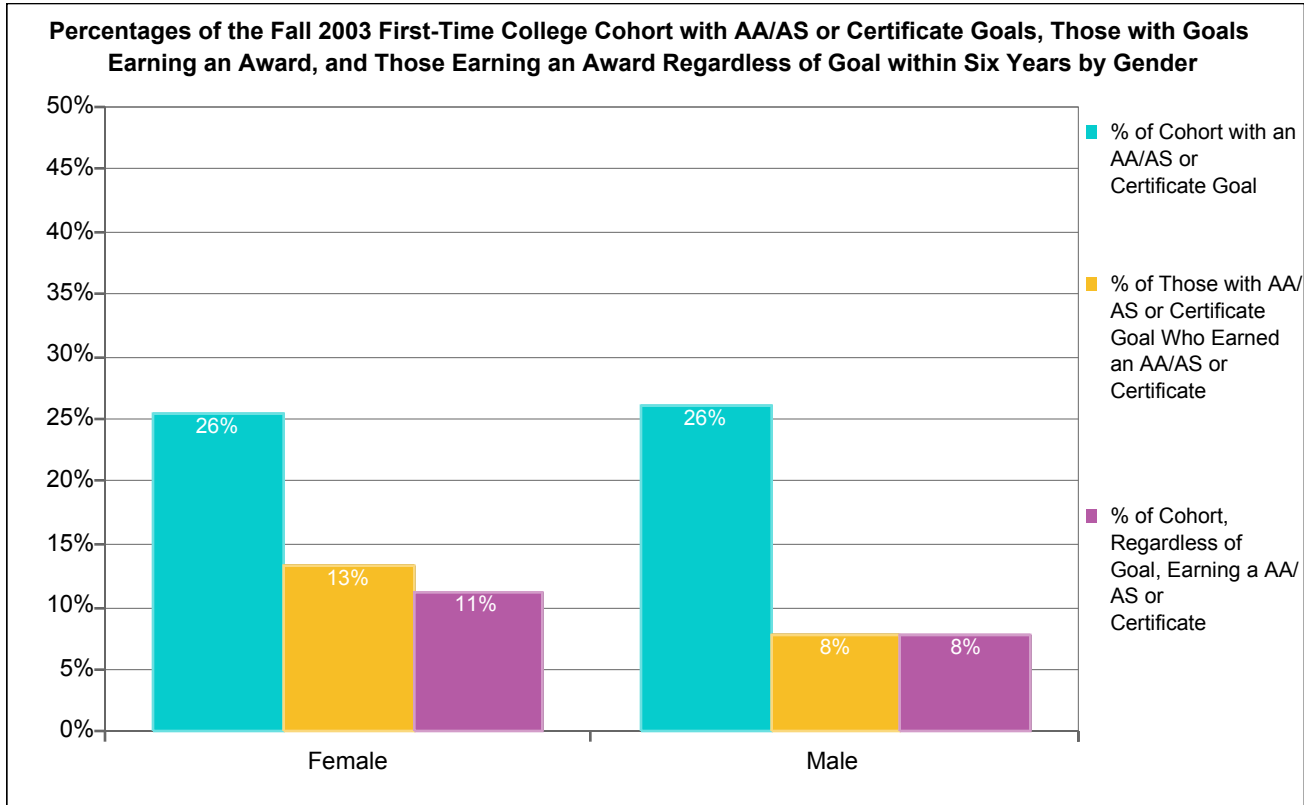


Count and Percentage Tracking of the Fall 2003 Matriculated First-Time College Cohort for AA/AS Degree or Certificate Goals and AA/AS or Certificate Awards within Six Years by Gender

Gender	Count of Fall Cohort	Count of Cohort with AA/AS or Certificate Goal	Percent of Cohort with AA/AS or Certificate Goal	Count of Cohort with AA/AS or Certificate Goal Who Earned an AA/AS or Certificate	Percent of Those with AA/AS or Certificate Goal Who Earned an AA/AS or Certificate	Count of Cohort, Regardless of Goal, Earning a Degree or Certificate	Percent of Cohort, Regardless of Goal, Earning a Degree or Certificate
Female	361	113	31%	14	12%	32	9%
Male	277	103	37%	8	8%	15	5%
Unkwn	38	10	26%	0	0%	1	3%
Totals	676	226	33%	22	10%	48	7%

Note: The cohort consists of Fall students enrolled at census with an Enrollment Status of "First-Time College" and with a Matriculation Status of "Matriculated." The student's goal is the Informed or Matriculation Goal with values of 1, 3, 4, or 5, i.e., the goals of Transfer with an AA/AS, AA/AS General Education, AA/AS Vocational, or Certificate. Students are individually tracked to determine the number of the cohort, the number of those with the indicated goals who earn an AA/AS degree or Certificate at any Peralta CCD college, and the number who, regardless of goal, earn an AA/AS degree or Certificate at any Peralta CCD college within the indicated number of years.

Laney College

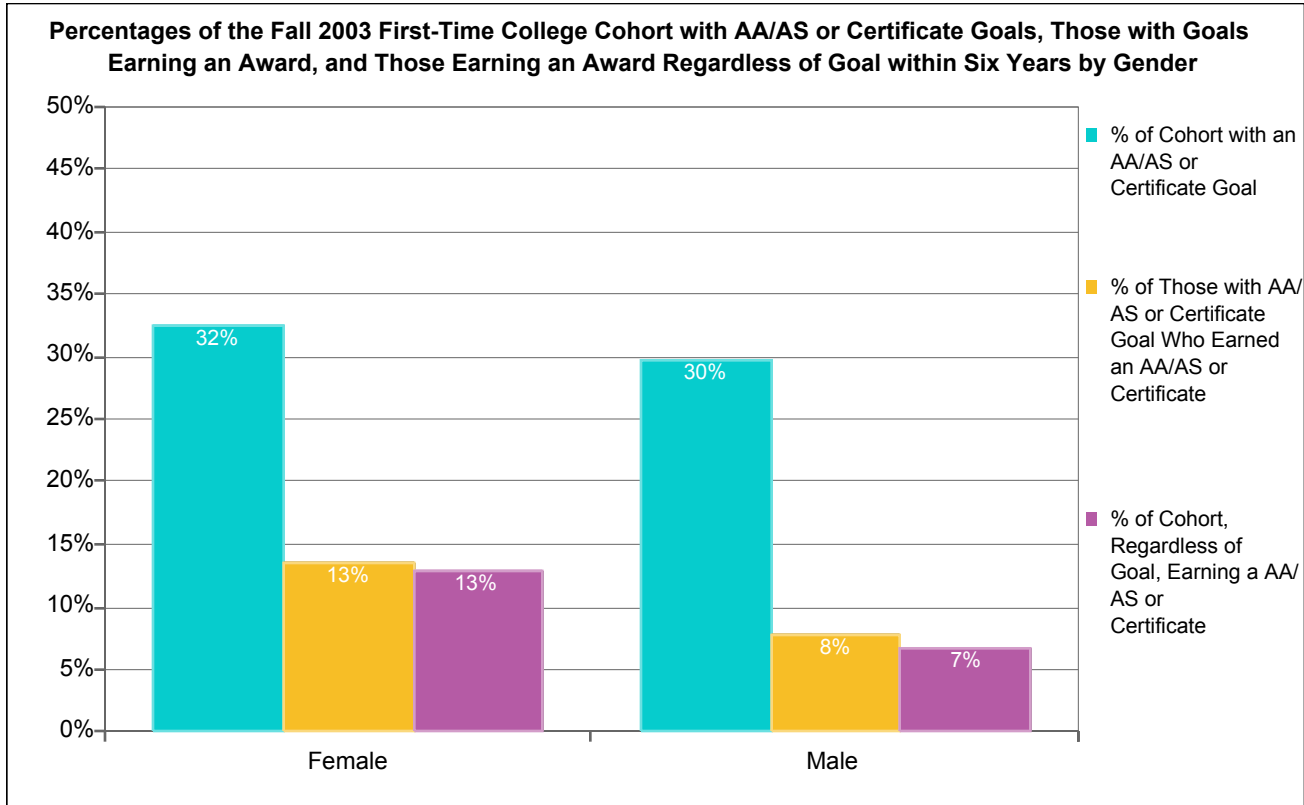


Count and Percentage Tracking of the Fall 2003 Matriculated First-Time College Cohort for AA/AS Degree or Certificate Goals and AA/AS or Certificate Awards within Six Years by Gender

Gender	Count of Fall Cohort	Count of Cohort with AA/AS or Certificate Goal	Percent of Cohort with AA/AS or Certificate Goal	Count of Cohort with AA/AS or Certificate Goal Who Earned an AA/AS or Certificate	Percent of Those with AA/AS or Certificate Goal Who Earned an AA/AS or Certificate	Count of Cohort, Regardless of Goal, Earning a Degree or Certificate	Percent of Cohort, Regardless of Goal, Earning a Degree or Certificate
Female	1,202	307	26%	41	13%	134	11%
Male	1,046	273	26%	21	8%	81	8%
Unkwn	68	20	29%	1	5%	2	3%
Totals	2,316	600	26%	63	11%	217	9%

Note: The cohort consists of Fall students enrolled at census with an Enrollment Status of "First-Time College" and with a Matriculation Status of "Matriculated." The student's goal is the Informed or Matriculation Goal with values of 1, 3, 4, or 5, i.e., the goals of Transfer with an AA/AS, AA/AS General Education, AA/AS Vocational, or Certificate. Students are individually tracked to determine the number of the cohort, the number of those with the indicated goals who earn an AA/AS degree or Certificate at any Peralta CCD college, and the number who, regardless of goal, earn an AA/AS degree or Certificate at any Peralta CCD college within the indicated number of years.

Merritt College

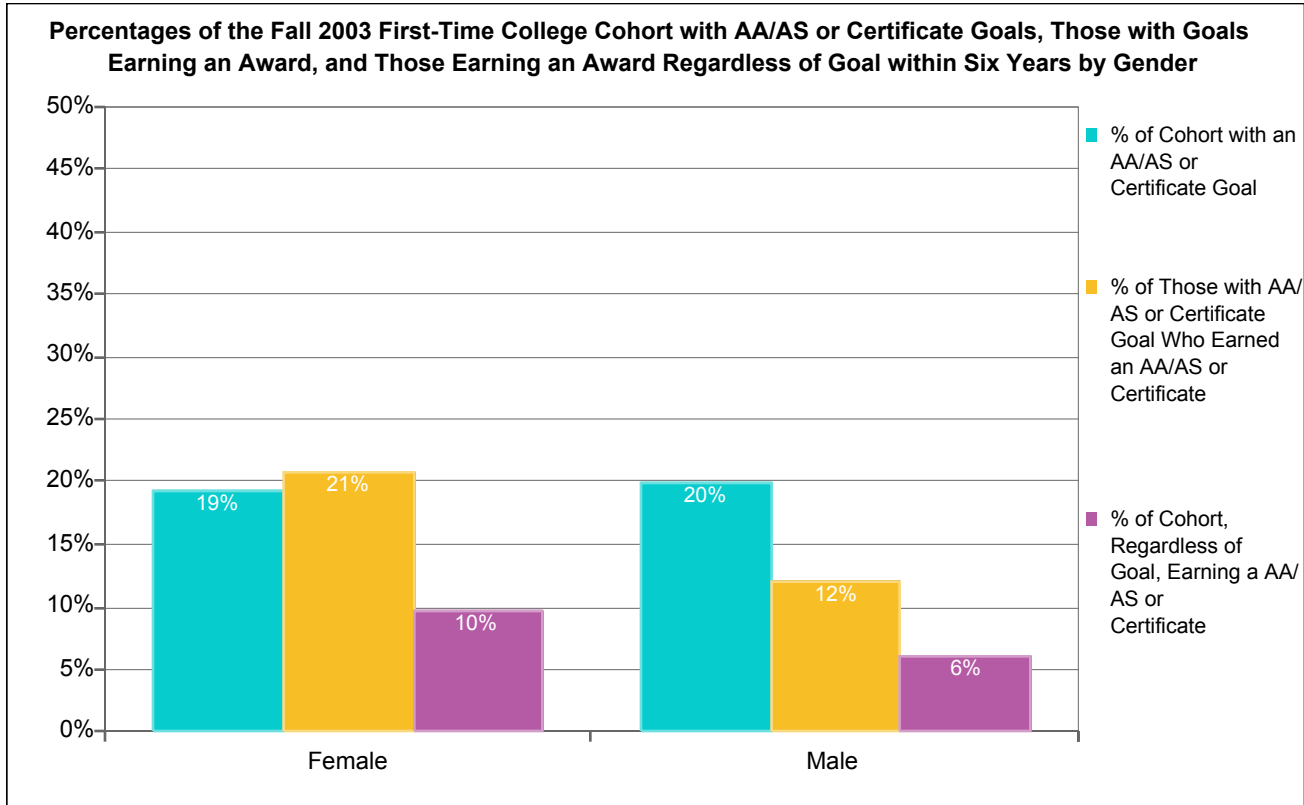


Count and Percentage Tracking of the Fall 2003 Matriculated First-Time College Cohort for AA/AS Degree or Certificate Goals and AA/AS or Certificate Awards within Six Years by Gender

Gender	Count of Fall Cohort	Count of Cohort with AA/AS or Certificate Goal	Percent of Cohort with AA/AS or Certificate Goal	Count of Cohort with AA/AS or Certificate Goal Who Earned an AA/AS or Certificate	Percent of Those with AA/AS or Certificate Goal Who Earned an AA/AS or Certificate	Count of Cohort, Regardless of Goal, Earning a Degree or Certificate	Percent of Cohort, Regardless of Goal, Earning a Degree or Certificate
Female	713	231	32%	31	13%	91	13%
Male	347	103	30%	8	8%	23	7%
Unkwn	28	12	43%	0	0%	0	0%
Totals	1,088	346	32%	39	11%	114	10%

Note: The cohort consists of Fall students enrolled at census with an Enrollment Status of "First-Time College" and with a Matriculation Status of "Matriculated." The student's goal is the Informed or Matriculation Goal with values of 1, 3, 4, or 5, i.e., the goals of Transfer with an AA/AS, AA/AS General Education, AA/AS Vocational, or Certificate. Students are individually tracked to determine the number of the cohort, the number of those with the indicated goals who earn an AA/AS degree or Certificate at any Peralta CCD college, and the number who, regardless of goal, earn an AA/AS degree or Certificate at any Peralta CCD college within the indicated number of years.

Peralta Community College District



Count and Percentage Tracking of the Fall 2003 Matriculated First-Time College Cohort for AA/AS Degree or Certificate Goals and AA/AS or Certificate Awards within Six Years by Gender

Gender	Count of Fall Cohort	Count of Cohort with AA/AS or Certificate Goal	Percent of Cohort with AA/AS or Certificate Goal	Count of Cohort with AA/AS or Certificate Goal Who Earned an AA/AS or Certificate	Percent of Those with AA/AS or Certificate Goal Who Earned an AA/AS or Certificate	Count of Cohort, Regardless of Goal, Earning a Degree or Certificate	Percent of Cohort, Regardless of Goal, Earning a Degree or Certificate
Female	771	149	19%	31	21%	74	10%
Male	718	143	20%	17	12%	44	6%
Unkwn	42	5	12%	0	0%	1	2%
Totals	1,531	297	19%	48	16%	119	8%

Note: The cohort consists of Fall students enrolled at census with an Enrollment Status of "First-Time College" and with a Matriculation Status of "Matriculated." The student's goal is the Informed or Matriculation Goal with values of 1, 3, 4, or 5, i.e., the goals of Transfer with an AA/AS, AA/AS General Education, AA/AS Vocational, or Certificate. Students are individually tracked to determine the number of the cohort, the number of those with the indicated goals who earn an AA/AS degree or Certificate at any Peralta CCD college, and the number who, regardless of goal, earn an AA/AS degree or Certificate at any Peralta CCD college within the indicated number of years.