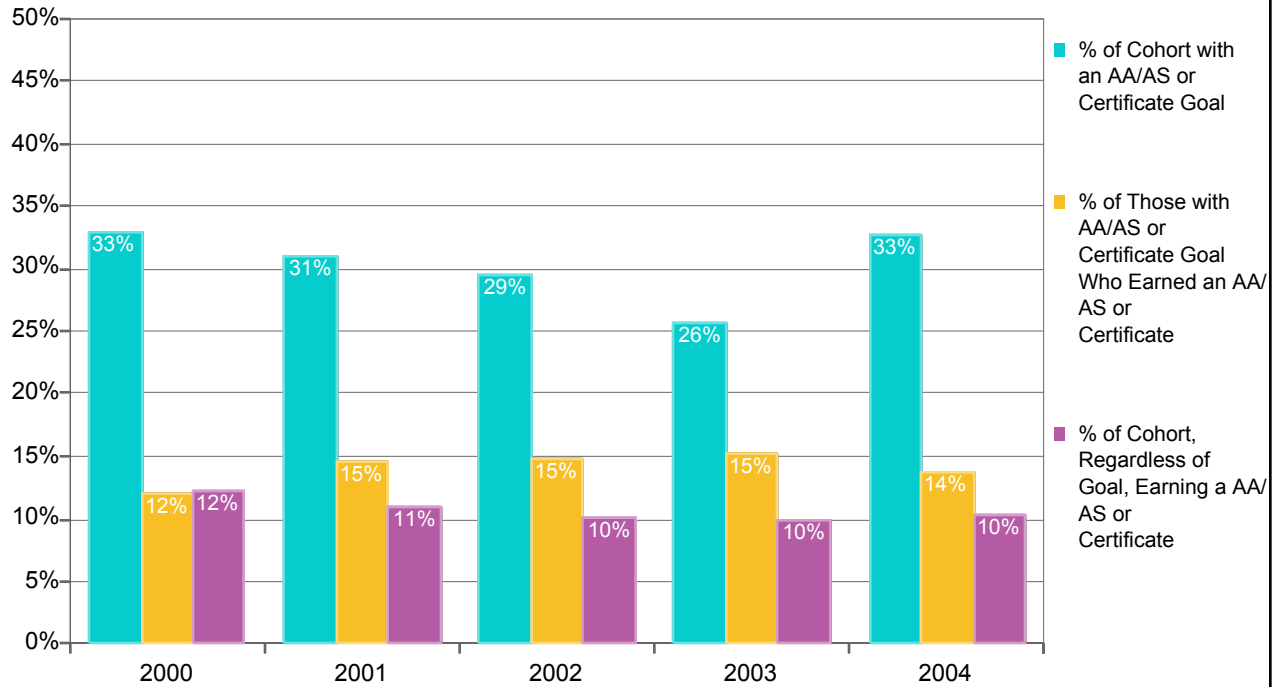


College of Alameda

Percentages of the Fall First-Time College Cohorts with AA/AS or Certificate Goals, Those with Goals Earning an Award, and Those Earning an Award Regardless of Goal within Six Years



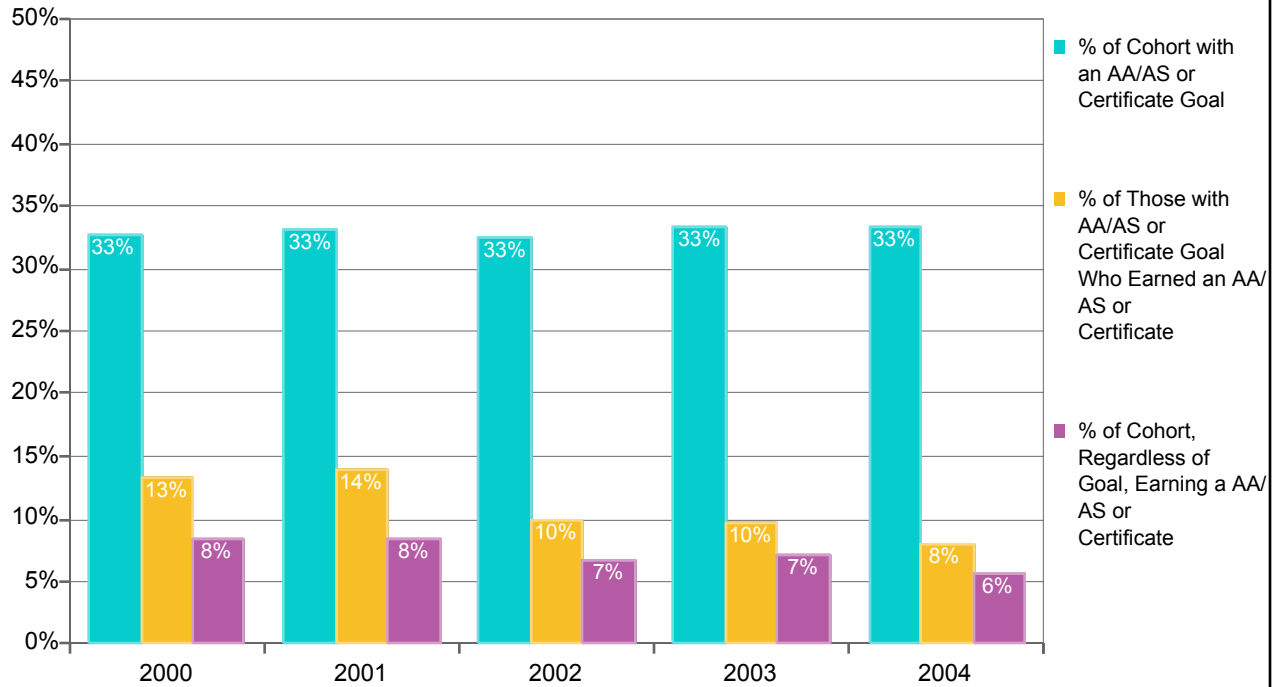
Count and Percentage Tracking of the Fall Matriculated First-Time College Cohorts for AA/AS Degree or Certificate Goals and AA/AS or Certificate Awards within Six Years

Fall First-time College Cohort	Count of Fall Cohort	Count of Cohort with AA/AS or Certificate Goal	Percent of Cohort with AA/AS or Certificate Goal	Count of Cohort with AA/AS or Certificate Goal Who Earned an AA/AS or Certificate	Percent of Those with AA/AS or Certificate Goal Who Earned an AA/AS or Certificate	Count of Cohort, Regardless of Goal, Earning a Degree or Certificate	Percent of Cohort, Regardless of Goal, Earning a Degree or Certificate
2000	909	300	33%	36	12%	111	12%
2001	1,036	322	31%	47	15%	114	11%
2002	1,053	310	29%	46	15%	107	10%
2003	1,080	278	26%	42	15%	108	10%
2004	913	299	33%	41	14%	94	10%
Totals	4,991	1,509	30%	212	14%	534	11%

Note: The cohort consists of Fall students enrolled at census with an Enrollment Status of "First-Time College" and with a Matriculation Status of "Matriculated." The student's goal is the Informed or Matriculation Goal with values of 1, 3, 4, or 5, i.e., the goals of Transfer with an AA/AS, AA/AS General Education, AA/AS Vocational, or Certificate. Students are individually tracked to determine the number of the cohort, the number of those with the indicated goals who earn an AA/AS degree or Certificate at any Peralta CCD college, and the number who, regardless of goal, earn an AA/AS degree or Certificate at any Peralta CCD college within the indicated number of years.

Berkeley City College

Percentages of the Fall First-Time College Cohorts with AA/AS or Certificate Goals, Those with Goals Earning an Award, and Those Earning an Award Regardless of Goal within Six Years



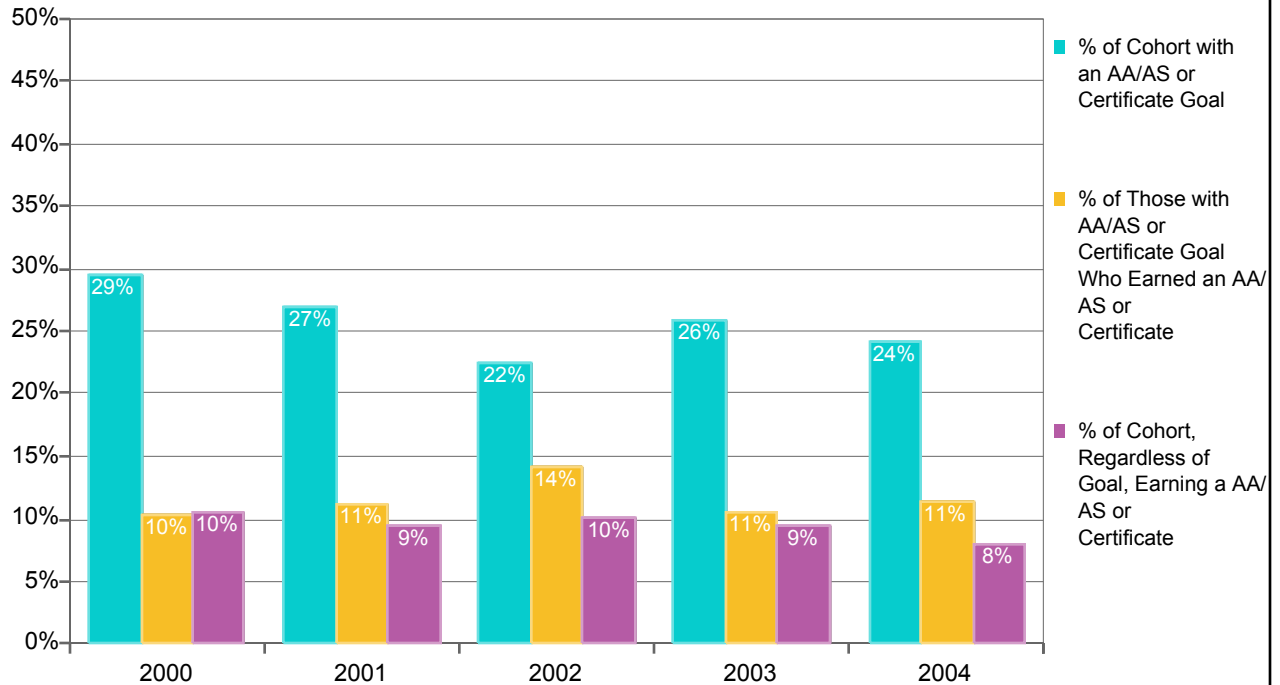
Count and Percentage Tracking of the Fall Matriculated First-Time College Cohorts for AA/AS Degree or Certificate Goals and AA/AS or Certificate Awards within Six Years

Fall First-time College Cohort	Count of Fall Cohort	Count of Cohort with AA/AS or Certificate Goal	Percent of Cohort with AA/AS or Certificate Goal	Count of Cohort with AA/AS or Certificate Goal Who Earned an AA/AS or Certificate	Percent of Those with AA/AS or Certificate Goal Who Earned an AA/AS or Certificate	Count of Cohort, Regardless of Goal, Earning a Degree or Certificate	Percent of Cohort, Regardless of Goal, Earning a Degree or Certificate
2000	617	202	33%	27	13%	51	8%
2001	690	228	33%	32	14%	58	8%
2002	710	231	33%	23	10%	48	7%
2003	676	226	33%	22	10%	48	7%
2004	670	224	33%	18	8%	38	6%
Totals	3,363	1,111	33%	122	11%	243	7%

Note: The cohort consists of Fall students enrolled at census with an Enrollment Status of "First-Time College" and with a Matriculation Status of "Matriculated." The student's goal is the Informed or Matriculation Goal with values of 1, 3, 4, or 5, i.e., the goals of Transfer with an AA/AS, AA/AS General Education, AA/AS Vocational, or Certificate. Students are individually tracked to determine the number of the cohort, the number of those with the indicated goals who earn an AA/AS degree or Certificate at any Peralta CCD college, and the number who, regardless of goal, earn an AA/AS degree or Certificate at any Peralta CCD college within the indicated number of years.

Laney College

Percentages of the Fall First-Time College Cohorts with AA/AS or Certificate Goals, Those with Goals Earning an Award, and Those Earning an Award Regardless of Goal within Six Years



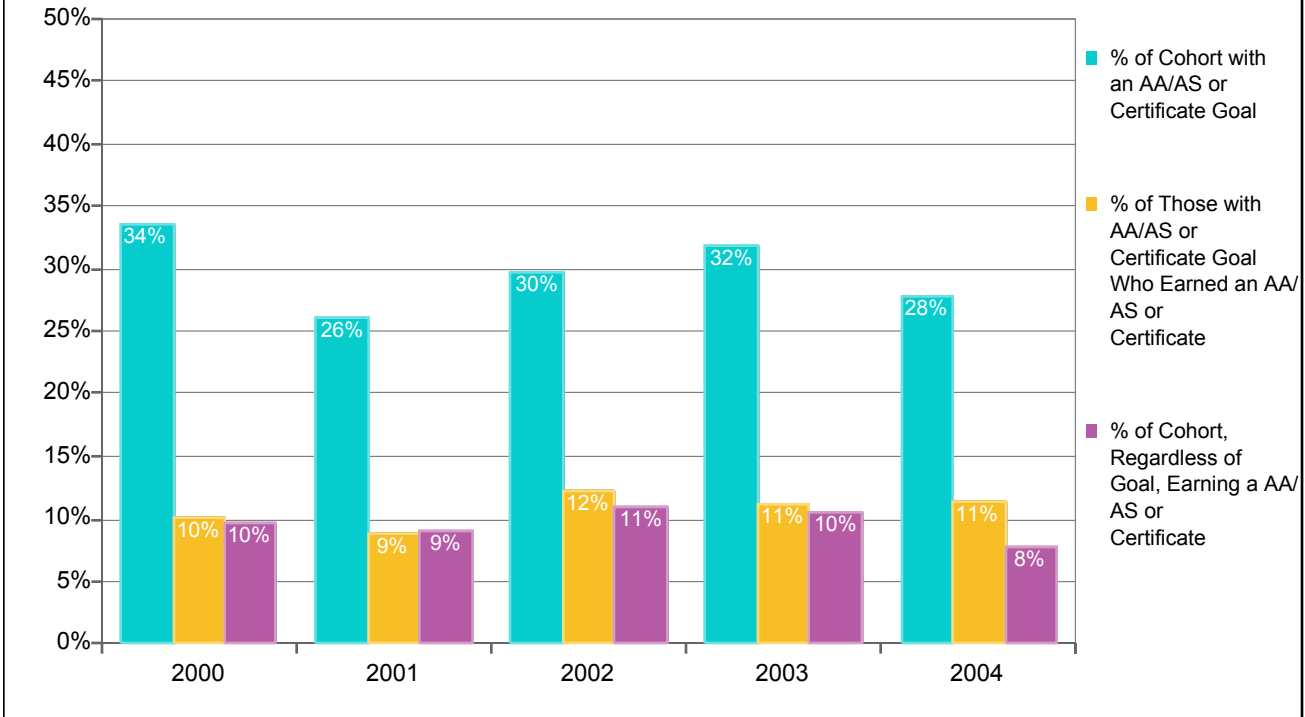
Count and Percentage Tracking of the Fall Matriculated First-Time College Cohorts for AA/AS Degree or Certificate Goals and AA/AS or Certificate Awards within Six Years

Fall First-time College Cohort	Count of Fall Cohort	Count of Cohort with AA/AS or Certificate Goal	Percent of Cohort with AA/AS or Certificate Goal	Count of Cohort with AA/AS or Certificate Goal Who Earned an AA/AS or Certificate	Percent of Those with AA/AS or Certificate Goal Who Earned an AA/AS or Certificate	Count of Cohort, Regardless of Goal, Earning a Degree or Certificate	Percent of Cohort, Regardless of Goal, Earning a Degree or Certificate
2000	2,158	635	29%	66	10%	226	10%
2001	2,045	551	27%	62	11%	194	9%
2002	2,299	516	22%	73	14%	231	10%
2003	2,316	600	26%	63	11%	217	9%
2004	2,079	503	24%	57	11%	165	8%
Totals	10,897	2,805	26%	321	11%	1,033	9%

Note: The cohort consists of Fall students enrolled at census with an Enrollment Status of "First-Time College" and with a Matriculation Status of "Matriculated." The student's goal is the Informed or Matriculation Goal with values of 1, 3, 4, or 5, i.e., the goals of Transfer with an AA/AS, AA/AS General Education, AA/AS Vocational, or Certificate. Students are individually tracked to determine the number of the cohort, the number of those with the indicated goals who earn an AA/AS degree or Certificate at any Peralta CCD college, and the number who, regardless of goal, earn an AA/AS degree or Certificate at any Peralta CCD college within the indicated number of years.

Merritt College

Percentages of the Fall First-Time College Cohorts with AA/AS or Certificate Goals, Those with Goals Earning an Award, and Those Earning an Award Regardless of Goal within Six Years



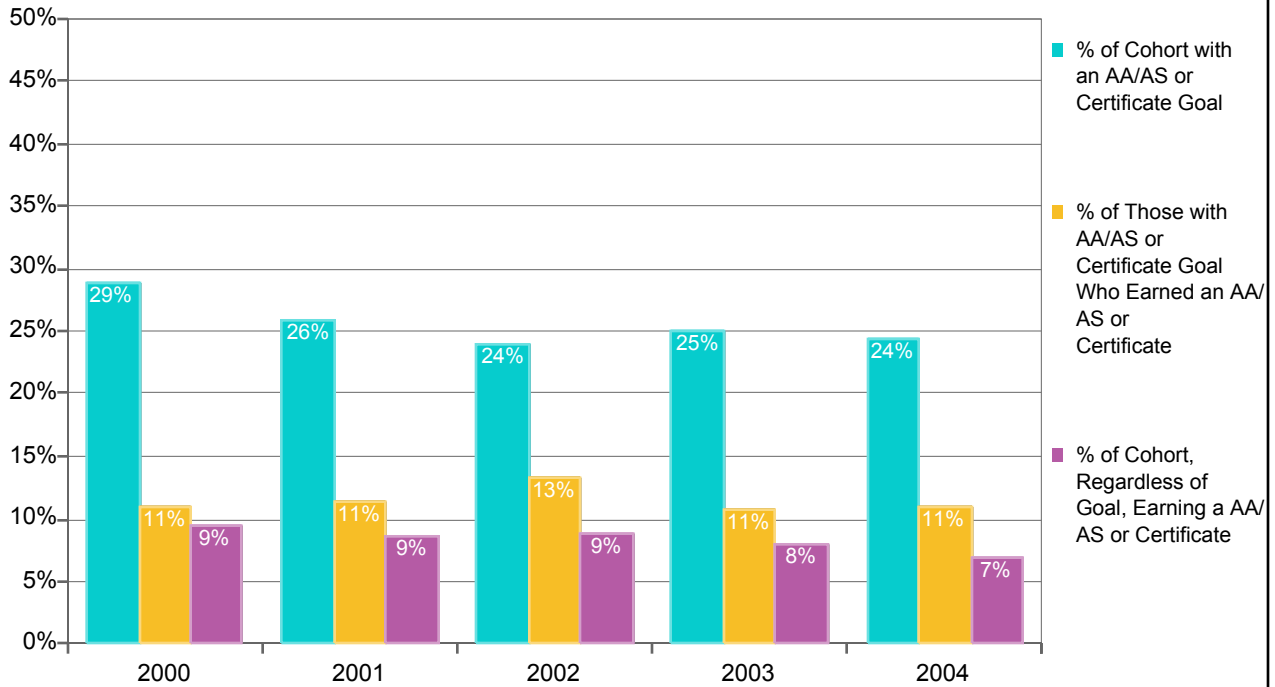
Count and Percentage Tracking of the Fall Matriculated First-Time College Cohorts for AA/AS Degree or Certificate Goals and AA/AS or Certificate Awards within Six Years

Fall First-time College Cohort	Count of Fall Cohort	Count of Cohort with AA/AS or Certificate Goal	Percent of Cohort with AA/AS or Certificate Goal	Count of Cohort with AA/AS or Certificate Goal Who Earned an AA/AS or Certificate	Percent of Those with AA/AS or Certificate Goal Who Earned an AA/AS or Certificate	Count of Cohort, Regardless of Goal, Earning a Degree or Certificate	Percent of Cohort, Regardless of Goal, Earning a Degree or Certificate
2000	826	277	34%	28	10%	80	10%
2001	1,004	263	26%	23	9%	91	9%
2002	1,044	311	30%	38	12%	114	11%
2003	1,088	346	32%	39	11%	114	10%
2004	987	274	28%	31	11%	76	8%
Totals	4,949	1,471	30%	159	11%	475	10%

Note: The cohort consists of Fall students enrolled at census with an Enrollment Status of "First-Time College" and with a Matriculation Status of "Matriculated." The student's goal is the Informed or Matriculation Goal with values of 1, 3, 4, or 5, i.e., the goals of Transfer with an AA/AS, AA/AS General Education, AA/AS Vocational, or Certificate. Students are individually tracked to determine the number of the cohort, the number of those with the indicated goals who earn an AA/AS degree or Certificate at any Peralta CCD college, and the number who, regardless of goal, earn an AA/AS degree or Certificate at any Peralta CCD college within the indicated number of years.

Peralta Community College District

Percentages of the Fall First-Time College Cohorts with AA/AS or Certificate Goals, Those with Goals Earning an Award, and Those Earning an Award Regardless of Goal within Six Years



Count and Percentage Tracking of the Fall Matriculated First-Time College Cohorts for AA/AS Degree or Certificate Goals and AA/AS or Certificate Awards within Six Years

Fall First-time College Cohort	Count of Fall Cohort	Count of Cohort with AA/AS or Certificate Goal	Percent of Cohort with AA/AS or Certificate Goal	Count of Cohort with AA/AS or Certificate Goal Who Earned an AA/AS or Certificate	Percent of Those with AA/AS or Certificate Goal Who Earned an AA/AS or Certificate	Count of Cohort, Regardless of Goal, Earning a Degree or Certificate	Percent of Cohort, Regardless of Goal, Earning a Degree or Certificate
2000	4,509	1,297	29%	143	11%	425	9%
2001	4,774	1,235	26%	141	11%	409	9%
2002	5,104	1,226	24%	162	13%	448	9%
2003	5,157	1,289	25%	138	11%	413	8%
2004	4,648	1,131	24%	123	11%	322	7%
Totals	24,192	6,178	26%	707	11%	2,017	8%

Note: The cohort consists of Fall students enrolled at census with an Enrollment Status of "First-Time College" within the district and with a Matriculation Status of "Matriculated." The student's goal is the Informed or Matriculation Goal with values of 1, 3, 4, or 5, i.e., the goals of Transfer with an AA/AS, AA/AS General Education, AA/AS Vocational, or Certificate. Students are individually tracked to determine the number of the cohort, the number of those with the indicated goals who earn an AA/AS degree or Certificate at any Peralta CCD college, and the number who, regardless of goal, earn an AA/AS degree or Certificate at any Peralta CCD college within the indicated number of years.