

College of Alameda
Number and Percentage of Fall First-time Students with a Transfer, AA, or Certificate Goal
Compared to Percentage Earning an AA or Certificate

Number of Fall First-time Matriculated Students by Ethnicity

Fall Term	White	Hispanic	Asian/PI/F	Black	Native Am	Othr/Unkwn	Total
2003	184	171	508	295	7	91	1,256

Number of Fall First-time Matriculated Students with a Goal of Transfer, AA, or Certificate by Ethnicity

Fall Term	White	Hispanic	Asian/PI/F	Black	Native Am	Othr/Unkwn	Total
2003	92	63	147	111	2	33	448

Percentage of Fall First-time Matriculated Students with a Goal of Transfer, AA, or Certificate by Ethnicity

Fall Term	White	Hispanic	Asian/PI/F	Black	Native Am	Othr/Unkwn	Total
2003	50	37	29	38	29	36	36

Number of Fall First-time Matriculated Students Earning an AA/AS or Certificate Within Five Years by Ethnicity

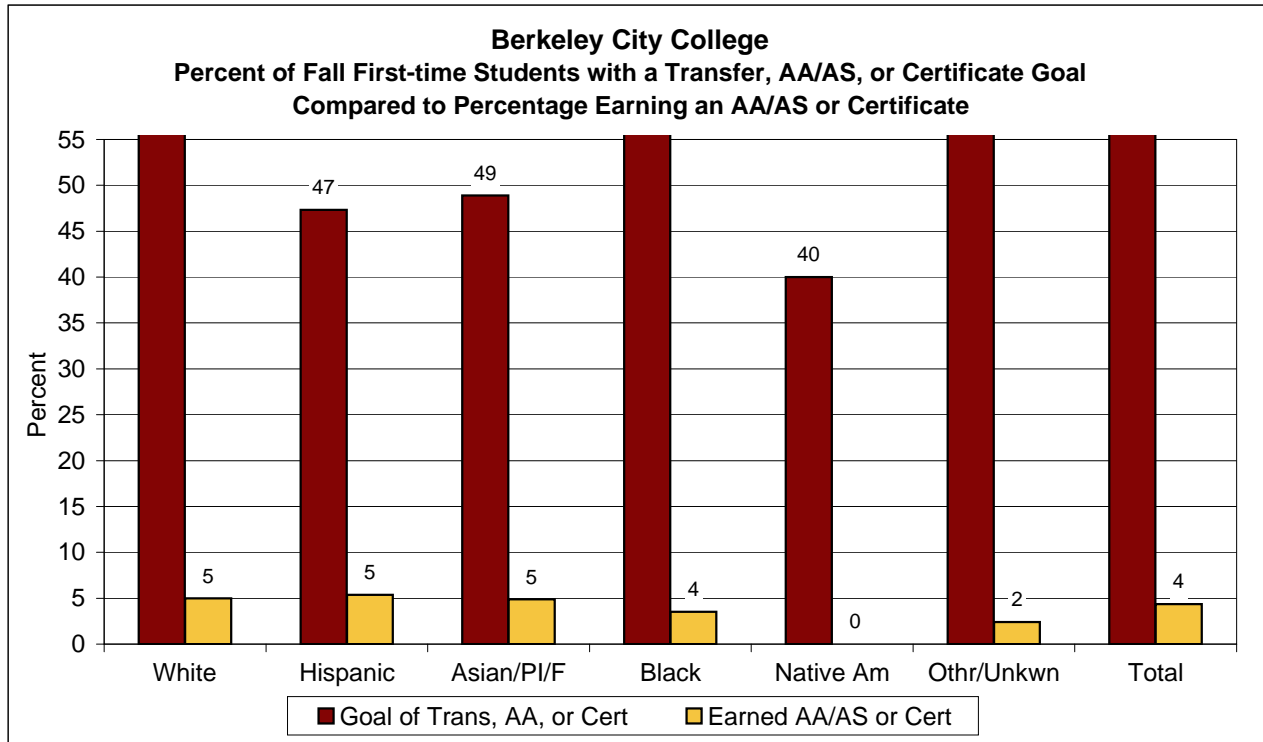
Academic Years	White	Hispanic	Asian/PI/F	Black	Native Am	Othr/Unkwn	Total
2003 to 2008	9	6	36	19	0	4	74

Percentage of Fall First-time Matriculated Students Earning an AA/AS or Certificate Within Five Years by Ethnicity

Academic Years	White	Hispanic	Asian/PI/F	Black	Native Am	Othr/Unkwn	Total
2003 to 2008	5	4	7	6	0	4	6

Note: The cohort consists of Fall students with an enrollment status of "First-time" and a matriculation status of "Matriculated." The student's goal is the Informed or Matriculation Goal with values of 1, 2, 3, 4, or 5 i.e., the goals of Transfer with AA/AS, Transfer without AA/AS, AA/AS General Education, AA/AS Vocational, or Certificate. Students are individually tracked for five years to determine the number of the cohort earning an AA/AS or Certificate.

Source: DBF files from PCCD Data Mart



Berkeley City College
Number and Percentage of Fall First-time Students with a Transfer, AA, or Certificate Goal Compared to Percentage Earning an AA or Certificate

Number of Fall First-time Matriculated Students by Ethnicity

Fall Term	White	Hispanic	Asian/PI/F	Black	Native Am	Othr/Unkwn	Total
2003	261	112	184	142	5	125	829

Number of Fall First-time Matriculated Students with a Goal of Transfer, AA, or Certificate by Ethnicity

Fall Term	White	Hispanic	Asian/PI/F	Black	Native Am	Othr/Unkwn	Total
2003	151	53	90	85	2	85	466

Percentage of Fall First-time Matriculated Students with a Goal of Transfer, AA, or Certificate by Ethnicity

Fall Term	White	Hispanic	Asian/PI/F	Black	Native Am	Othr/Unkwn	Total
2003	58	47	49	60	40	68	56

Number of Fall First-time Matriculated Students Earning an AA/AS or Certificate Within Five Years by Ethnicity

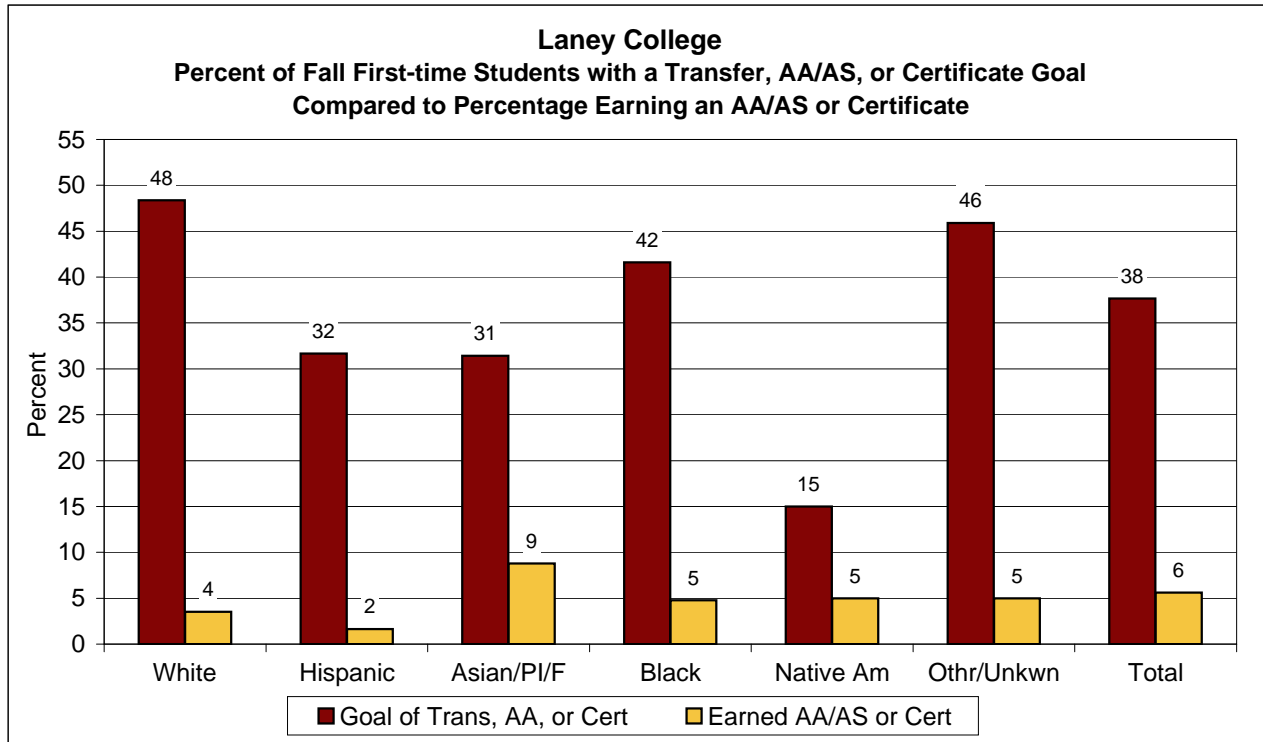
Academic Years	White	Hispanic	Asian/PI/F	Black	Native Am	Othr/Unkwn	Total
2003 to 2008	13	6	9	5	0	3	36

Percentage of Fall First-time Matriculated Students Earning an AA/AS or Certificate Within Five Years by Ethnicity

Academic Years	White	Hispanic	Asian/PI/F	Black	Native Am	Othr/Unkwn	Total
2003 to 2008	5	5	5	4	0	2	4

Note: The cohort consists of Fall students with an enrollment status of "First-time" and a matriculation status of "Matriculated." The student's goal is the Informed or Matriculation Goal with values of 1, 2, 3, 4, or 5 i.e., the goals of Transfer with AA/AS, Transfer without AA/AS, AA/AS General Education, AA/AS Vocational, or Certificate. Students are individually tracked for five years to determine the number of the cohort earning an AA/AS or Certificate.

Source: DBF files from PCCD Data Mart



**Laney College
Number and Percentage of Fall First-time Students with a Transfer, AA, or Certificate Goal Compared to Percentage Earning an AA or Certificate**

Number of Fall First-time Matriculated Students by Ethnicity

Fall Term	White	Hispanic	Asian/PI/F	Black	Native Am	Othr/Unkwn	Total
2003	341	363	945	776	20	220	2,665

Number of Fall First-time Matriculated Students with a Goal of Transfer, AA, or Certificate by Ethnicity

Fall Term	White	Hispanic	Asian/PI/F	Black	Native Am	Othr/Unkwn	Total
2003	165	115	297	323	3	101	1,004

Percentage of Fall First-time Matriculated Students with a Goal of Transfer, AA, or Certificate by Ethnicity

Fall Term	White	Hispanic	Asian/PI/F	Black	Native Am	Othr/Unkwn	Total
2003	48	32	31	42	15	46	38

Number of Fall First-time Matriculated Students Earning an AA/AS or Certificate Within Five Years by Ethnicity

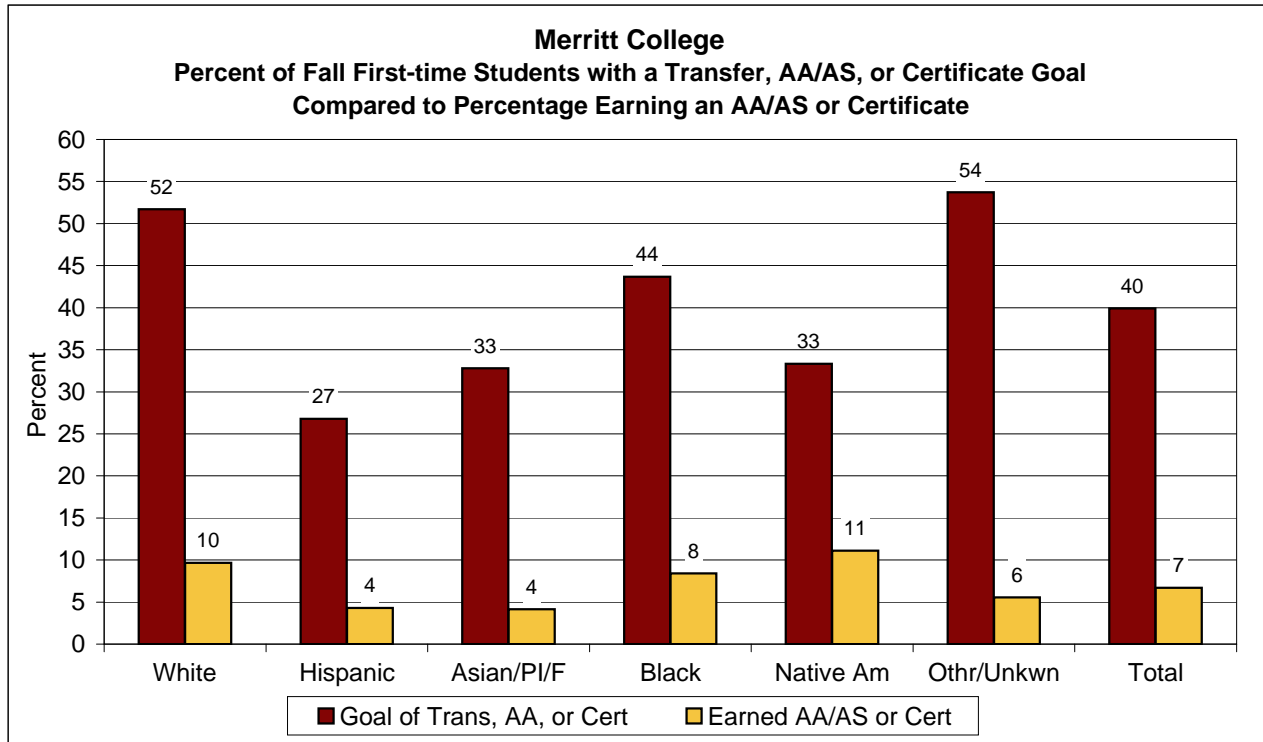
Academic Years	White	Hispanic	Asian/PI/F	Black	Native Am	Othr/Unkwn	Total
2003 to 2008	12	6	83	37	1	11	150

Percentage of Fall First-time Matriculated Students Earning an AA/AS or Certificate Within Five Years by Ethnicity

Academic Years	White	Hispanic	Asian/PI/F	Black	Native Am	Othr/Unkwn	Total
2003 to 2008	4	2	9	5	5	5	6

Note: The cohort consists of Fall students with an enrollment status of "First-time" and a matriculation status of "Matriculated." The student's goal is the Informed or Matriculation Goal with values of 1, 2, 3, 4, or 5 i.e., the goals of Transfer with AA/AS, Transfer without AA/AS, AA/AS General Education, AA/AS Vocational, or Certificate. Students are individually tracked for five years to determine the number of the cohort earning an AA/AS or Certificate.

Source: DBF files from PCCD Data Mart



Merritt College
Number and Percentage of Fall First-time Students with a Transfer, AA, or Certificate Goal Compared to Percentage Earning an AA or Certificate

Number of Fall First-time Matriculated Students by Ethnicity

Fall Term	White	Hispanic	Asian/PI/F	Black	Native Am	Othr/Unkwn	Total
2003	176	280	241	499	9	108	1,313

Number of Fall First-time Matriculated Students with a Goal of Transfer, AA, or Certificate by Ethnicity

Fall Term	White	Hispanic	Asian/PI/F	Black	Native Am	Othr/Unkwn	Total
2003	91	75	79	218	3	58	524

Percentage of Fall First-time Matriculated Students with a Goal of Transfer, AA, or Certificate by Ethnicity

Fall Term	White	Hispanic	Asian/PI/F	Black	Native Am	Othr/Unkwn	Total
2003	52	27	33	44	33	54	40

Number of Fall First-time Matriculated Students Earning an AA/AS or Certificate Within Five Years by Ethnicity

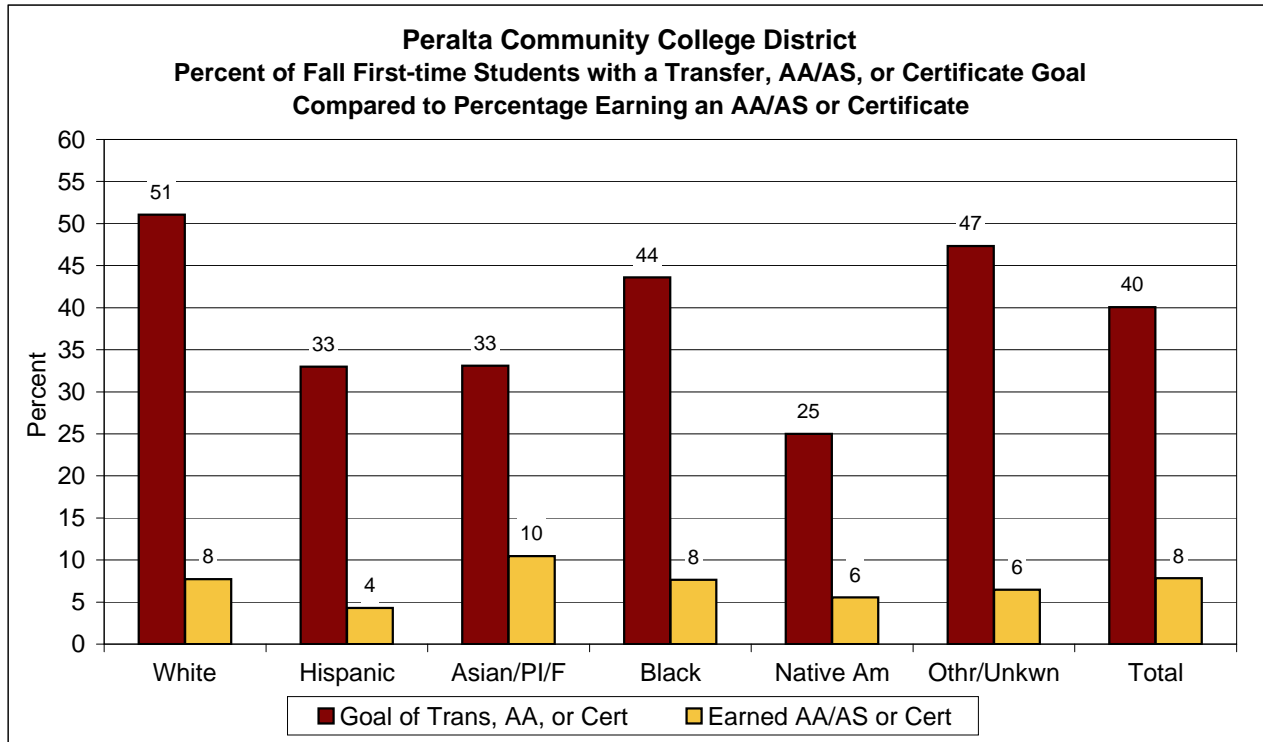
Academic Years	White	Hispanic	Asian/PI/F	Black	Native Am	Othr/Unkwn	Total
2003 to 2008	17	12	10	42	1	6	88

Percentage of Fall First-time Matriculated Students Earning an AA/AS or Certificate Within Five Years by Ethnicity

Academic Years	White	Hispanic	Asian/PI/F	Black	Native Am	Othr/Unkwn	Total
2003 to 2008	10	4	4	8	11	6	7

Note: The cohort consists of Fall students with an enrollment status of "First-time" and a matriculation status of "Matriculated." The student's goal is the Informed or Matriculation Goal with values of 1, 2, 3, 4, or 5 i.e., the goals of Transfer with AA/AS, Transfer without AA/AS, AA/AS General Education, AA/AS Vocational, or Certificate. Students are individually tracked for five years to determine the number of the cohort earning an AA/AS or Certificate.

Source: DBF files from PCCD Data Mart



**Peralta Community College District
Number and Percentage of Fall First-time Students with a Transfer, AA, or Certificate Goal Compared to Percentage Earning an AA or Certificate**

Number of Fall First-time Matriculated Students by Ethnicity

Fall Term	White	Hispanic	Asian/PI/F	Black	Native Am	Othr/Unkwn	Total
2003	752	794	1,484	1452	36	433	4,951

Number of Fall First-time Matriculated Students with a Goal of Transfer, AA, or Certificate by Ethnicity

Fall Term	White	Hispanic	Asian/PI/F	Black	Native Am	Othr/Unkwn	Total
2003	384	262	491	633	9	205	1,984

Percentage of Fall First-time Matriculated Students with a Goal of Transfer, AA, or Certificate by Ethnicity

Fall Term	White	Hispanic	Asian/PI/F	Black	Native Am	Othr/Unkwn	Total
2003	51	33	33	44	25	47	40

Number of Fall First-time Matriculated Students Earning an AA/AS or Certificate Within Five Years by Ethnicity

Academic Years	White	Hispanic	Asian/PI/F	Black	Native Am	Othr/Unkwn	Total
2003 to 2008	58	34	155	111	2	28	388

Percentage of Fall First-time Matriculated Students Earning an AA/AS or Certificate Within Five Years by Ethnicity

Academic Years	White	Hispanic	Asian/PI/F	Black	Native Am	Othr/Unkwn	Total
2003 to 2008	8	4	10	8	6	6	8

Note: The cohort consists of Fall students with an enrollment status of "First-time" and a matriculation status of "Matriculated." The student's goal is the Informed or Matriculation Goal with values of 1, 2, 3, 4, or 5 i.e., the goals of Transfer with AA/AS, Transfer without AA/AS, AA/AS General Education, AA/AS Vocational, or Certificate. Students are individually tracked for five years to determine the number of the cohort earning an AA/AS or Certificate.

Source: DBF files from PCCD Data Mart