

Term Campus
1094 Laney

All Subjects In Laney
Time run: 4/16/2010 1:20:20 PM

FALL'09 LANEY




No.	SUB	SECT	CENSUS	FTES RESD	FTES NONR	FTES TOTL	FTEF TOTL	AVG ENRL	AVG FTES	PROD
1	A/ET	12	306	51.95	4.76	56.71	3.19	25	4.73	17.80
2	AFRAM	15	785	80.19	2.13	82.32	2.98	52	5.49	27.59
3	ANTHR	8	370	36.90	3.08	39.98	1.61	46	5.00	24.78
4	APPR	4	151	9.40	0.74	10.14	0.99	37	2.54	10.28
5	ART	30	1243	163.98	7.97	171.95	7.91	41	5.73	21.73
6	ASAME	8	363	31.18	6.23	37.41	2.00	45	4.68	18.72
7	ASTR	2	82	8.07	0.42	8.49	0.40	41	4.25	21.23
8	BIOL	27	1258	202.38	18.81	221.19	9.21	46	8.19	24.01
9	BNK/F	2	49	4.33	0.60	4.93	0.40	24	2.47	12.33
10	BUS	55	2318	185.59	17.90	203.49	10.82	42	3.70	18.80
11	CARP	18	411	59.20	1.52	60.72	3.83	22	3.37	15.86
12	CHEM	15	542	126.24	14.08	140.32	7.36	36	9.35	19.07
13	CHIN	7	248	33.55	1.31	34.86	2.07	35	4.98	16.87
14	CIS	20	623	101.90	13.58	115.48	5.94	31	5.77	19.44
15	COMM	11	459	43.19	2.46	45.65	2.21	41	4.15	20.70
16	CONMT	9	314	32.14	0.58	32.72	1.89	34	3.64	17.28
17	COPED	8	45	3.20	0.16	3.36	0.34	5	0.42	9.77
18	COSM	30	1181	162.34	0.50	162.84	9.11	39	5.43	17.87
19	COUN	15	469	36.40	1.33	37.73	2.05	31	2.52	18.45
20	CULIN	27	1385	180.39	6.65	187.04	9.06	51	6.93	20.64
21	DANCE	15	641	64.28	3.08	67.36	2.51	42	4.49	26.87
22	E/ET	11	437	61.34	0.31	61.65	2.61	39	5.60	23.65
23	ECON	8	367	32.87	5.10	37.97	1.60	45	4.75	23.73
24	ECT	22	689	65.39	1.45	66.84	3.51	31	3.04	19.03
25	ENGIN	4	89	11.24	1.16	12.40	1.00	22	3.10	12.40
26	ENGL	74	2288	288.36	11.73	300.09	19.25	30	4.06	15.59
27	ESL	98	2907	353.86	64.63	418.49	27.26	29	4.27	15.35
28	FREN	6	208	31.11	2.01	33.12	1.87	34	5.52	17.74
29	GEOG	9	467	44.82	4.00	48.82	1.92	51	5.42	25.43
30	GEOL	1	32	2.90	0.30	3.20	0.20	32	3.20	16.00
31	GRART	16	459	43.61	2.21	45.82	3.24	28	2.86	14.14
32	HIST	6	332	32.67	1.76	34.43	1.20	55	5.74	28.69
33	HLTED	4	199	17.66	1.28	18.94	0.67	49	4.74	28.41
34	HLTOC	1	50	3.33	0.00	3.33	0.13	50	3.33	24.98
35	HUMAN	5	317	31.20	1.66	32.86	1.00	63	6.57	32.86
36	JAPAN	5	173	22.38	2.68	25.06	1.27	34	5.01	19.79
37	JOURN	7	62	13.00	0.67	13.67	0.81	8	1.95	16.81
38	LABST	4	63	6.91	0.11	7.02	0.72	15	1.76	9.80
39	LCI	1	37	3.70	0.00	3.70	0.20	37	3.70	18.50
40	LIS	3	78	0.43	0.02	0.45	0.00	26	0.15	
41	LRNRE	16	1954	38.92	1.86	40.78	1.77	122	2.55	23.01
42	MLAT	3	110	10.89	0.62	11.51	0.60	36	3.84	19.18
43	M/SVN	2	68	6.15	0.40	6.55	0.40	34	3.28	16.38
44	MACH	11	138	31.61	0.31	31.92	2.42	12	2.90	13.21
45	MATH	80	3467	352.01	29.17	381.18	21.54	43	4.76	17.69
46	MEDIA	11	316	46.97	3.31	50.28	2.92	28	4.57	17.20
47	MUSIC	41	1482	152.17	9.76	161.93	7.89	36	3.95	20.52
48	NATAM	1	34	3.31	0.32	3.63	0.20	34	3.63	18.15
49	PE	76	3506	265.86	8.35	274.21	12.86	46	3.61	21.32
50	PHIL	5	325	32.54	1.57	34.11	1.00	65	6.82	34.11
51	PHOTO	13	253	31.79	2.06	33.85	3.09	19	2.60	10.94
52	PHYS	5	250	48.39	8.28	56.67	2.29	50	11.33	24.72
53	PHYSC	4	150	14.48	1.01	15.49	0.80	37	3.87	19.36
54	POSCI	11	459	44.57	3.65	48.22	2.18	41	4.38	22.09
55	PSYCH	15	834	76.24	4.86	81.10	2.75	55	5.41	29.47
56	RLEST	1	31	2.90	0.20	3.10	0.20	31	3.10	15.50
57	SOC	13	641	57.79	5.50	63.29	2.40	49	4.87	26.37
58	SPAN	13	391	64.32	1.86	66.18	4.06	30	5.09	16.29

Laney Subject Level FTEF
Time run: 4/16/2010 1:20:20 PM

FALL'09 LANEY

No.	SUB	SECT	FTEF CONT	FTEF EXSV	FTEF TEMP	FTEF TOTL
1	A/ET	12	0.90	0.01	2.28	3.19
2	AFRAM	15	0.80	0.20	1.98	2.98
3	ANTHR	8	0.00	0.00	1.61	1.61
4	APPR	4	0.00	0.00	0.99	0.99
5	ART	30	1.80	0.37	5.74	7.91
6	ASAME	8	1.00	0.00	1.00	2.00
7	ASTR	2	0.20	0.00	0.20	0.40
8	BIOL	27	3.86	0.66	4.69	9.21
9	BNK/F	2	0.00	0.00	0.40	0.40
10	BUS	55	3.50	2.30	5.02	10.82
11	CARP	18	0.85	0.31	2.67	3.83
12	CHEM	15	2.30	0.34	4.72	7.36
13	CHIN	7	1.00	0.00	1.07	2.07
14	CIS	20	2.75	0.53	2.66	5.94
15	COMM	11	0.90	0.30	1.01	2.21
16	CONMT	9	0.00	0.00	1.89	1.89
17	COPED	8	0.00	0.22	0.13	0.34
18	COSM	30	3.93	1.29	3.88	9.11
19	COUN	17	0.40	1.27	0.58	2.25
20	CULIN	27	4.44	1.77	2.85	9.06
21	DANCE	15	0.00	0.00	2.51	2.51
22	E/ET	14	1.00	0.28	2.01	3.29
23	ECON	8	1.00	0.20	0.40	1.60
24	ECT	30	0.85	0.77	3.25	4.87
25	ENGIN	5	0.00	0.00	1.18	1.18
26	ENGL	78	7.80	0.35	11.91	20.06
27	ESL	98	6.91	0.36	19.99	27.26
28	FREN	6	0.80	0.20	0.87	1.87
29	GEOG	9	0.95	0.21	0.76	1.92
30	GEOL	1	0.00	0.00	0.20	0.20
31	GRART	16	0.81	0.21	2.21	3.24
32	HIST	6	0.80	0.00	0.40	1.20
33	HLTED	4	0.00	0.27	0.40	0.67
34	HLTOC	1	0.00	0.00	0.13	0.13
35	HUMAN	5	0.40	0.40	0.20	1.00
36	JAPAN	5	0.00	0.00	1.27	1.27
37	JOURN	7	0.61	0.00	0.20	0.81
38	LABST	4	0.40	0.00	0.32	0.72
39	LCI	1	0.00	0.00	0.20	0.20
40	LIS	3	0.00	0.00	0.00	0.00
41	LRNRE	18	1.18	0.17	0.60	1.96
42	MLAT	3	0.00	0.00	0.60	0.60
43	M/SVN	2	0.00	0.20	0.20	0.40
44	MACH	11	0.85	0.19	1.38	2.42
45	MATH	80	9.51	2.20	10.23	21.94
46	MEDIA	11	1.00	0.03	1.89	2.92
47	MUSIC	41	3.80	1.40	2.69	7.89
48	NATAM	1	0.00	0.00	0.20	0.20
49	PE	76	4.70	1.85	6.31	12.86
50	PHIL	5	0.60	0.00	0.40	1.00
51	PHOTO	13	0.90	0.03	2.16	3.09
52	PHYS	5	0.70	0.90	0.69	2.29
53	PHYSC	4	0.80	0.00	0.00	0.80
54	POSCI	11	1.80	0.01	0.37	2.18
55	PSYCH	15	1.00	0.20	1.55	2.75
56	RLEST	1	0.00	0.00	0.20	0.20
57	SOC	13	1.00	0.00	1.40	2.40
58	SPAN	13	0.34	0.00	3.72	4.06
59	THART	6	0.90	0.15	0.59	1.64
60	WDTEC	11	0.85	0.28	1.97	3.11
61	WELD	9	1.90	0.47	0.35	2.72
Grand Total			992	82.82	20.91	131.28
						235.01

Color coding gives where most of the FTEF sitting

No.	SUB	SECT	CENSUS	FTES RESD	FTES NONR	FTES TOTL	FTEF TOTL	AVG ENRL	AVG FTES	PROD
59	THART	6	210	31.81	0.77	32.58	1.64	35	5.43	19.92 
60	WDTEC	11	204	32.37	3.59	35.96	3.11	18	3.27	11.57 
61	WELD	9	283	50.49	0.47	50.96	2.72	31	5.66	18.74 
Grand Total		970	37603	4079.16	296.89	4376.05	231.20	38	4.51	18.93

Green:when productivity is 15 and above **Yellow:**productivity between 10 and 15 **Red:** productivity below 10