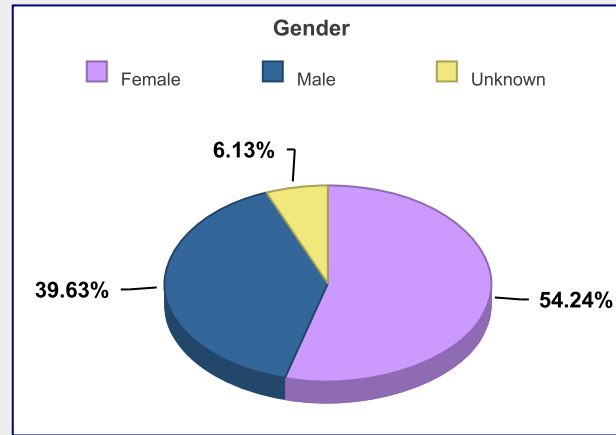
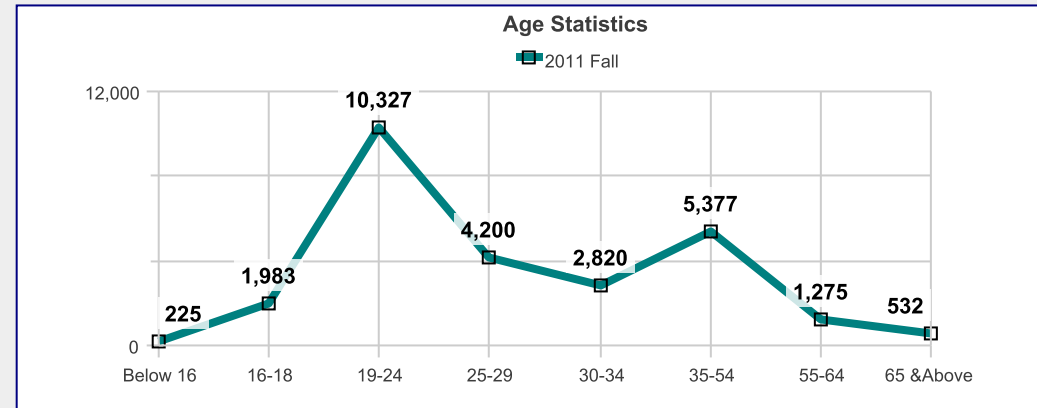


Select Term  
2011 Fall

</ Data as of Census

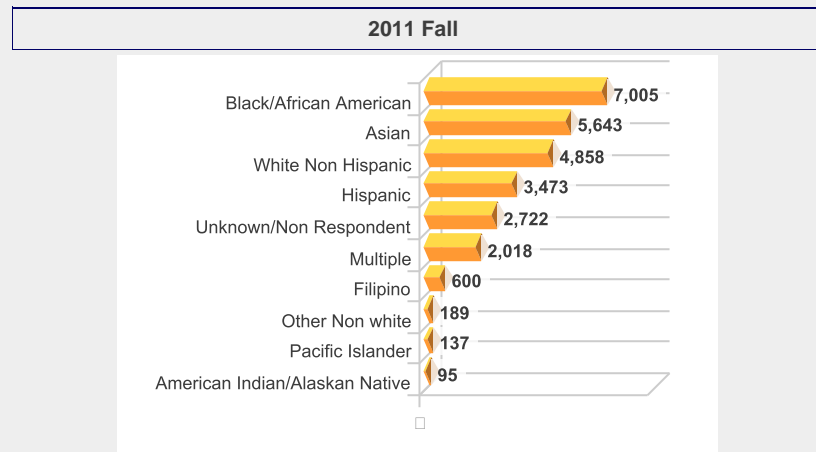


2011 Fall			
Total Headcount	Female	Male	Unknown
26740	14503	10597	1640



Total Head Count	Below 16	16-18	19-24	25-29	30-34	35-54	55-64	65 & Above	Average Age
26740	225	1983	10327	4200	2820	5377	1275	532	30

**Ethnicity**



2011 Fall		
Ethnic Group	Total Headcount	% Of
Black/African American	7005	26.2%
Asian	5643	21.1%
White Non Hispanic	4858	18.2%
Hispanic	3473	13.0%
Unknown/Non Respondent	2722	10.2%
Multiple	2018	7.5%
Filipino	600	2.2%
Other Non white	189	0.7%
Pacific Islander	137	0.5%
American Indian/Alaskan Native	95	0.4%
<b>Grand Total</b>	<b>26740</b>	<b>100.0%</b>

**Citizenship**

2011 Fall		
Citizenship	Total Headcount	% Of
Native	19433	72.7%
Permanent Resident	3283	12.3%
Not indicated	2229	8.3%
Other	811	3.0%
Student Visa (F1 or M1)	673	2.5%
Alien Temporary	270	1.0%
Naturalized	29	0.1%
Alien Permanent	8	0.0%
Employment Visa	4	0.0%
<b>Grand Total</b>	<b>26740</b>	<b>100.0%</b>

**Matric Status**

2011 Fall		
Matric Status	Total Headcount	% Of
MATR	16892	63.2%
EXMPT	8787	32.9%
SPX	1061	4.0%
<b>Grand Total</b>	<b>26740</b>	<b>100.0%</b>

**Full-time / Part Time Student Headcount**

2011 Fall		
Full-Time/Part-Time	Headcount	%Of
Part Time	18194	68.0%
Full Time	8546	32.0%
<b>Grand Total</b>	<b>26740</b>	<b>100.0%</b>

**Residency**

2011 Fall		
Residency	Total Headcount	% Of
Resident	25372	94.9%
Out of State	697	2.6%
Foreign	659	2.5%
*Not Indicated	12	0.0%
<b>Grand Total</b>	<b>26740</b>	<b>100.0%</b>

**Education Goal**

2011 Fall		
Education Goal	Total Headcount	% Of
Obtain AA-Transfer to 4 year	5632	21.0%
Undecided on goal	4169	15.6%
4yr coll stdnt taking courses	4080	15.2%
Transfer to 4yr without AA deg	3123	11.7%
Advance in current job/career	1586	5.9%
Obtain 2yr AA w/out transfer	1556	5.8%
Prepare for new career	1281	4.8%
Educational Development	1211	4.5%
Discover career interests	864	3.2%
Earn a voc cert w/out transfr	734	2.7%
Improve basic skills(Eng,Rd,M)	699	2.6%
Maintain certificat or license	465	1.7%
Complete crdits for HS Dpl/GED	446	1.7%
Uncollected / unreported	389	1.5%
Obtain 2yr Voc Deg w/out trnfr	351	1.3%
Not Indicated	126	0.5%
Move from noncred to Cred Crse	44	0.2%
<b>Grand Total</b>	<b>26756</b>	<b>100.0%</b>

**Education Level**

2011 Fall		
Education Level	Total Headcount	% Of
Received HS Diploma	12155	45.4%
Receivd Bachelor Deg or higher	3323	12.4%
Current enrl in Adult School	2605	9.7%
Not Indicated	1875	7.0%
Spec Admit enrolled in K-12	1678	6.3%
Foreign Secondary School Grad	1653	6.2%
Passed GED or HS Cert of Equiv	1508	5.6%
Received Associate Degree	802	3.0%
Not a grad of HS/not enr in HS	610	2.3%
Rcvd Cert of CA HS Proficiency	408	1.5%
Unknown / unreported	132	0.5%
<b>Grand Total</b>	<b>26749</b>	<b>100.0%</b>

**Matric Goals**

2011 Fall		
Matric Goal Prim.	Total Headcount	% Of
AA/Trnsfer	5429	20.3%
4 yr Req.	4297	16.1%
Undecided	3798	14.2%
Transfer	3047	11.4%
Unknown	1739	6.5%
Adv. Job	1622	6.1%
2 Yr AA	1540	5.8%
New Career	1091	4.1%
Ed. Dvlp	983	3.7%
Discover	757	2.8%
Voc. Cert.	697	2.6%
Basic Skll	567	2.1%
Cert/Lic	445	1.7%
GED	368	1.4%
2 Yr Voc.	334	1.2%
Non/Credit	44	0.2%
<b>Grand Total</b>	<b>26758</b>	<b>100.0%</b>

**Enrollment Status**

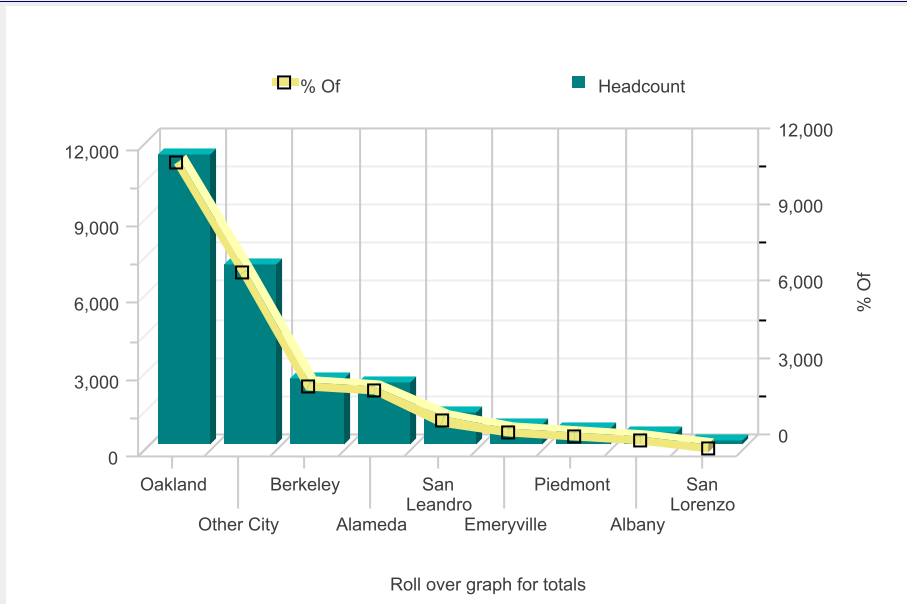
2011 Fall		
Enrollment Status	Total Headcount	% Of
First-Time Student	6227	20.9%
First Time Transfer Student	3370	11.3%
Returning Student	5195	17.4%
Continuing Student	13400	45.0%
Special Admit	969	3.3%
Uncollected/Unreported	630	2.1%
<b>Grand Total</b>	<b>29791</b>	<b>100.0%</b>

Note:Students counted twice with different enrollment status at different campus.

### Headcount by City

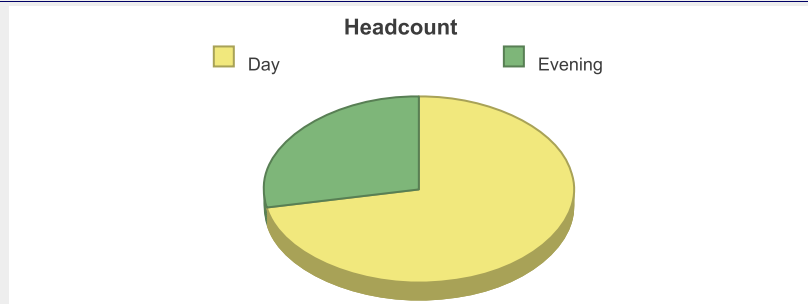
2011 Fall

City	Total Headcount	% Of
Oakland	11336	42.4%
Other City	7072	26.4%
Berkeley	2563	9.6%
Alameda	2438	9.1%
San Leandro	1284	4.8%
Emeryville	806	3.0%
Piedmont	618	2.3%
Albany	448	1.7%
San Lorenzo	175	0.7%
<b>Grand Total</b>	<b>26740</b>	<b>100.0%</b>



### Day vs Evening

2011 Fall



Day / Night	Headcount
Day	19223
Evening	7517
<b>Total</b>	<b>26740</b>

### Student Headcount & Units

2011 Fall

Campus	Headcount	Units Taken
District	26740	221,569