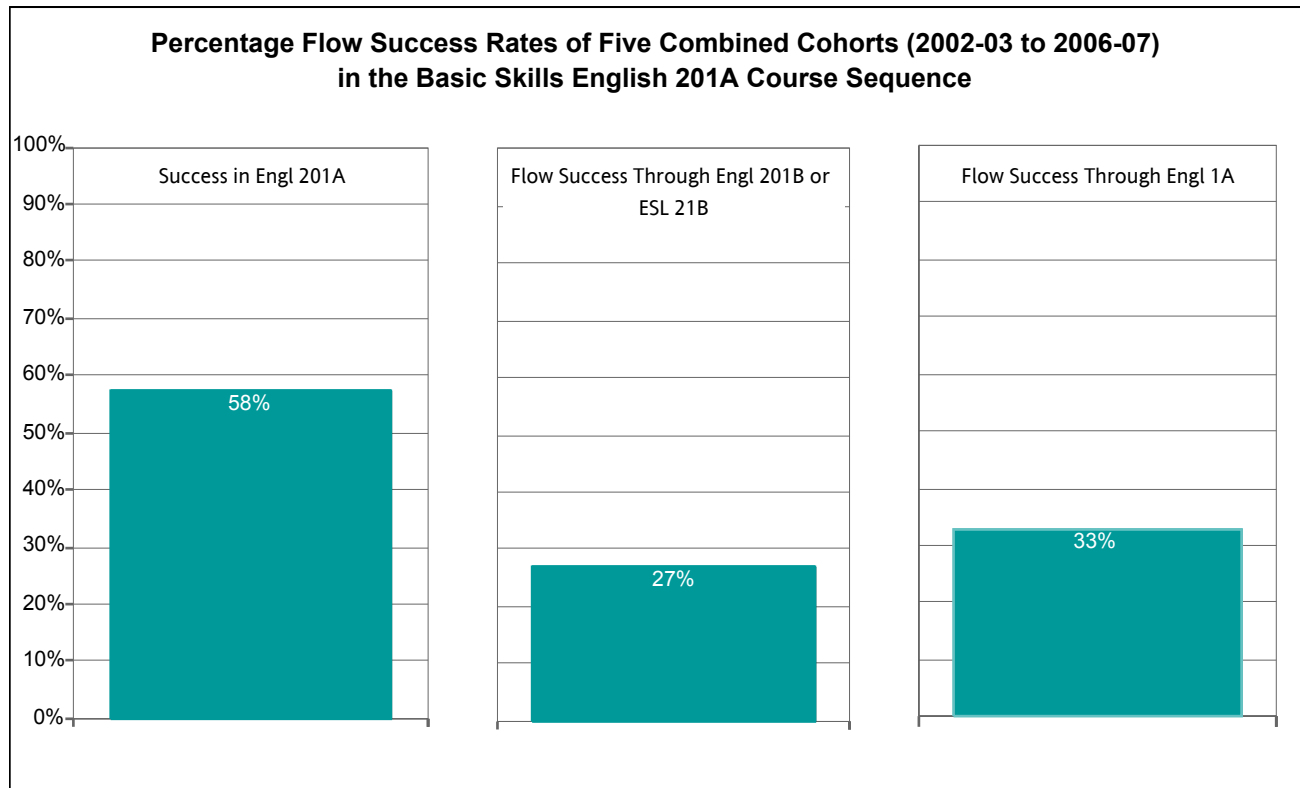


College of Alameda



**Flow Counts and Flow Success Rates of Five Combined Cohorts (2002-03 to 2006-07)
in the Basic Skills English 201A Course Sequence**

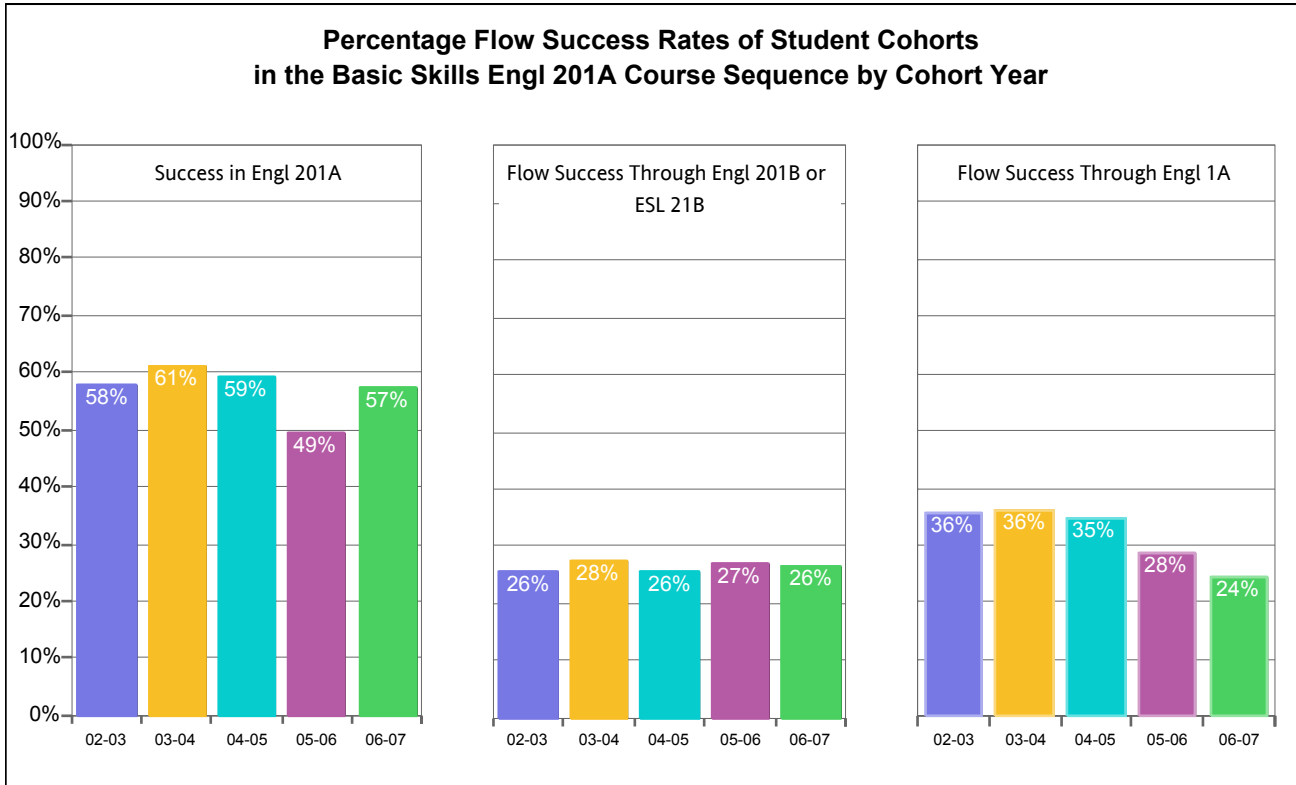
Dimension	1st Level Course			2nd Level Course				3rd Level Course			
	Attmp Engl 201A	Succ Engl 201A	Succ Rate	Attmp Engl201B/ ESL21B	Succ Engl201B/ ESL21B	Succ Rate	Flow Succ Rate	Attmp Engl 001A	Succ Engl 001A	Succ Rate	Flow Succ Rate
Combined Cohorts	1,365	786	58%	502	369	74%	27%	571	448	78%	33%

Note: All flow success rates are the number of individual students earning a grade of C or Pass or better at least once at each sequence level as a percentage of the initial cohort, that is, the number of students attempting and receiving a grade (including the W grade) in the initial first-level course during the cohort year.

Definitions:

1. Cohorts are defined as students taking and receiving a grade in the initial course in the Fall or Spring term of the specified cohort year.
2. Counts are unduplicated; students may have attempted and/or succeeded in a course more than once; multiple attempts and multiple successes at each level are counted only once.
3. Cohorts are followed from their initial term through the Fall 2009 term (including summer terms).
4. Students are tracked for classes after the initial college-based, first-level attempt at all four colleges.
5. Combined Cohorts is the aggregation of all available annual cohorts from 2002-03 to 2006-07. See Sequence by Cohort for details of each cohort.

College of Alameda



Cohort Flow Counts and Flow Success Rates in the Basic Skills English 201A Course Sequence by Cohort Year

Cohort	1st Level Course			2nd Level Course				3rd Level Course			
	Attmp Engl 201A	Succ Engl 201A	Succ Rate	Attmp Engl201B/ ESL21B	Succ Engl201B/ ESL21B	Succ Rate	Flow Succ Rate	Attmp Engl 001A	Succ Engl 001A	Succ Rate	Flow Succ Rate
2002-03	300	173	58%	108	77	71%	26%	134	107	80%	36%
2003-04	305	187	61%	114	84	74%	28%	138	110	80%	36%
2004-05	298	176	59%	117	76	65%	26%	122	103	84%	35%
2005-06	288	142	49%	98	77	79%	27%	108	82	76%	28%
2006-07	255	146	57%	90	67	74%	26%	93	62	67%	24%
Combined	1,365	786	58%	502	369	74%	27%	571	448	78%	33%

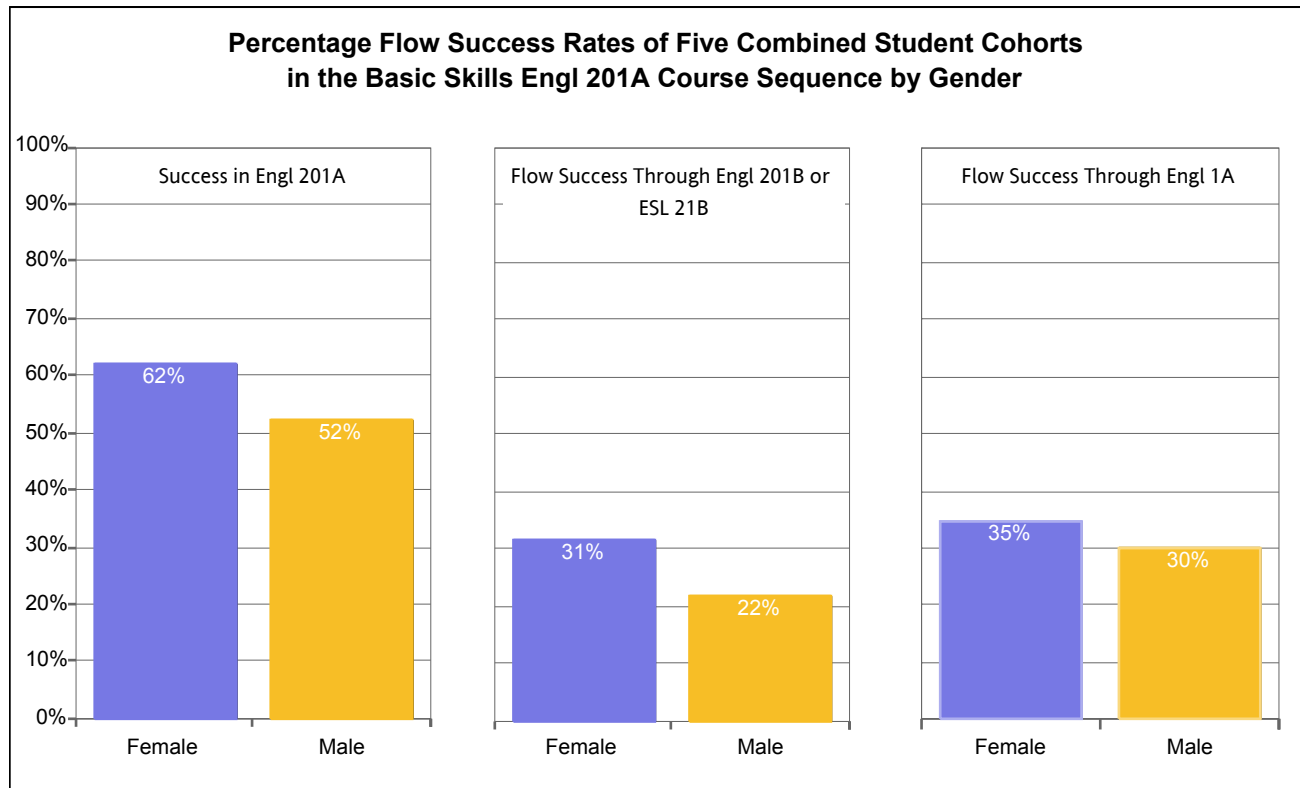
Note: All flow success rates are the number of individual students earning a grade of C or Pass or better at least once at each sequence level as a percentage of the initial cohort, that is, the number of students attempting and receiving a grade (including the W grade) in the initial first-level course during the cohort year.

Note: The Combined Cohort is not the linear sum of the indicated cohorts. Since an individual student may belong to more than one cohort, the Combined Cohort may count fewer students at various stages than the linear sum of the indicated cohorts.

Definitions:

1. Cohorts are defined as students taking and receiving a grade in the initial course in the Fall or Spring of the specified cohort year.
2. Counts are unduplicated; students may have attempted and/or succeeded in a course more than once; multiple attempts and multiple successes at each level are counted only once.
3. Cohorts are followed from their initial term through the Fall 2009 term (including summer terms).
4. Students are tracked for classes after the initial college-based, first-level attempt at all four colleges.
5. Combined Cohorts is the aggregation of all available annual cohorts from 2002-03 to 2006-07. See Sequence by Cohort for details of each cohort.

College of Alameda



Combined Cohort Flow Counts and Flow Success Rates of Five Combined Student Cohorts for Basic Skills Engl 201A Sequence by Gender

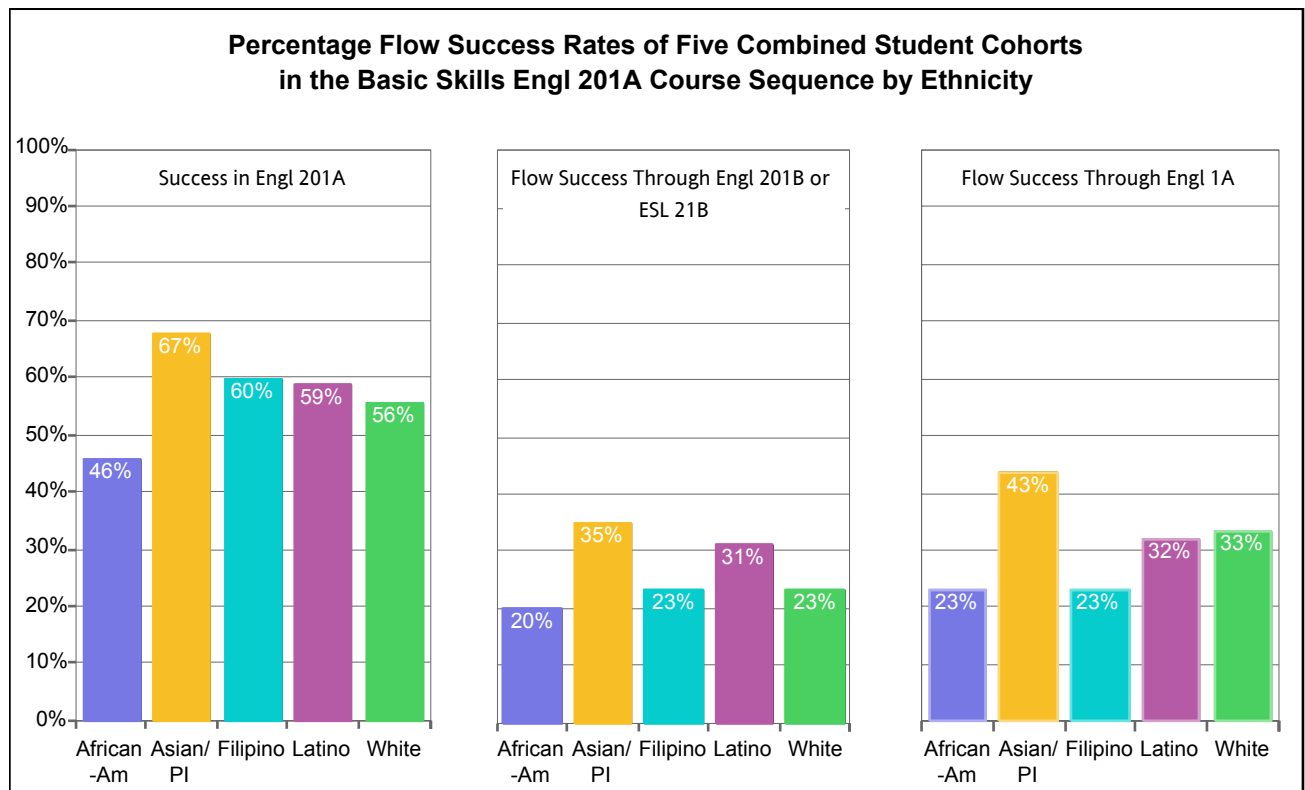
Gender	1st Level Course			2nd Level Course				3rd Level Course			
	Attmp Engl 201A	Succ Engl 201A	Succ Rate	Attmp Engl201B/ ESL21B	Succ Engl201B/ ESL21B	Succ Rate	Flow Succ Rate	Attmp Engl 001A	Succ Engl 001A	Succ Rate	Flow Succ Rate
Female	746	464	62%	287	234	82%	31%	337	260	77%	35%
Male	608	317	52%	210	133	63%	22%	229	183	80%	30%
Unkwn	12	6	50%	6	3	50%	25%	6	5	83%	42%
Combined	1,365	786	58%	502	369	74%	27%	571	448	78%	33%

Note: All flow success rates are the number of individual students earning a grade of C or Pass or better at least once at each sequence level as a percentage of the initial cohort, that is, the number of students attempting and receiving a grade (including the W grade) in the initial first-level course during the cohort year.

Definitions:

1. Cohorts are defined as students taking and receiving a grade in the initial course in the Fall or Spring of the specified cohort year.
2. Counts are unduplicated; students may have attempted and/or succeeded in a course more than once; multiple attempts and multiple successes at each level are counted only once.
3. Cohorts are followed from their initial term through the Fall 2009 term (including summer terms).
4. Students are tracked for classes after the initial college-based, first-level attempt at all four colleges.
5. Combined Cohorts is the aggregation of all available annual cohorts from 2002-03 to 2006-07. See Sequence by Cohort for details of each cohort.

College of Alameda



Combined Cohort Flow Counts and Flow Success Rates of Five Combined Student Cohorts for Basic Skills Engl 201A Sequence by Ethnicity

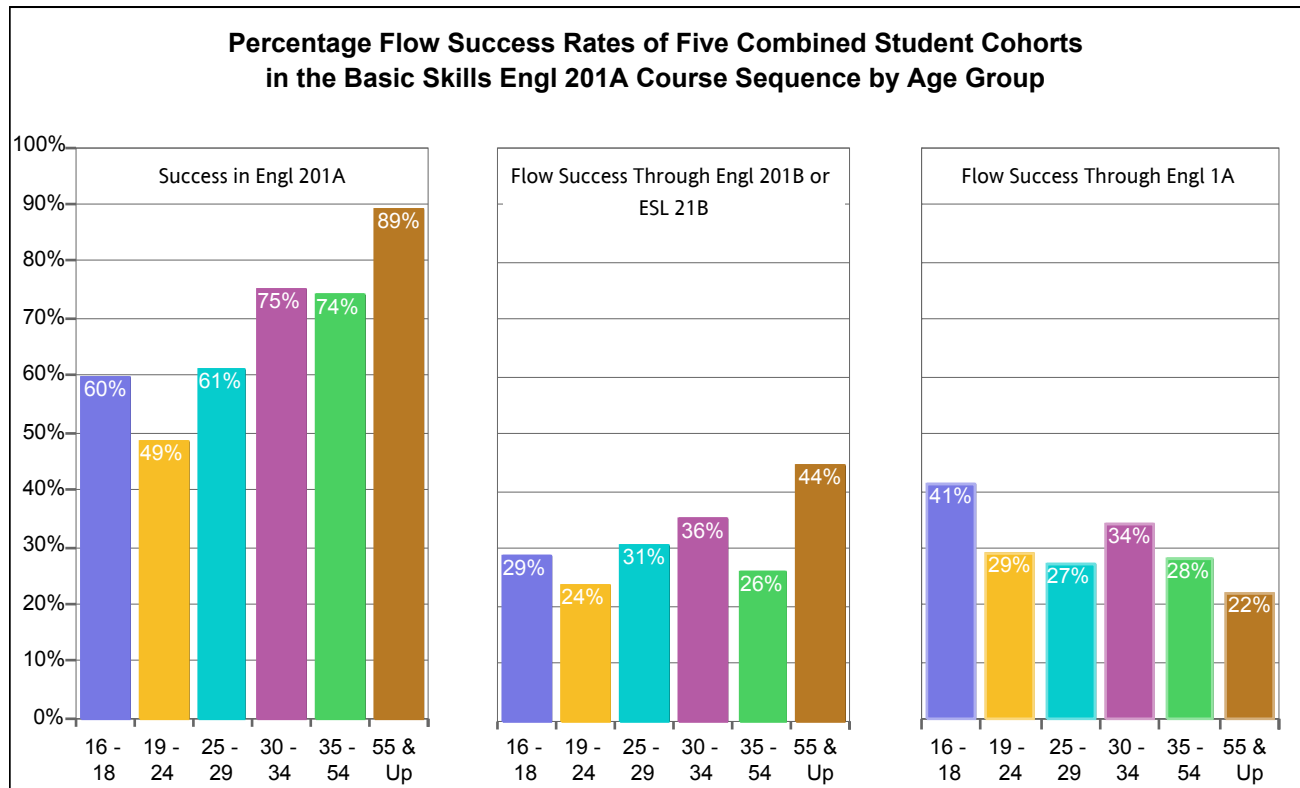
Ethnicity	1st Level Course			2nd Level Course				3rd Level Course			
	Attmp Engl 201A	Succ Engl 201A	Succ Rate	Attmp Engl201B/ ESL21B	Succ Engl201B/ ESL21B	Succ Rate	Flow Succ Rate	Attmp Engl 001A	Succ Engl 001A	Succ Rate	Flow Succ Rate
African-Am	407	186	46%	120	81	68%	20%	128	93	73%	23%
Asian/PI	486	328	67%	221	170	77%	35%	259	211	81%	43%
Filipino	104	62	60%	33	24	73%	23%	38	24	63%	23%
Latino	182	107	59%	74	57	77%	31%	72	58	81%	32%
Other/Unkwn	87	48	55%	26	14	54%	16%	37	29	78%	33%
White	99	55	56%	28	23	82%	23%	37	33	89%	33%
Combined	1,365	786	58%	502	369	74%	27%	571	448	78%	33%

Note: All flow success rates are the number of individual students earning a grade of C or Pass or better at least once at each sequence level as a percentage of the initial cohort, that is, the number of students attempting and receiving a grade (including the W grade) in the initial first-level course during the cohort year.

Definitions:

1. Cohorts are defined as students taking and receiving a grade in the initial course in the Fall or Spring of the specified cohort year.
2. Counts are unduplicated; students may have attempted and/or succeeded in a course more than once; multiple attempts and multiple successes at each level are counted only once.
3. Cohorts are followed from their initial term through the Fall 2009 term (including summer terms).
4. Students are tracked for classes after the initial college-based, first-level attempt at all four colleges.
5. Combined Cohorts is the aggregation of all available annual cohorts from 2002-03 to 2006-07. See Sequence by Cohort for details of each cohort.

College of Alameda



Combined Cohort Flow Counts and Flow Success Rates of Five Combined Student Cohorts for Basic Skills Engl 201A Sequence by Age Group

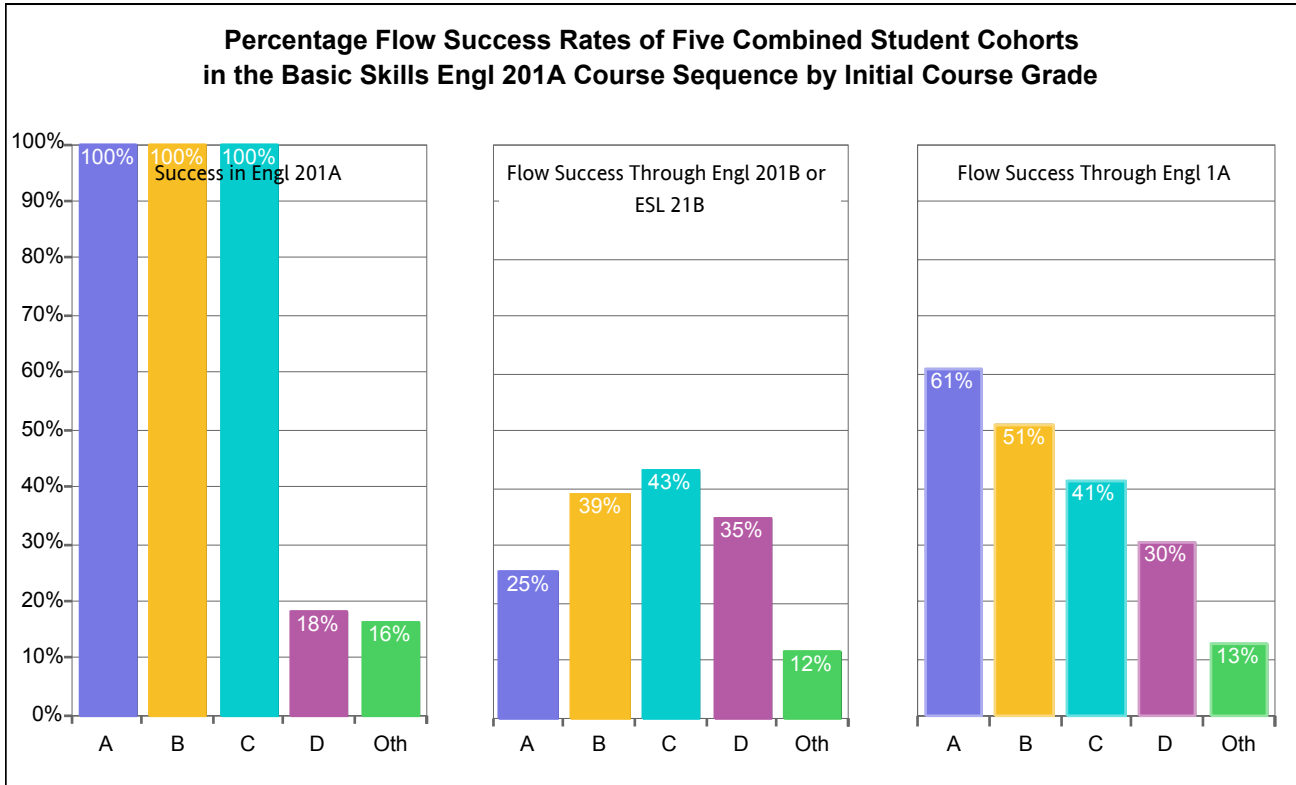
Age Group	1st Level Course			2nd Level Course				3rd Level Course			
	Attmp Engl 201A	Succ Engl 201A	Succ Rate	Attmp Engl201B/ ESL21B	Succ Engl201B/ ESL21B	Succ Rate	Flow Succ Rate	Attmp Engl 001A	Succ Engl 001A	Succ Rate	Flow Succ Rate
16 - 18	408	243	60%	167	118	71%	29%	206	168	82%	41%
19 - 24	645	313	49%	219	153	70%	24%	251	188	75%	29%
25 - 29	111	68	61%	42	34	81%	31%	38	30	79%	27%
30 - 34	76	57	75%	30	27	90%	36%	33	26	79%	34%
35 - 54	138	102	74%	45	36	80%	26%	48	39	81%	28%
55 & Up	18	16	89%	9	8	89%	44%	7	4	57%	22%
Combined	1,365	786	58%	502	369	74%	27%	571	448	78%	33%

Note: All flow success rates are the number of individual students earning a grade of C or Pass or better at least once at each sequence level as a percentage of the initial cohort, that is, the number of students attempting and receiving a grade (including the W grade) in the initial first-level course during the cohort year.

Definitions:

1. Cohorts are defined as students taking and receiving a grade in the initial course in the Fall or Spring of the specified cohort year.
2. Counts are unduplicated; students may have attempted and/or succeeded in a course more than once; multiple attempts and multiple successes at each level are counted only once.
3. Cohorts are followed from their initial term through the Fall 2009 term (including summer terms).
4. Students are tracked for classes after the initial college-based, first-level attempt at all four colleges.
5. Combined Cohorts is the aggregation of all available annual cohorts from 2002-03 to 2006-07. See Sequence by Cohort for details of each cohort.

College of Alameda



Combined Cohort Flow Counts and Flow Success Rates of Five Combined Student Cohorts for Basic Skills Engl 201A Sequence by Initial Course Grade

Grade Grp	1st Level Course			2nd Level Course				3rd Level Course			
	Attmp Engl 201A	Succ Engl 201A	Succ Rate	Attmp Engl201B/ ESL21B	Succ Engl201B/ ESL21B	Succ Rate	Flow Succ Rate	Attmp Engl 001A	Succ Engl 001A	Succ Rate	Flow Succ Rate
A	170	170	100%	51	43	84%	25%	111	103	93%	61%
B	237	237	100%	115	92	80%	39%	148	121	82%	51%
C	305	305	100%	175	131	75%	43%	156	125	80%	41%
D	152	28	18%	77	53	69%	35%	68	46	68%	30%
Oth	562	92	16%	108	65	60%	12%	118	71	60%	13%
Combined	1,365	786	58%	502	369	74%	27%	571	448	78%	33%

Note: All flow success rates are the number of individual students earning a grade of C or Pass or better at least once at each sequence level as a percentage of the initial cohort, that is, the number of students attempting and receiving a grade (including the W grade) in the initial first-level course during the cohort year.

Definitions:

1. Cohorts are defined as students taking and receiving a grade in the initial course in the Fall or Spring of the specified cohort year.
2. Counts are unduplicated; students may have attempted and/or succeeded in a course more than once; multiple attempts and multiple successes at each level are counted only once.
3. Cohorts are followed from their initial term through the Fall 2009 term (including summer terms).
4. Students are tracked for classes after the initial college-based, first-level attempt at all four colleges.
5. Combined Cohorts is the aggregation of all available annual cohorts from 2002-03 to 2006-07. See Sequence by Cohort for details of each cohort.