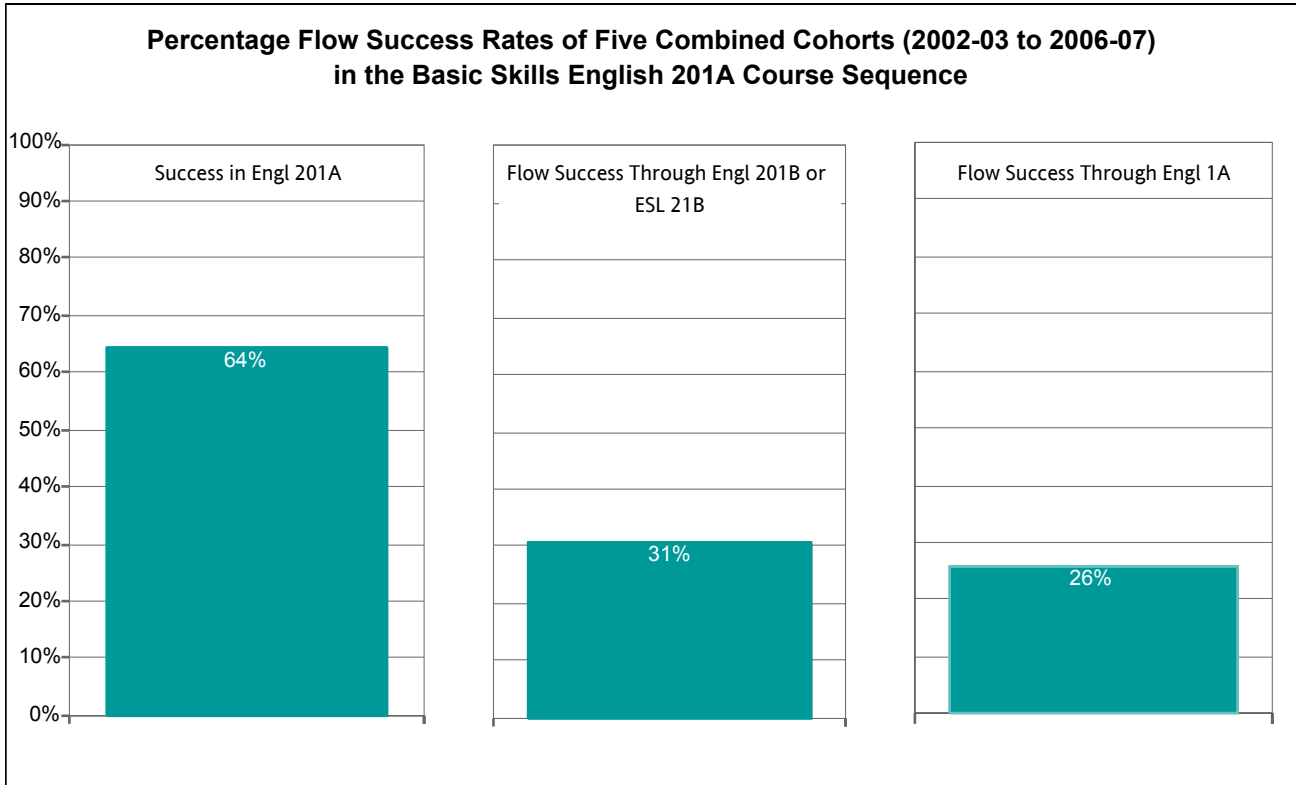


Berkeley City College



**Flow Counts and Flow Success Rates of Five Combined Cohorts (2002-03 to 2006-07)
in the Basic Skills English 201A Course Sequence**

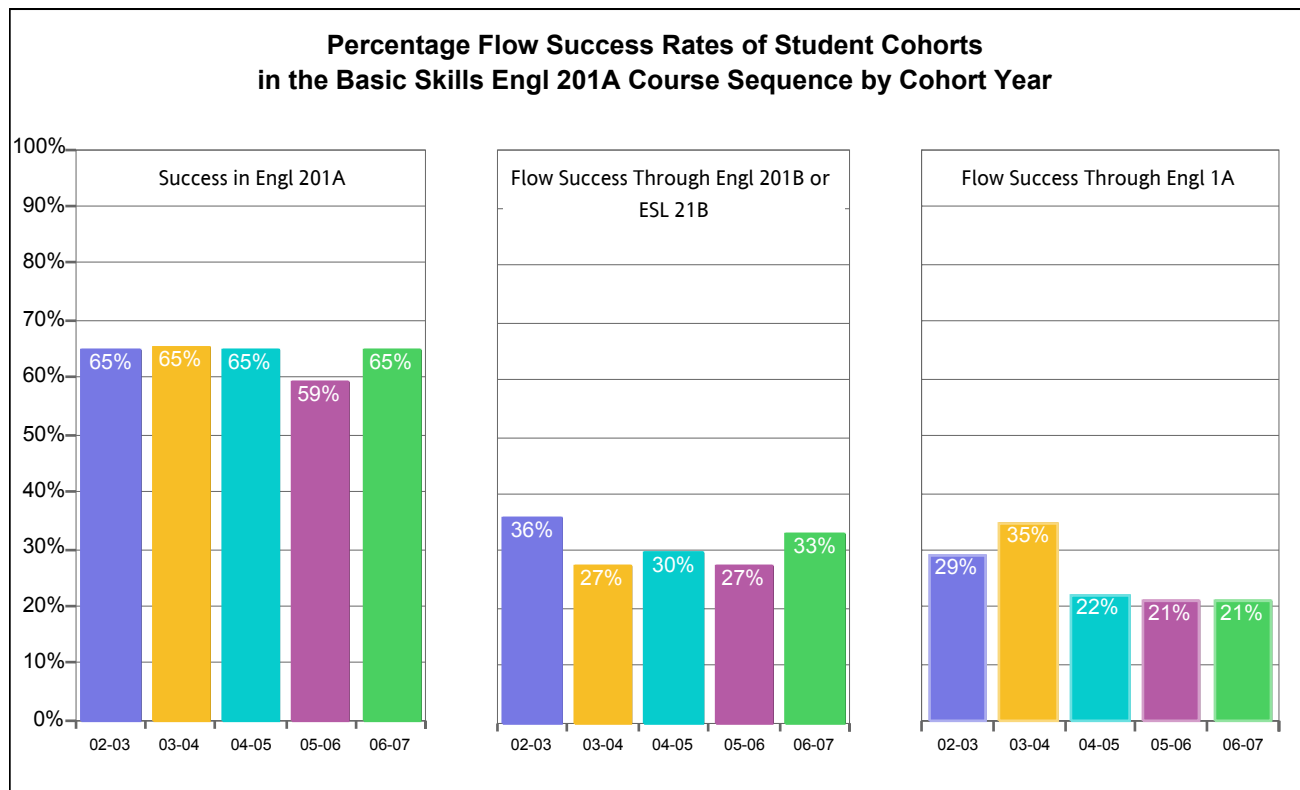
Dimension	1st Level Course			2nd Level Course				3rd Level Course			
	Attmp Engl 201A	Succ Engl 201A	Succ Rate	Attmp Engl201B/ ESL21B	Succ Engl201B/ ESL21B	Succ Rate	Flow Succ Rate	Attmp Engl 001A	Succ Engl 001A	Succ Rate	Flow Succ Rate
Combined Cohorts	869	559	64%	361	267	74%	31%	319	222	70%	26%

Note: All flow success rates are the number of individual students earning a grade of C or Pass or better at least once at each sequence level as a percentage of the initial cohort, that is, the number of students attempting and receiving a grade (including the W grade) in the initial first-level course during the cohort year.

Definitions:

1. Cohorts are defined as students taking and receiving a grade in the initial course in the Fall or Spring term of the specified cohort year.
2. Counts are unduplicated; students may have attempted and/or succeeded in a course more than once; multiple attempts and multiple successes at each level are counted only once.
3. Cohorts are followed from their initial term through the Fall 2009 term (including summer terms).
4. Students are tracked for classes after the initial college-based, first-level attempt at all four colleges.
5. Combined Cohorts is the aggregation of all available annual cohorts from 2002-03 to 2006-07. See Sequence by Cohort for details of each cohort.

Berkeley City College



Cohort Flow Counts and Flow Success Rates in the Basic Skills English 201A Course Sequence by Cohort Year

Cohort	1st Level Course			2nd Level Course				3rd Level Course			
	Attmp Engl 201A	Succ Engl 201A	Succ Rate	Attmp Engl201B/ ESL21B	Succ Engl201B/ ESL21B	Succ Rate	Flow Succ Rate	Attmp Engl 001A	Succ Engl 001A	Succ Rate	Flow Succ Rate
2002-03	151	98	65%	62	54	87%	36%	58	44	76%	29%
2003-04	153	100	65%	67	42	63%	27%	68	53	78%	35%
2004-05	182	118	65%	78	54	69%	30%	62	40	65%	22%
2005-06	183	108	59%	67	50	75%	27%	65	39	60%	21%
2006-07	235	152	65%	103	78	76%	33%	73	50	68%	21%
Combined	869	559	64%	361	267	74%	31%	319	222	70%	26%

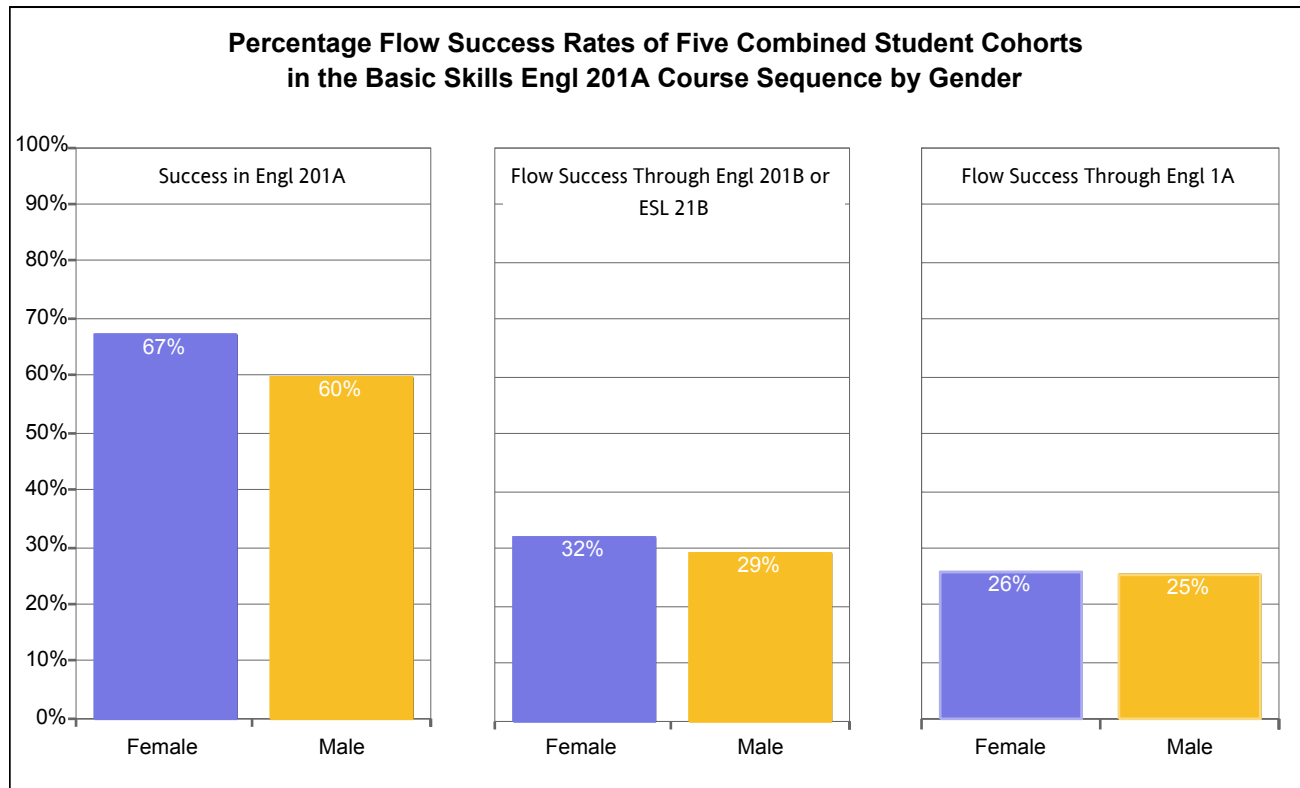
Note: All flow success rates are the number of individual students earning a grade of C or Pass or better at least once at each sequence level as a percentage of the initial cohort, that is, the number of students attempting and receiving a grade (including the W grade) in the initial first-level course during the cohort year.

Note: The Combined Cohort is not the linear sum of the indicated cohorts. Since an individual student may belong to more than one cohort, the Combined Cohort may count fewer students at various stages than the linear sum of the indicated cohorts.

Definitions:

1. Cohorts are defined as students taking and receiving a grade in the initial course in the Fall or Spring of the specified cohort year.
2. Counts are unduplicated; students may have attempted and/or succeeded in a course more than once; multiple attempts and multiple successes at each level are counted only once.
3. Cohorts are followed from their initial term through the Fall 2009 term (including summer terms).
4. Students are tracked for classes after the initial college-based, first-level attempt at all four colleges.
5. Combined Cohorts is the aggregation of all available annual cohorts from 2002-03 to 2006-07. See Sequence by Cohort for details of each cohort.

Berkeley City College



Combined Cohort Flow Counts and Flow Success Rates of Five Combined Student Cohorts for Basic Skills Engl 201A Sequence by Gender

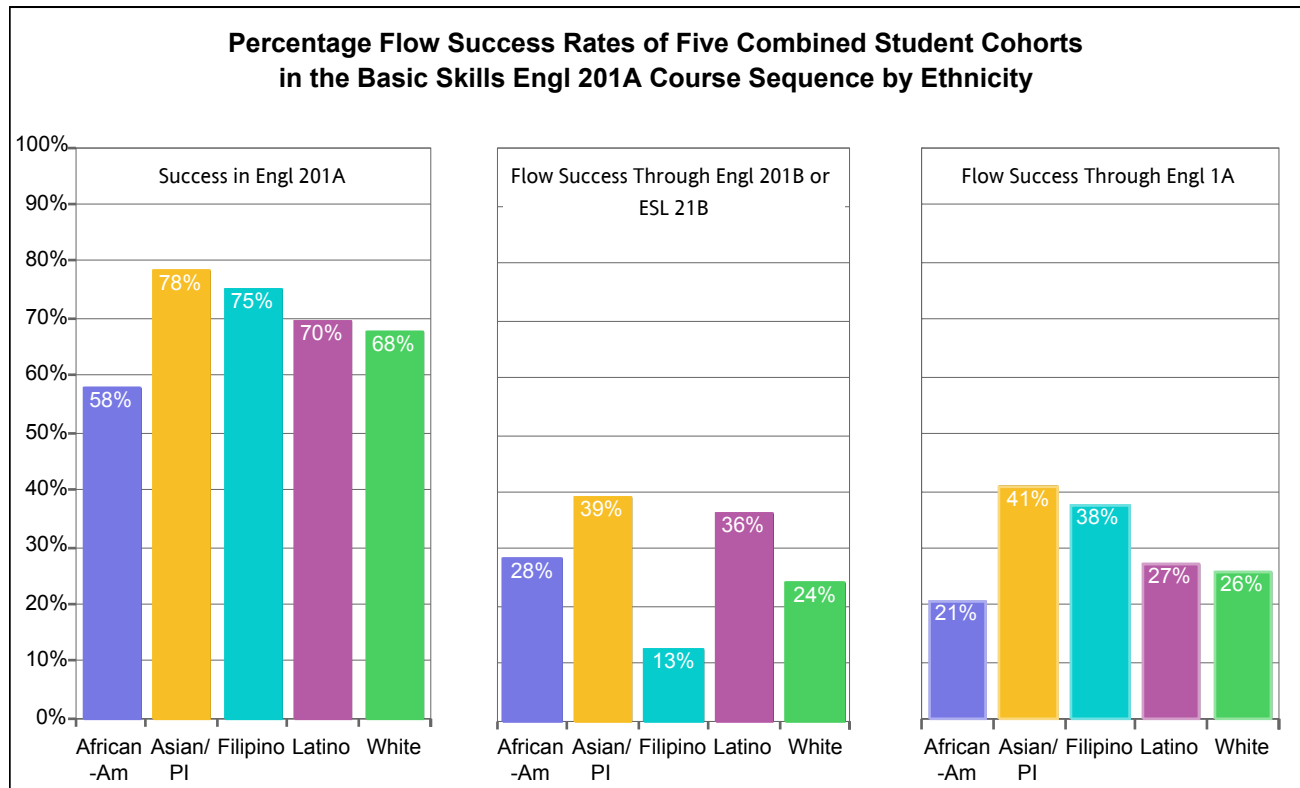
Gender	1st Level Course			2nd Level Course				3rd Level Course			
	Attmp Engl 201A	Succ Engl 201A	Succ Rate	Attmp Engl201B/ ESL21B	Succ Engl201B/ ESL21B	Succ Rate	Flow Succ Rate	Attmp Engl 001A	Succ Engl 001A	Succ Rate	Flow Succ Rate
Female	541	362	67%	219	172	79%	32%	202	139	69%	26%
Male	314	187	60%	136	91	67%	29%	112	80	71%	25%
Unkwn	14	10	71%	6	4	67%	29%	5	3	60%	21%
Combined	869	559	64%	361	267	74%	31%	319	222	70%	26%

Note: All flow success rates are the number of individual students earning a grade of C or Pass or better at least once at each sequence level as a percentage of the initial cohort, that is, the number of students attempting and receiving a grade (including the W grade) in the initial first-level course during the cohort year.

Definitions:

1. Cohorts are defined as students taking and receiving a grade in the initial course in the Fall or Spring of the specified cohort year.
2. Counts are unduplicated; students may have attempted and/or succeeded in a course more than once; multiple attempts and multiple successes at each level are counted only once.
3. Cohorts are followed from their initial term through the Fall 2009 term (including summer terms).
4. Students are tracked for classes after the initial college-based, first-level attempt at all four colleges.
5. Combined Cohorts is the aggregation of all available annual cohorts from 2002-03 to 2006-07. See Sequence by Cohort for details of each cohort.

Berkeley City College



Combined Cohort Flow Counts and Flow Success Rates of Five Combined Student Cohorts for Basic Skills Engl 201A Sequence by Ethnicity

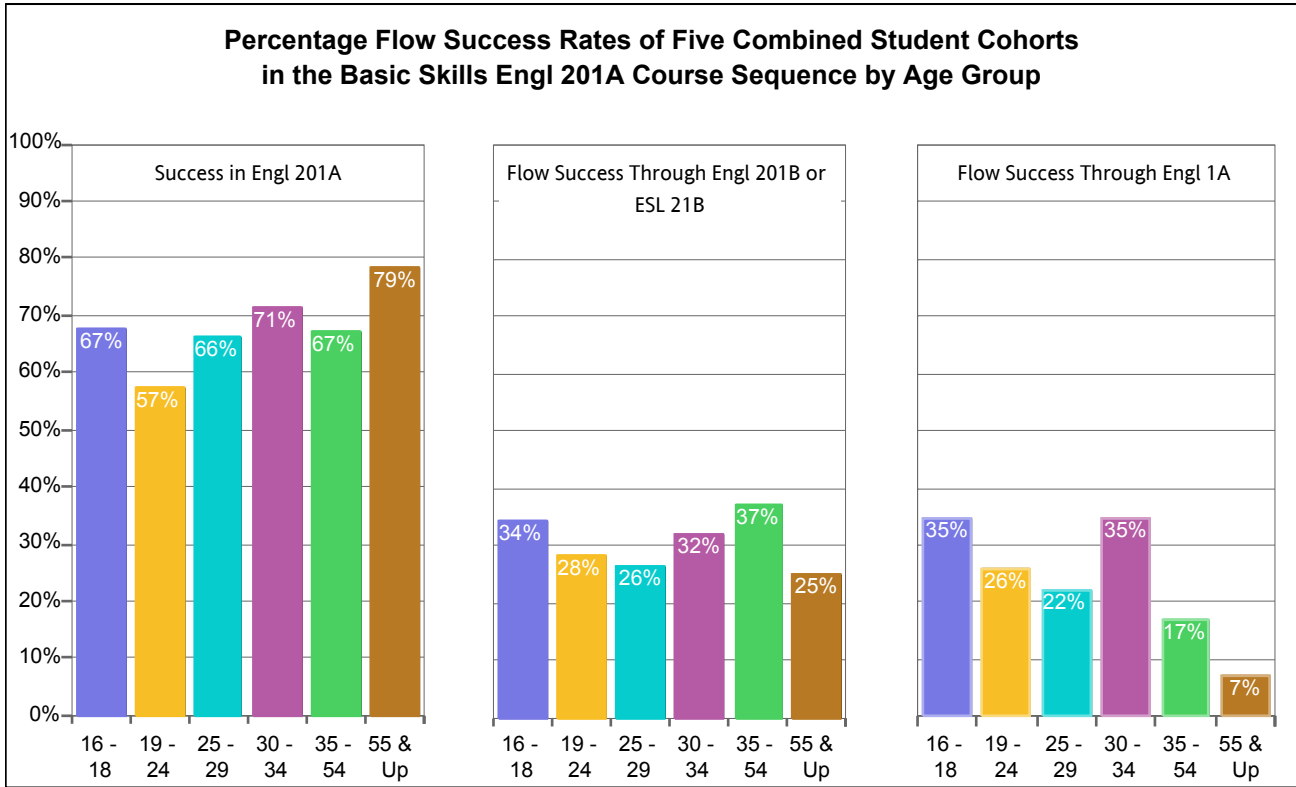
Ethnicity	1st Level Course			2nd Level Course				3rd Level Course			
	Attmp Engl 201A	Succ Engl 201A	Succ Rate	Attmp Engl201B/ ESL21B	Succ Engl201B/ ESL21B	Succ Rate	Flow Succ Rate	Attmp Engl 001A	Succ Engl 001A	Succ Rate	Flow Succ Rate
African-Am	402	233	58%	171	114	67%	28%	134	83	62%	21%
Asian/PI	133	104	78%	65	52	80%	39%	67	54	81%	41%
Filipino	8	6	75%	2	1	50%	13%	4	3	75%	38%
Latino	148	103	70%	68	54	79%	36%	56	40	71%	27%
Other/Unkwn	67	38	57%	21	18	86%	27%	20	12	60%	18%
White	112	76	68%	34	27	79%	24%	38	29	76%	26%
Combined	869	559	64%	361	267	74%	31%	319	222	70%	26%

Note: All flow success rates are the number of individual students earning a grade of C or Pass or better at least once at each sequence level as a percentage of the initial cohort, that is, the number of students attempting and receiving a grade (including the W grade) in the initial first-level course during the cohort year.

Definitions:

1. Cohorts are defined as students taking and receiving a grade in the initial course in the Fall or Spring of the specified cohort year.
2. Counts are unduplicated; students may have attempted and/or succeeded in a course more than once; multiple attempts and multiple successes at each level are counted only once.
3. Cohorts are followed from their initial term through the Fall 2009 term (including summer terms).
4. Students are tracked for classes after the initial college-based, first-level attempt at all four colleges.
5. Combined Cohorts is the aggregation of all available annual cohorts from 2002-03 to 2006-07. See Sequence by Cohort for details of each cohort.

Berkeley City College



Combined Cohort Flow Counts and Flow Success Rates of Five Combined Student Cohorts for Basic Skills Engl 201A Sequence by Age Group

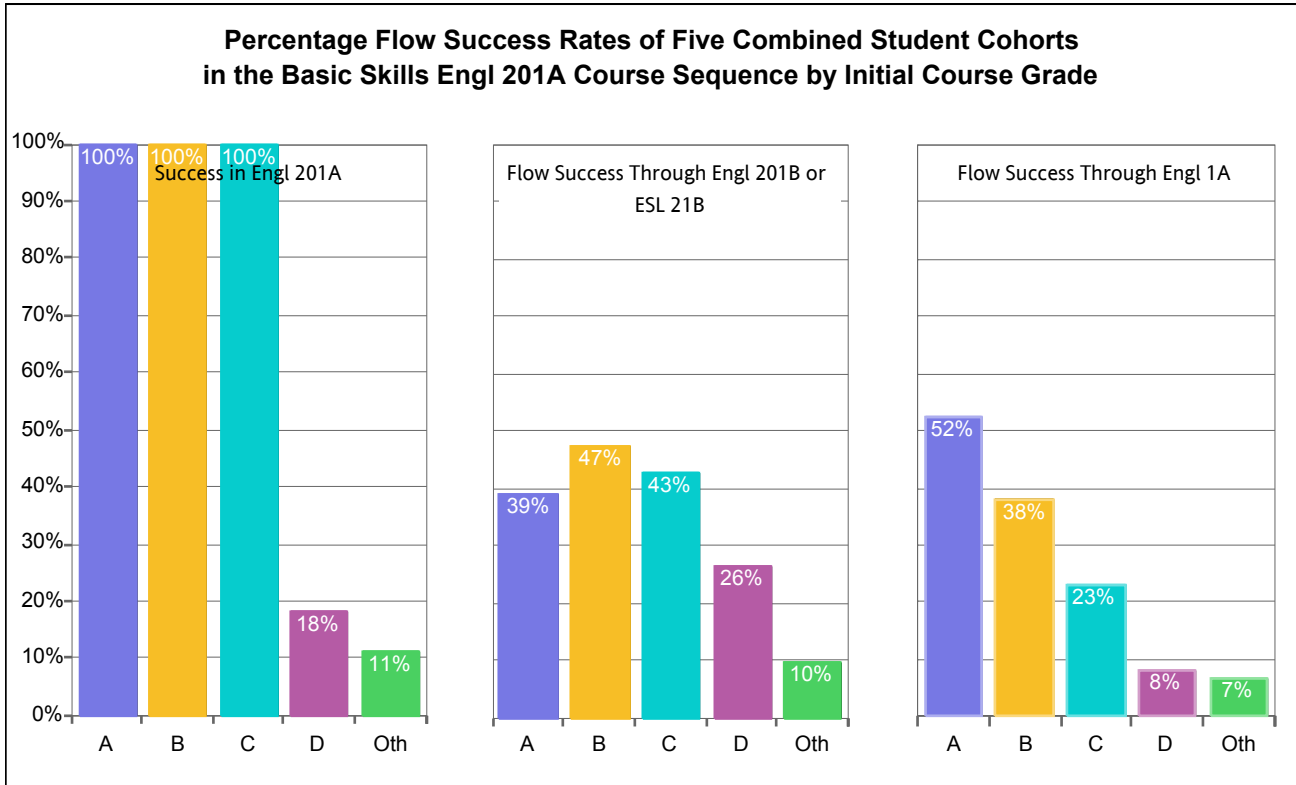
Age Group	1st Level Course			2nd Level Course				3rd Level Course			
	Attmp Engl 201A	Succ Engl 201A	Succ Rate	Attmp Engl201B/ ESL21B	Succ Engl201B/ ESL21B	Succ Rate	Flow Succ Rate	Attmp Engl 001A	Succ Engl 001A	Succ Rate	Flow Succ Rate
16 - 18	135	91	67%	57	46	81%	34%	56	47	84%	35%
19 - 24	363	208	57%	147	102	69%	28%	142	94	66%	26%
25 - 29	137	91	66%	49	36	73%	26%	47	30	64%	22%
30 - 34	66	47	71%	29	21	72%	32%	27	23	85%	35%
35 - 54	160	107	67%	71	59	83%	37%	44	27	61%	17%
55 & Up	28	22	79%	12	7	58%	25%	6	2	33%	7%
Combined	869	559	64%	361	267	74%	31%	319	222	70%	26%

Note: All flow success rates are the number of individual students earning a grade of C or Pass or better at least once at each sequence level as a percentage of the initial cohort, that is, the number of students attempting and receiving a grade (including the W grade) in the initial first-level course during the cohort year.

Definitions:

1. Cohorts are defined as students taking and receiving a grade in the initial course in the Fall or Spring of the specified cohort year.
2. Counts are unduplicated; students may have attempted and/or succeeded in a course more than once; multiple attempts and multiple successes at each level are counted only once.
3. Cohorts are followed from their initial term through the Fall 2009 term (including summer terms).
4. Students are tracked for classes after the initial college-based, first-level attempt at all four colleges.
5. Combined Cohorts is the aggregation of all available annual cohorts from 2002-03 to 2006-07. See Sequence by Cohort for details of each cohort.

Berkeley City College



Combined Cohort Flow Counts and Flow Success Rates of Five Combined Student Cohorts for Basic Skills Engl 201A Sequence by Initial Course Grade

Grade Grp	1st Level Course			2nd Level Course				3rd Level Course			
	Attmp Engl 201A	Succ Engl 201A	Succ Rate	Attmp Engl201B/ ESL21B	Succ Engl201B/ ESL21B	Succ Rate	Flow Succ Rate	Attmp Engl 001A	Succ Engl 001A	Succ Rate	Flow Succ Rate
A	143	143	100%	58	56	97%	39%	91	75	82%	52%
B	251	251	100%	144	119	83%	47%	135	95	70%	38%
C	140	140	100%	93	60	65%	43%	50	32	64%	23%
D	38	7	18%	15	10	67%	26%	10	3	30%	8%
Oth	319	36	11%	63	31	49%	10%	39	21	54%	7%
Combined	869	559	64%	361	267	74%	31%	319	222	70%	26%

Note: All flow success rates are the number of individual students earning a grade of C or Pass or better at least once at each sequence level as a percentage of the initial cohort, that is, the number of students attempting and receiving a grade (including the W grade) in the initial first-level course during the cohort year.

Definitions:

1. Cohorts are defined as students taking and receiving a grade in the initial course in the Fall or Spring of the specified cohort year.
2. Counts are unduplicated; students may have attempted and/or succeeded in a course more than once; multiple attempts and multiple successes at each level are counted only once.
3. Cohorts are followed from their initial term through the Fall 2009 term (including summer terms).
4. Students are tracked for classes after the initial college-based, first-level attempt at all four colleges.
5. Combined Cohorts is the aggregation of all available annual cohorts from 2002-03 to 2006-07. See Sequence by Cohort for details of each cohort.