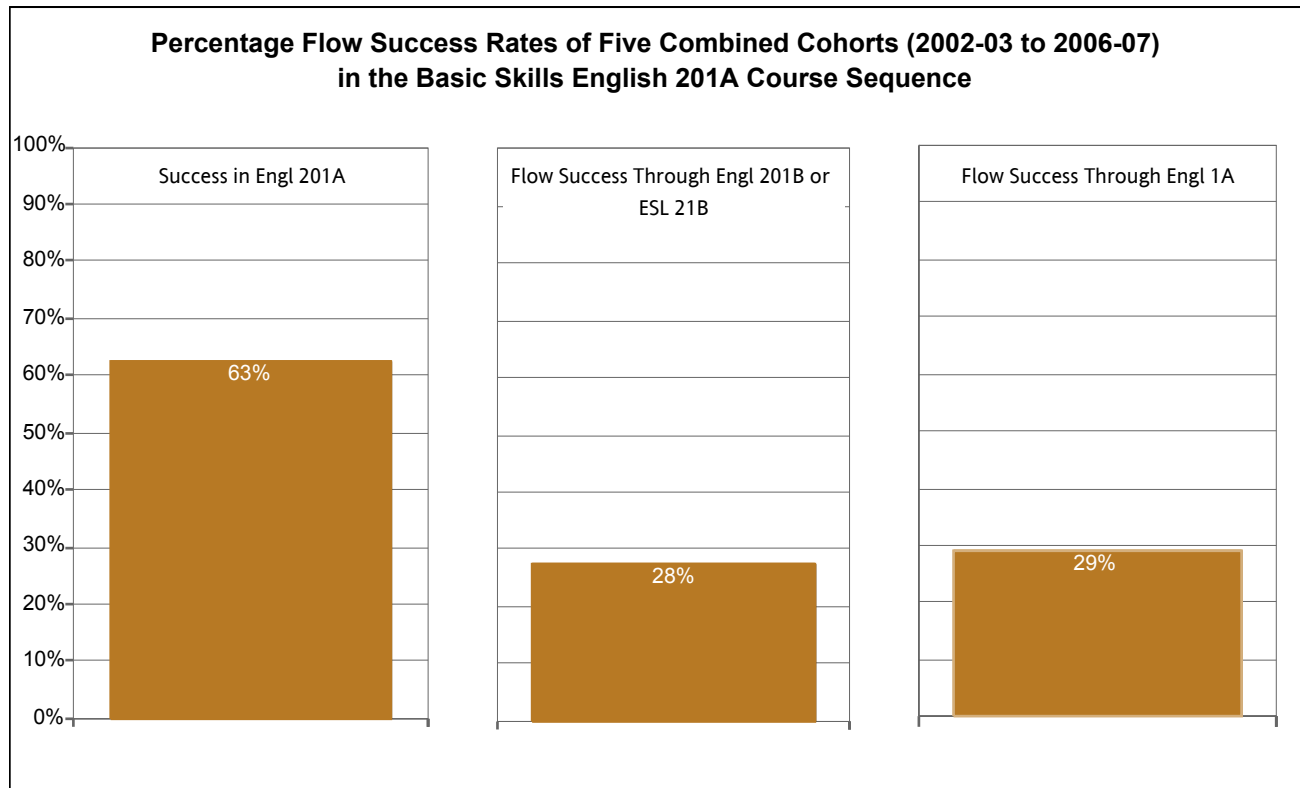


Laney College



**Flow Counts and Flow Success Rates of Five Combined Cohorts (2002-03 to 2006-07)
in the Basic Skills English 201A Course Sequence**

Dimension	1st Level Course			2nd Level Course				3rd Level Course			
	Attmp Engl 201A	Succ Engl 201A	Succ Rate	Attmp Engl201B/ ESL21B	Succ Engl201B/ ESL21B	Succ Rate	Flow Succ Rate	Attmp Engl 001A	Succ Engl 001A	Succ Rate	Flow Succ Rate
Combined Cohorts	2569	1,608	63%	921	710	77%	28%	1042	751	72%	29%

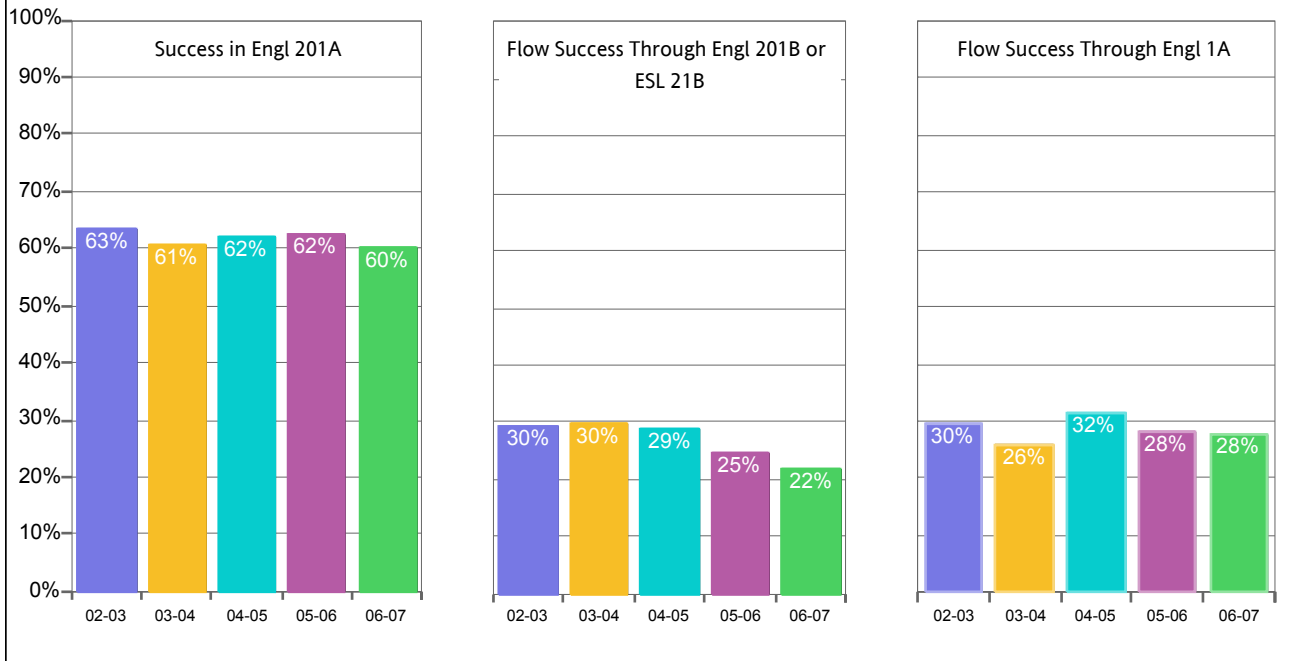
Note: All flow success rates are the number of individual students earning a grade of C or Pass or better at least once at each sequence level as a percentage of the initial cohort, that is, the number of students attempting and receiving a grade (including the W grade) in the initial first-level course during the cohort year.

Definitions:

1. Cohorts are defined as students taking and receiving a grade in the initial course in the Fall or Spring term of the specified cohort year.
2. Counts are unduplicated; students may have attempted and/or succeeded in a course more than once; multiple attempts and multiple successes at each level are counted only once.
3. Cohorts are followed from their initial term through the Fall 2009 term (including summer terms).
4. Students are tracked for classes after the initial college-based, first-level attempt at all four colleges.
5. Combined Cohorts is the aggregation of all available annual cohorts from 2002-03 to 2006-07. See Sequence by Cohort for details of each cohort.

Laney College

**Percentage Flow Success Rates of Student Cohorts
in the Basic Skills Engl 201A Course Sequence by Cohort Year**



**Cohort Flow Counts and Flow Success Rates
in the Basic Skills English 201A Course Sequence by Cohort Year**

Cohort	1st Level Course			2nd Level Course				3rd Level Course			
	Attmp Engl 201A	Succ Engl 201A	Succ Rate	Attmp Engl201B/ ESL21B	Succ Engl201B/ ESL21B	Succ Rate	Flow Succ Rate	Attmp Engl 001A	Succ Engl 001A	Succ Rate	Flow Succ Rate
2002-03	620	393	63%	231	183	79%	30%	252	184	73%	30%
2003-04	550	334	61%	204	163	80%	30%	217	142	65%	26%
2004-05	526	327	62%	201	152	76%	29%	220	166	75%	32%
2005-06	538	335	62%	170	133	78%	25%	206	150	73%	28%
2006-07	500	301	60%	165	110	67%	22%	198	139	70%	28%
Combined	2,569	1,608	63%	921	710	77%	28%	1,042	751	72%	29%

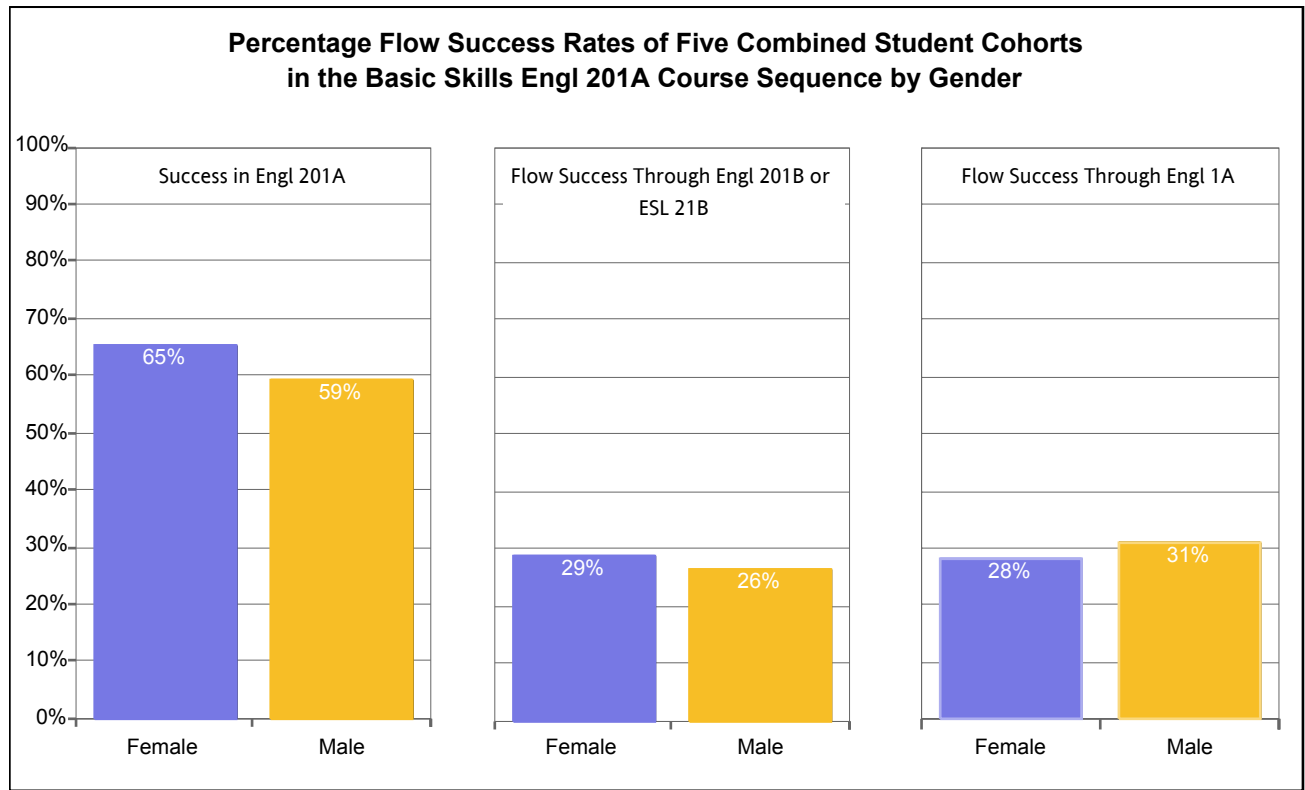
Note: All flow success rates are the number of individual students earning a grade of C or Pass or better at least once at each sequence level as a percentage of the initial cohort, that is, the number of students attempting and receiving a grade (including the W grade) in the initial first-level course during the cohort year.

Note: The Combined Cohort is not the linear sum of the indicated cohorts. Since an individual student may belong to more than one cohort, the Combined Cohort may count fewer students at various stages than the linear sum of the indicated cohorts.

Definitions:

1. Cohorts are defined as students taking and receiving a grade in the initial course in the Fall or Spring of the specified cohort year.
2. Counts are unduplicated; students may have attempted and/or succeeded in a course more than once; multiple attempts and multiple successes at each level are counted only once.
3. Cohorts are followed from their initial term through the Fall 2009 term (including summer terms).
4. Students are tracked for classes after the initial college-based, first-level attempt at all four colleges.
5. Combined Cohorts is the aggregation of all available annual cohorts from 2002-03 to 2006-07. See Sequence by Cohort for details of each cohort.

Laney College



Combined Cohort Flow Counts and Flow Success Rates of Five Combined Student Cohorts for Basic Skills Engl 201A Sequence by Gender

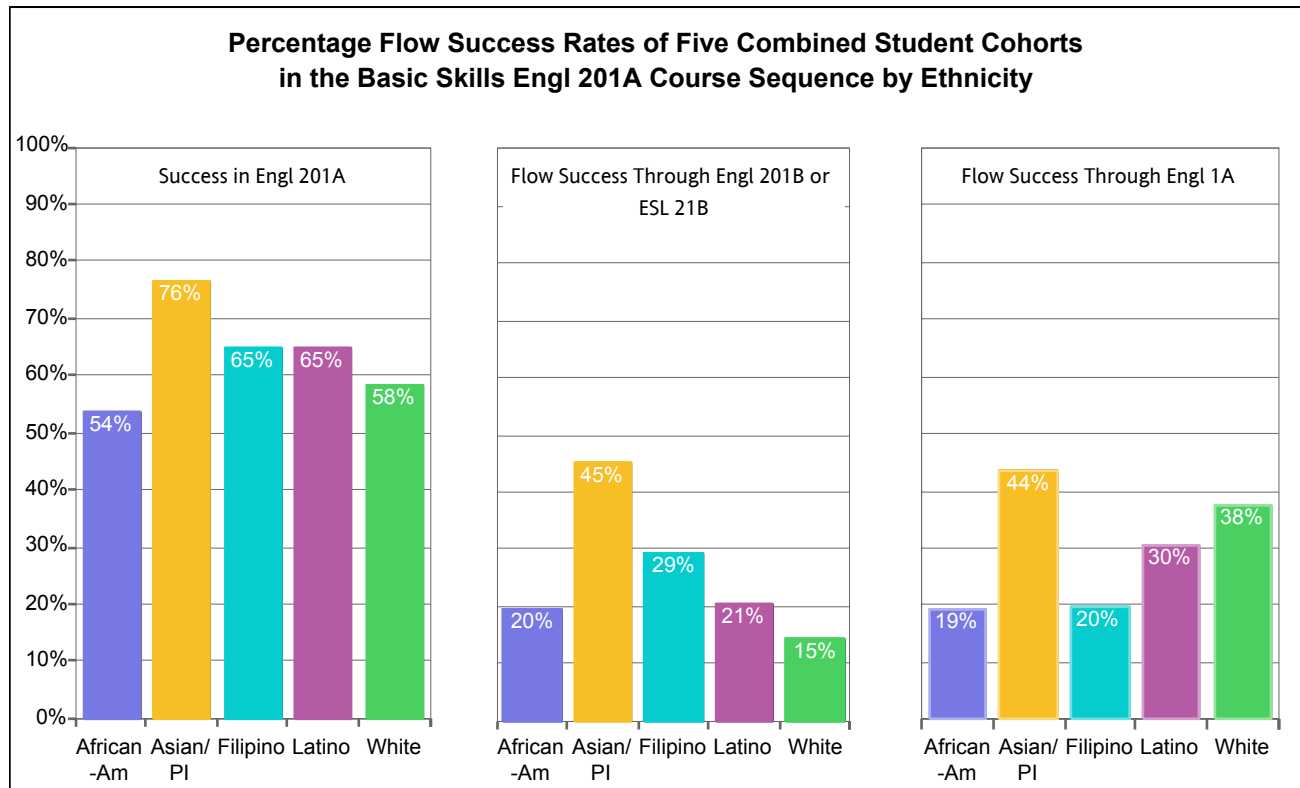
Gender	1st Level Course			2nd Level Course				3rd Level Course			
	Attmp Engl 201A	Succ Engl 201A	Succ Rate	Attmp Engl201B/ ESL21B	Succ Engl201B/ ESL21B	Succ Rate	Flow Succ Rate	Attmp Engl 001A	Succ Engl 001A	Succ Rate	Flow Succ Rate
Male	1,113	659	59%	384	292	76%	26%	472	342	72%	31%
Female	1,427	928	65%	526	408	78%	29%	555	401	72%	28%
Unkwn	29	21	72%	11	10	91%	34%	15	8	53%	28%
Combined	2,569	1,608	63%	921	710	77%	28%	1,042	751	72%	29%

Note: All flow success rates are the number of individual students earning a grade of C or Pass or better at least once at each sequence level as a percentage of the initial cohort, that is, the number of students attempting and receiving a grade (including the W grade) in the initial first-level course during the cohort year.

Definitions:

1. Cohorts are defined as students taking and receiving a grade in the initial course in the Fall or Spring of the specified cohort year.
2. Counts are unduplicated; students may have attempted and/or succeeded in a course more than once; multiple attempts and multiple successes at each level are counted only once.
3. Cohorts are followed from their initial term through the Fall 2009 term (including summer terms).
4. Students are tracked for classes after the initial college-based, first-level attempt at all four colleges.
5. Combined Cohorts is the aggregation of all available annual cohorts from 2002-03 to 2006-07. See Sequence by Cohort for details of each cohort.

Laney College



Combined Cohort Flow Counts and Flow Success Rates of Five Combined Student Cohorts for Basic Skills Engl 201A Sequence by Ethnicity

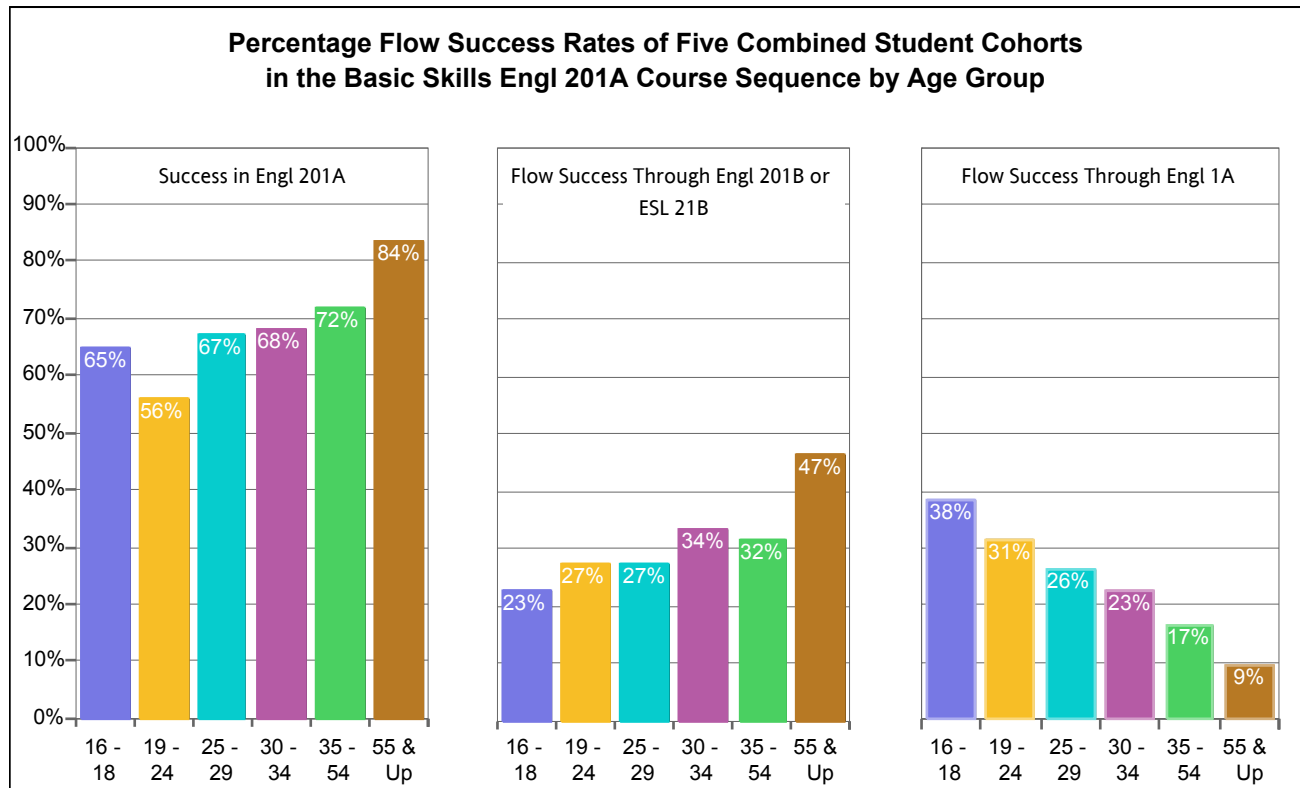
Ethnicity	1st Level Course			2nd Level Course				3rd Level Course			
	Attmp Engl 201A	Succ Engl 201A	Succ Rate	Attmp Engl201B/ ESL21B	Succ Engl201B/ ESL21B	Succ Rate	Flow Succ Rate	Attmp Engl 001A	Succ Engl 001A	Succ Rate	Flow Succ Rate
African-Am	1,180	635	54%	333	233	70%	20%	379	229	60%	19%
Asian/PI	751	573	76%	403	339	84%	45%	389	327	84%	44%
Filipino	51	33	65%	22	15	68%	29%	15	10	67%	20%
Latino	378	245	65%	107	78	73%	21%	169	115	68%	30%
Other/Unkwn	114	66	58%	34	31	91%	27%	47	34	72%	30%
White	96	56	58%	22	14	64%	15%	43	36	84%	38%
Combined	2,569	1,608	63%	921	710	77%	28%	1,042	751	72%	29%

Note: All flow success rates are the number of individual students earning a grade of C or Pass or better at least once at each sequence level as a percentage of the initial cohort, that is, the number of students attempting and receiving a grade (including the W grade) in the initial first-level course during the cohort year.

Definitions:

1. Cohorts are defined as students taking and receiving a grade in the initial course in the Fall or Spring of the specified cohort year.
2. Counts are unduplicated; students may have attempted and/or succeeded in a course more than once; multiple attempts and multiple successes at each level are counted only once.
3. Cohorts are followed from their initial term through the Fall 2009 term (including summer terms).
4. Students are tracked for classes after the initial college-based, first-level attempt at all four colleges.
5. Combined Cohorts is the aggregation of all available annual cohorts from 2002-03 to 2006-07. See Sequence by Cohort for details of each cohort.

Laney College



Combined Cohort Flow Counts and Flow Success Rates of Five Combined Student Cohorts for Basic Skills Engl 201A Sequence by Age Group

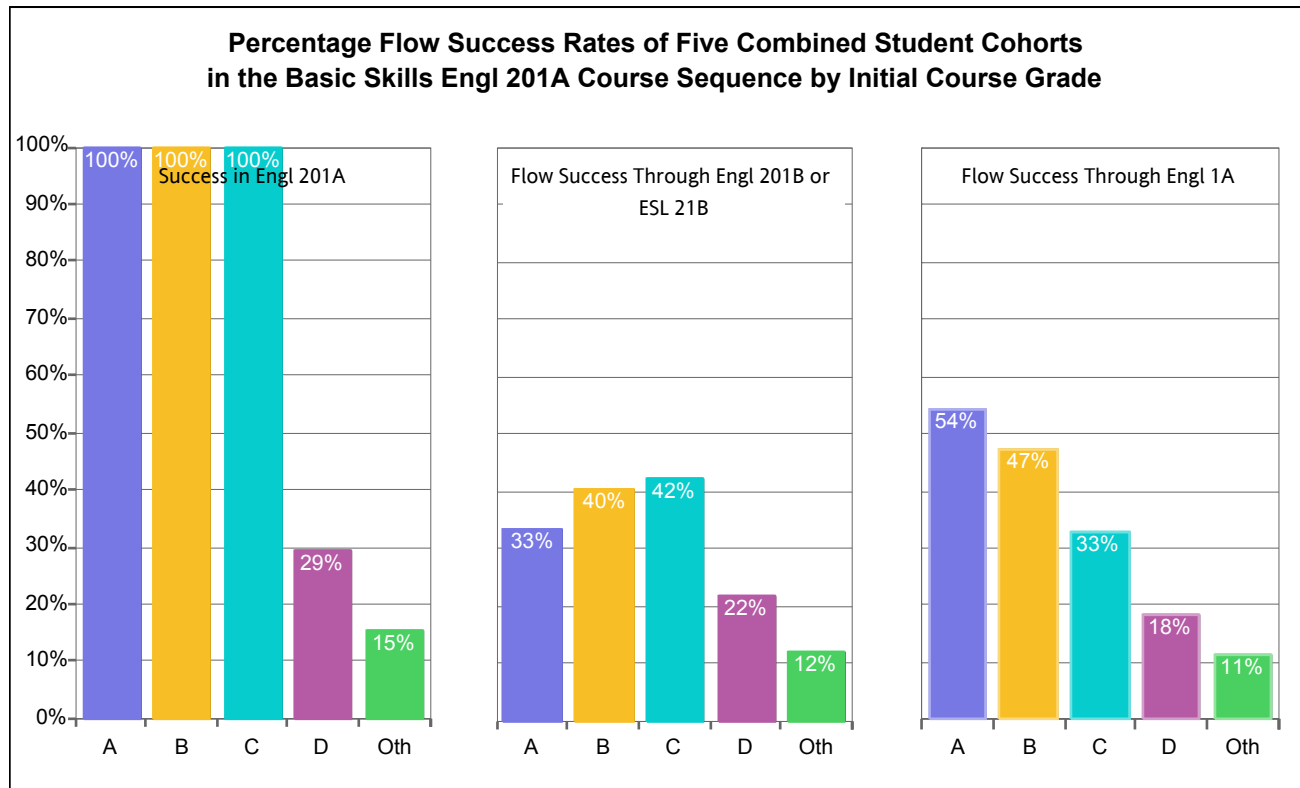
Age Group	1st Level Course			2nd Level Course				3rd Level Course			
	Attmp Engl 201A	Succ Engl 201A	Succ Rate	Attmp Engl201B/ ESL21B	Succ Engl201B/ ESL21B	Succ Rate	Flow Succ Rate	Attmp Engl 001A	Succ Engl 001A	Succ Rate	Flow Succ Rate
16 - 18	523	338	65%	166	119	72%	23%	289	201	70%	38%
19 - 24	1,229	690	56%	439	333	76%	27%	515	386	75%	31%
25 - 29	315	211	67%	115	86	75%	27%	116	82	71%	26%
30 - 34	173	118	68%	67	58	87%	34%	56	39	70%	23%
35 - 54	345	248	72%	131	109	83%	32%	88	57	65%	17%
55 & Up	43	36	84%	23	20	87%	47%	5	4	80%	9%
Combined	2,569	1,608	63%	921	710	77%	28%	1,042	751	72%	29%

Note: All flow success rates are the number of individual students earning a grade of C or Pass or better at least once at each sequence level as a percentage of the initial cohort, that is, the number of students attempting and receiving a grade (including the W grade) in the initial first-level course during the cohort year.

Definitions:

1. Cohorts are defined as students taking and receiving a grade in the initial course in the Fall or Spring of the specified cohort year.
2. Counts are unduplicated; students may have attempted and/or succeeded in a course more than once; multiple attempts and multiple successes at each level are counted only once.
3. Cohorts are followed from their initial term through the Fall 2009 term (including summer terms).
4. Students are tracked for classes after the initial college-based, first-level attempt at all four colleges.
5. Combined Cohorts is the aggregation of all available annual cohorts from 2002-03 to 2006-07. See Sequence by Cohort for details of each cohort.

Laney College



Combined Cohort Flow Counts and Flow Success Rates of Five Combined Student Cohorts for Basic Skills Engl 201A Sequence by Initial Course Grade

Grade Grp	1st Level Course			2nd Level Course				3rd Level Course			
	Attmp Engl 201A	Succ Engl 201A	Succ Rate	Attmp Engl201B/ ESL21B	Succ Engl201B/ ESL21B	Succ Rate	Flow Succ Rate	Attmp Engl 001A	Succ Engl 001A	Succ Rate	Flow Succ Rate
A	319	319	100%	118	106	90%	33%	201	173	86%	54%
B	569	569	100%	263	229	87%	40%	346	270	78%	47%
C	604	604	100%	346	254	73%	42%	293	198	68%	33%
D	198	58	29%	71	43	61%	22%	67	36	54%	18%
Oth	999	154	15%	180	119	66%	12%	191	112	59%	11%
Combined	2,569	1,608	63%	921	710	77%	28%	1,042	751	72%	29%

Note: All flow success rates are the number of individual students earning a grade of C or Pass or better at least once at each sequence level as a percentage of the initial cohort, that is, the number of students attempting and receiving a grade (including the W grade) in the initial first-level course during the cohort year.

Definitions:

1. Cohorts are defined as students taking and receiving a grade in the initial course in the Fall or Spring of the specified cohort year.
2. Counts are unduplicated; students may have attempted and/or succeeded in a course more than once; multiple attempts and multiple successes at each level are counted only once.
3. Cohorts are followed from their initial term through the Fall 2009 term (including summer terms).
4. Students are tracked for classes after the initial college-based, first-level attempt at all four colleges.
5. Combined Cohorts is the aggregation of all available annual cohorts from 2002-03 to 2006-07. See Sequence by Cohort for details of each cohort.