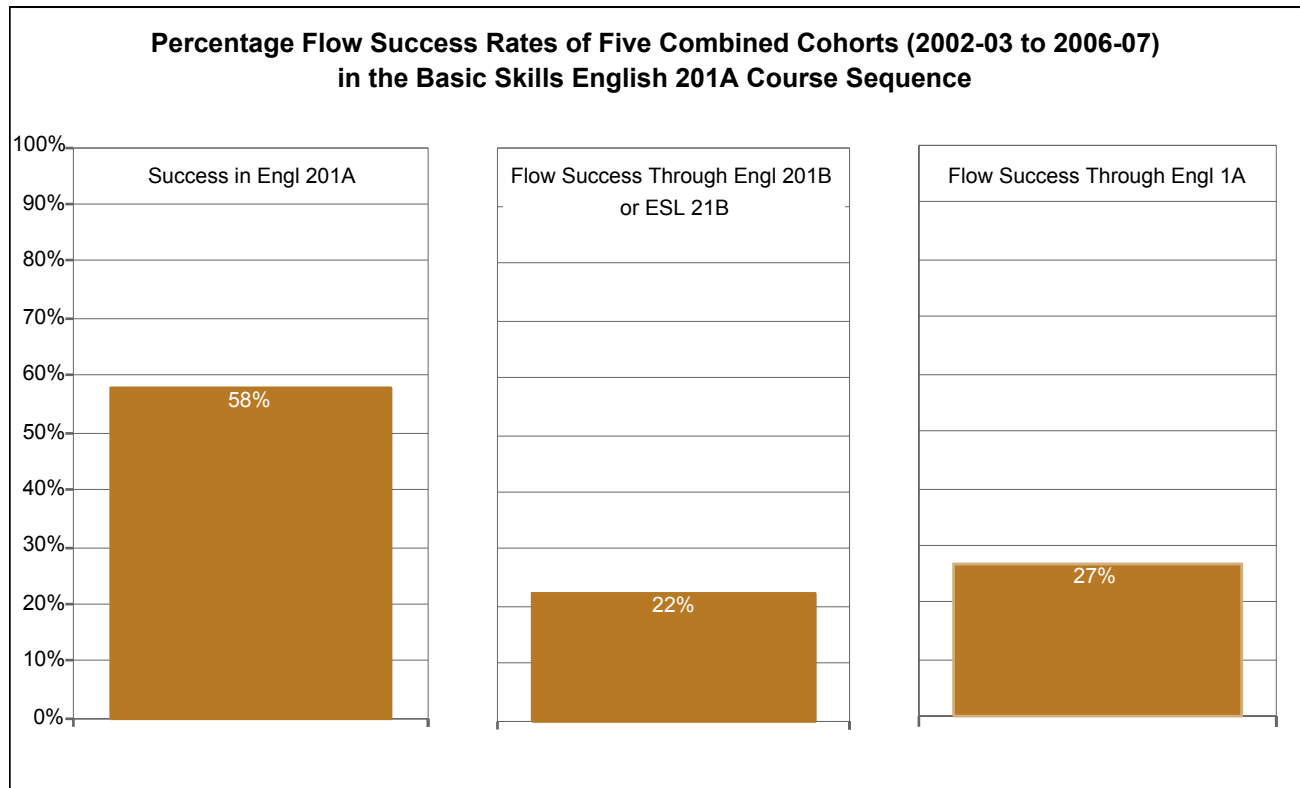


Merritt College



Flow Counts and Flow Success Rates of Five Combined Cohorts (2002-03 to 2006-07) in the Basic Skills English 201A Course Sequence

Dimension	1st Level Course			2nd Level Course				3rd Level Course			
	Attmp Engl 201A	Succ Engl 201A	Succ Rate	Attmp Engl201B/ ESL21B	Succ Engl201B/ ESL21B	Succ Rate	Flow Succ Rate	Attmp Engl 001A	Succ Engl 001A	Succ Rate	Flow Succ Rate
Combined Cohorts	1404	810	58%	456	313	69%	22%	537	376	70%	27%

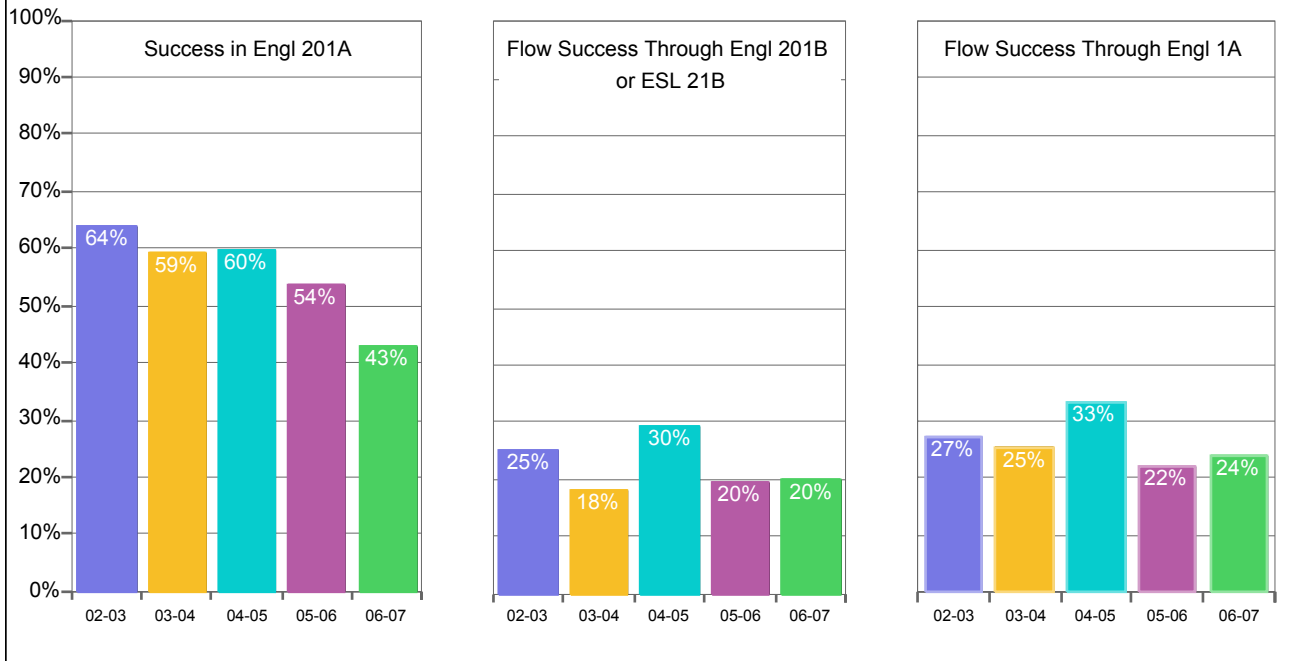
Note: All flow success rates are the number of individual students earning a grade of C or Pass or better at least once at each sequence level as a percentage of the initial cohort, that is, the number of students attempting and receiving a grade (including the W grade) in the initial first-level course during the cohort year.

Definitions:

1. Cohorts are defined as students taking and receiving a grade in the initial course in the Fall or Spring term of the specified cohort year.
2. Counts are unduplicated; students may have attempted and/or succeeded in a course more than once; multiple attempts and multiple successes at each level are counted only once.
3. Cohorts are followed from their initial term through the Fall 2009 term (including summer terms).
4. Students are tracked for classes after the initial college-based, first-level attempt at all four colleges.
5. Combined Cohorts is the aggregation of all available annual cohorts from 2002-03 to 2006-07. See Sequence by Cohort for details of each cohort.

Merritt College

**Percentage Flow Success Rates of Student Cohorts
in the Basic Skills Engl 201A Course Sequence by Cohort Year**



**Cohort Flow Counts and Flow Success Rates
in the Basic Skills English 201A Course Sequence by Cohort Year**

Cohort	1st Level Course			2nd Level Course				3rd Level Course			
	Attmp Engl 201A	Succ Engl 201A	Succ Rate	Attmp Engl201B/ ESL21B	Succ Engl201B/ ESL21B	Succ Rate	Flow Succ Rate	Attmp Engl 001A	Succ Engl 001A	Succ Rate	Flow Succ Rate
2002-03	320	204	64%	116	80	69%	25%	122	87	71%	27%
2003-04	402	239	59%	100	72	72%	18%	150	101	67%	25%
2004-05	254	152	60%	108	75	69%	30%	118	84	71%	33%
2005-06	268	144	54%	97	53	55%	20%	91	59	65%	22%
2006-07	241	103	43%	68	48	71%	20%	75	57	76%	24%
Combined	1,404	810	58%	456	313	69%	22%	537	376	70%	27%

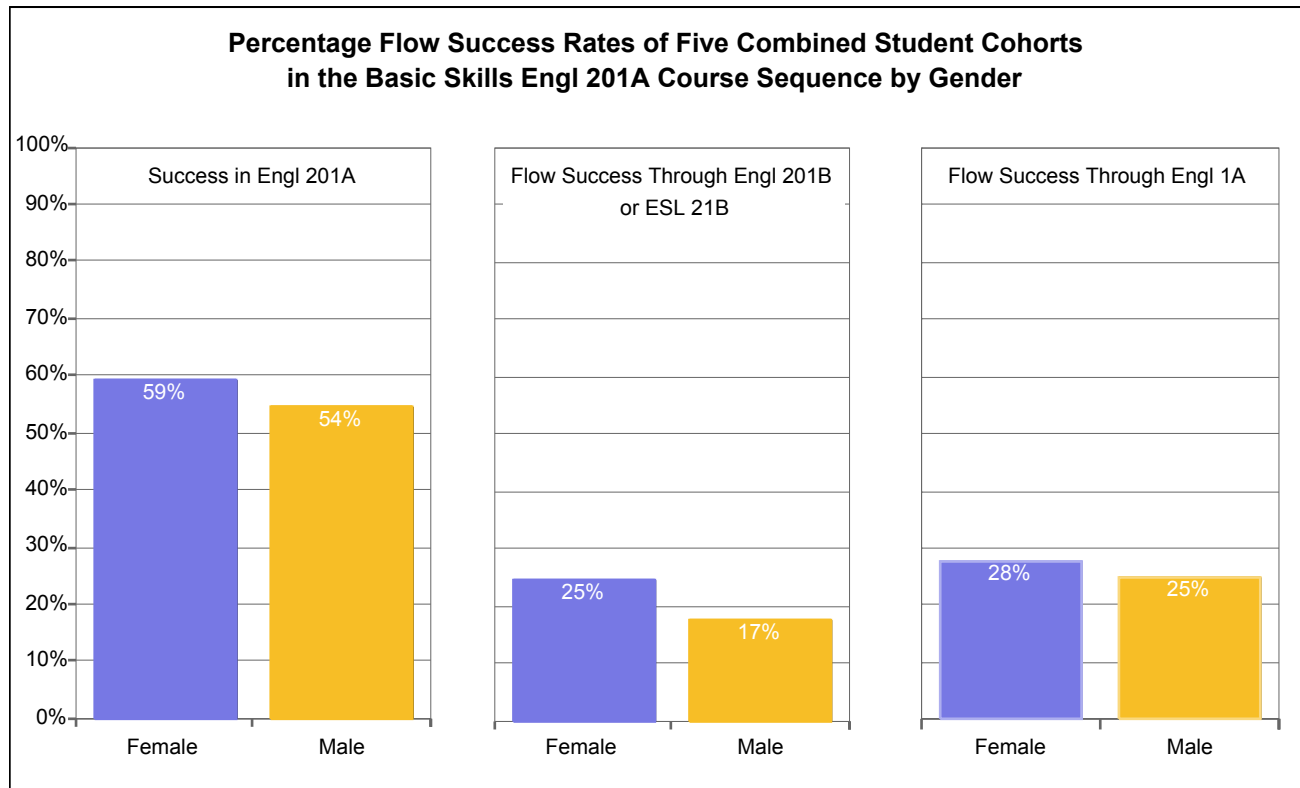
Note: All flow success rates are the number of individual students earning a grade of C or Pass or better at least once at each sequence level as a percentage of the initial cohort, that is, the number of students attempting and receiving a grade (including the W grade) in the initial first-level course during the cohort year.

Note: The Combined Cohort is not the linear sum of the indicated cohorts. Since an individual student may belong to more than one cohort, the Combined Cohort may count fewer students at various stages than the linear sum of the indicated cohorts.

Definitions:

1. Cohorts are defined as students taking and receiving a grade in the initial course in the Fall or Spring of the specified cohort year.
2. Counts are unduplicated; students may have attempted and/or succeeded in a course more than once; multiple attempts and multiple successes at each level are counted only once.
3. Cohorts are followed from their initial term through the Fall 2009 term (including summer terms).
4. Students are tracked for classes after the initial college-based, first-level attempt at all four colleges.
5. Combined Cohorts is the aggregation of all available annual cohorts from 2002-03 to 2006-07. See Sequence by Cohort for details of each cohort.

Merritt College



Combined Cohort Flow Counts and Flow Success Rates of Five Combined Student Cohorts for Basic Skills Engl 201A Sequence by Gender

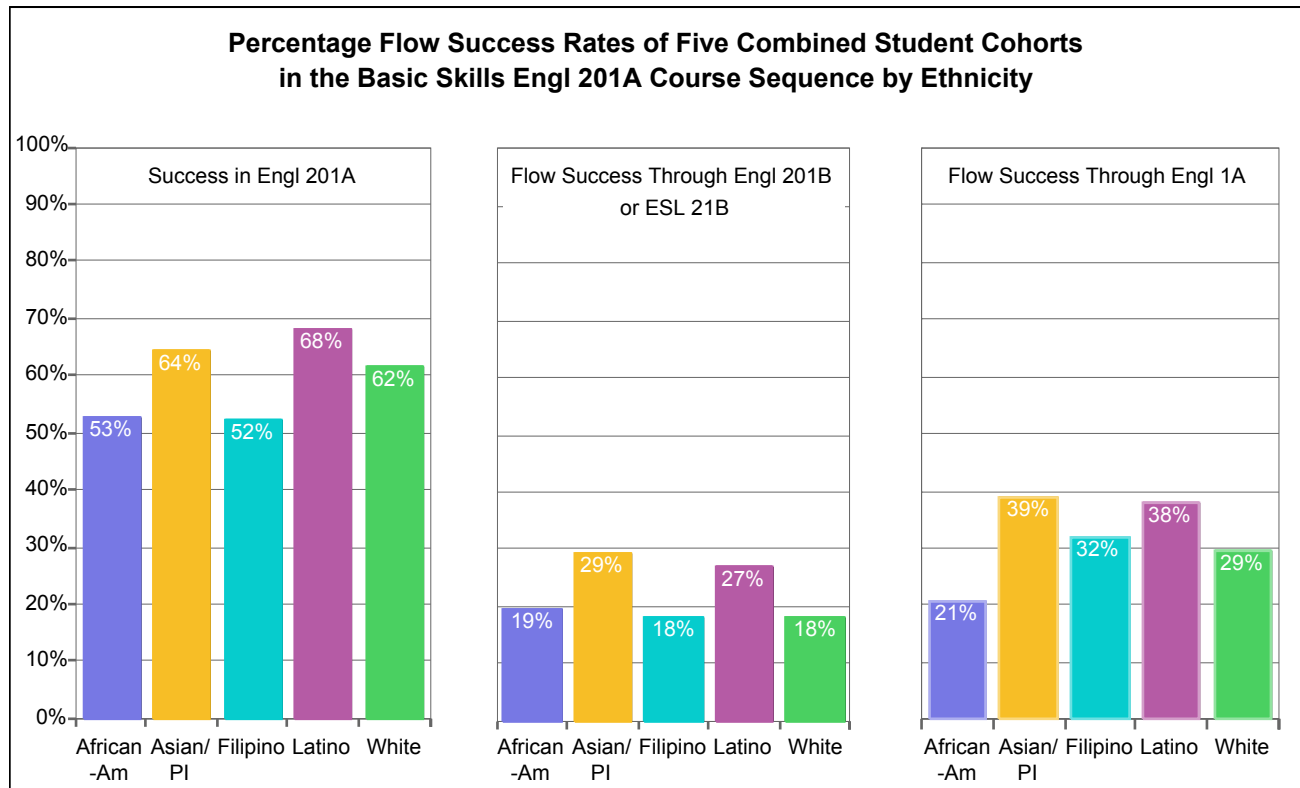
Gender	1st Level Course			2nd Level Course				3rd Level Course			
	Attmp Engl 201A	Succ Engl 201A	Succ Rate	Attmp Engl201B/ ESL21B	Succ Engl201B/ ESL21B	Succ Rate	Flow Succ Rate	Attmp Engl 001A	Succ Engl 001A	Succ Rate	Flow Succ Rate
Female	949	562	59%	331	234	71%	25%	377	262	69%	28%
Male	437	238	54%	122	76	62%	17%	152	108	71%	25%
Unkwn	18	10	56%	3	3	100%	17%	8	6	75%	33%
Combined	1,404	810	58%	456	313	69%	22%	537	376	70%	27%

Note: All flow success rates are the number of individual students earning a grade of C or Pass or better at least once at each sequence level as a percentage of the initial cohort, that is, the number of students attempting and receiving a grade (including the W grade) in the initial first-level course during the cohort year.

Definitions:

1. Cohorts are defined as students taking and receiving a grade in the initial course in the Fall or Spring of the specified cohort year.
2. Counts are unduplicated; students may have attempted and/or succeeded in a course more than once; multiple attempts and multiple successes at each level are counted only once.
3. Cohorts are followed from their initial term through the Fall 2009 term (including summer terms).
4. Students are tracked for classes after the initial college-based, first-level attempt at all four colleges.
5. Combined Cohorts is the aggregation of all available annual cohorts from 2002-03 to 2006-07. See Sequence by Cohort for details of each cohort.

Merritt College



Combined Cohort Flow Counts and Flow Success Rates of Five Combined Student Cohorts for Basic Skills Engl 201A Sequence by Ethnicity

Ethnicity	1st Level Course			2nd Level Course				3rd Level Course			
	Attmp Engl 201A	Succ Engl 201A	Succ Rate	Attmp Engl201B/ESL21B	Succ Engl201B/ESL21B	Succ Rate	Flow Succ Rate	Attmp Engl 001A	Succ Engl 001A	Succ Rate	Flow Succ Rate
African-Am	811	428	53%	261	158	61%	19%	254	169	67%	21%
Asian/PI	123	79	64%	47	36	77%	29%	66	48	73%	39%
Filipino	44	23	52%	11	8	73%	18%	19	14	74%	32%
Latino	265	181	68%	88	72	82%	27%	139	101	73%	38%
Other/Unkwn	83	51	61%	30	25	83%	30%	29	21	72%	25%
White	78	48	62%	19	14	74%	18%	30	23	77%	29%
Combined	1,404	810	58%	456	313	69%	22%	537	376	70%	27%

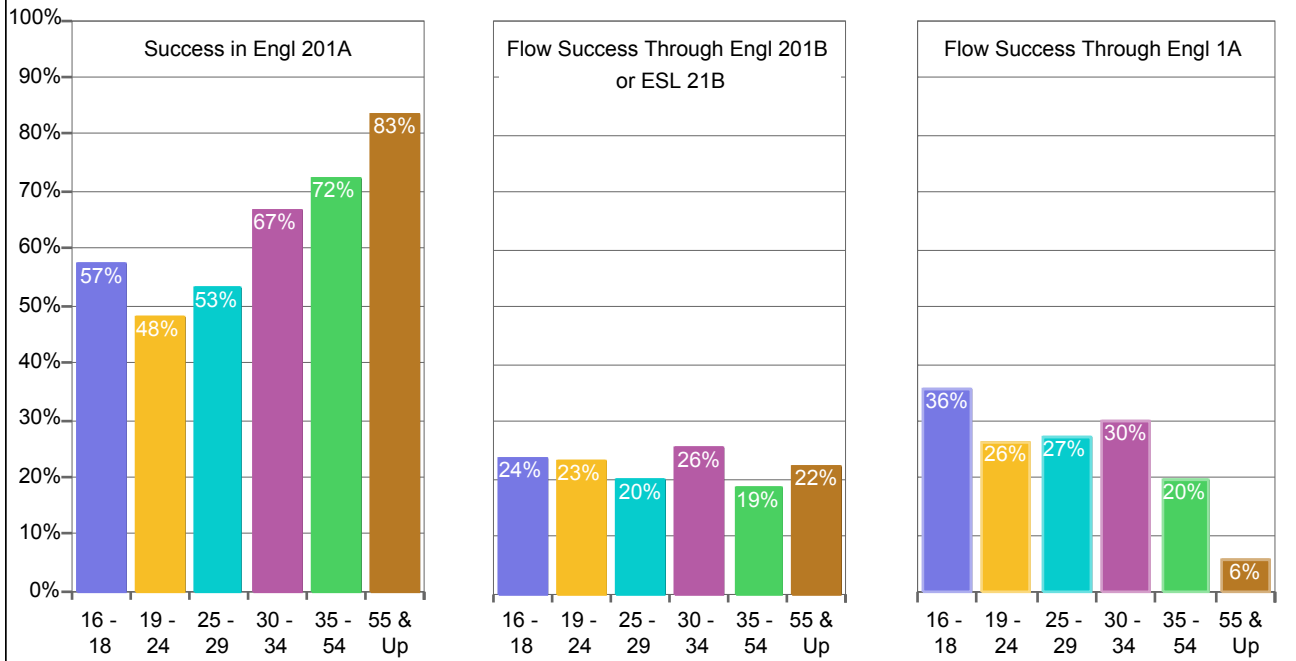
Note: All flow success rates are the number of individual students earning a grade of C or Pass or better at least once at each sequence level as a percentage of the initial cohort, that is, the number of students attempting and receiving a grade (including the W grade) in the initial first-level course during the cohort year.

Definitions:

1. Cohorts are defined as students taking and receiving a grade in the initial course in the Fall or Spring of the specified cohort year.
2. Counts are unduplicated; students may have attempted and/or succeeded in a course more than once; multiple attempts and multiple successes at each level are counted only once.
3. Cohorts are followed from their initial term through the Fall 2009 term (including summer terms).
4. Students are tracked for classes after the initial college-based, first-level attempt at all four colleges.
5. Combined Cohorts is the aggregation of all available annual cohorts from 2002-03 to 2006-07. See Sequence by Cohort for details of each cohort.

Merritt College

Percentage Flow Success Rates of Five Combined Student Cohorts in the Basic Skills Engl 201A Course Sequence by Age Group



Combined Cohort Flow Counts and Flow Success Rates of Five Combined Student Cohorts for Basic Skills Engl 201A Sequence by Age Group

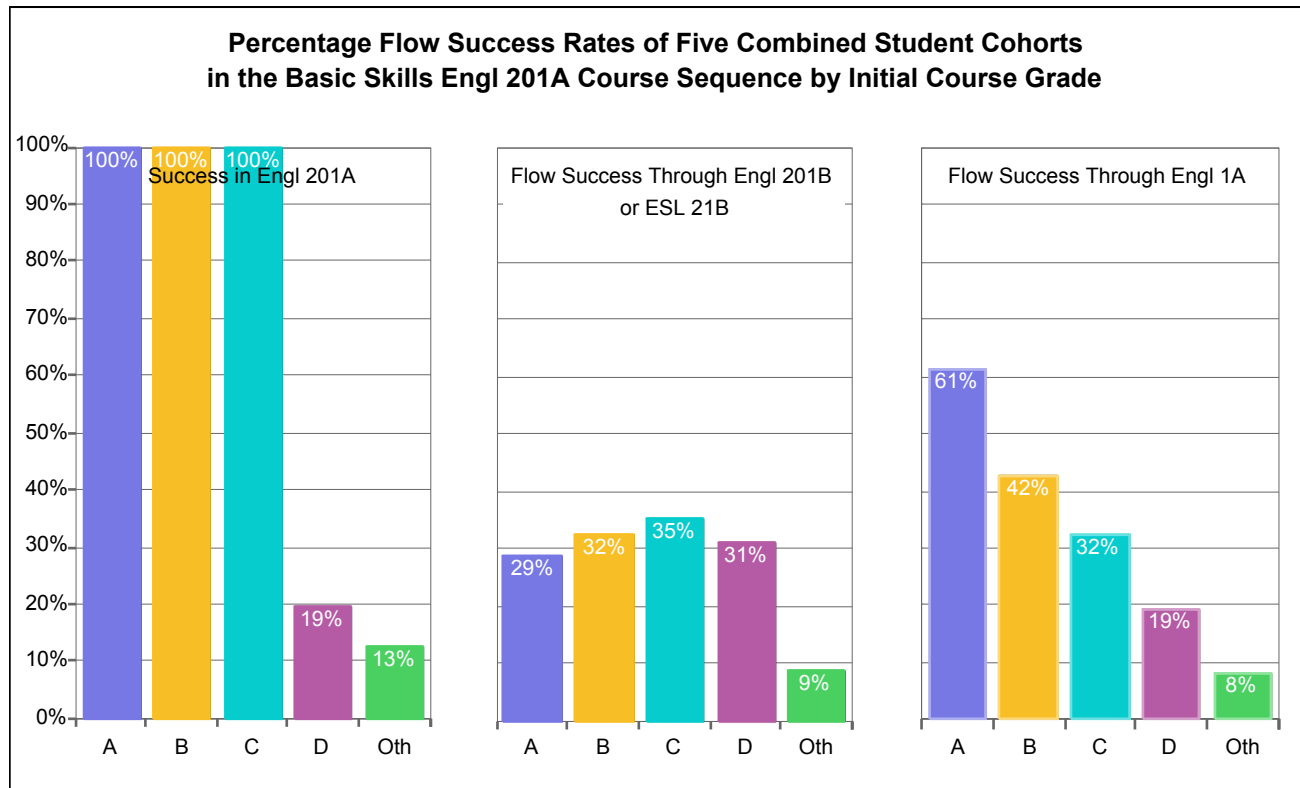
Age Group	1st Level Course			2nd Level Course				3rd Level Course			
	Attmp Engl 201A	Succ Engl 201A	Succ Rate	Attmp Engl201B/ ESL21B	Succ Engl201B/ ESL21B	Succ Rate	Flow Succ Rate	Attmp Engl 001A	Succ Engl 001A	Succ Rate	Flow Succ Rate
16 - 18	287	165	57%	98	68	69%	24%	135	102	76%	36%
19 - 24	590	283	48%	207	138	67%	23%	230	155	67%	26%
25 - 29	152	81	53%	51	30	59%	20%	64	41	64%	27%
30 - 34	90	60	67%	27	23	85%	26%	34	27	79%	30%
35 - 54	274	198	72%	72	51	71%	19%	77	54	70%	20%
55 & Up	36	30	83%	9	8	89%	22%	3	2	67%	6%
Combined	1,404	810	58%	456	313	69%	22%	537	376	70%	27%

Note: All flow success rates are the number of individual students earning a grade of C or Pass or better at least once at each sequence level as a percentage of the initial cohort, that is, the number of students attempting and receiving a grade (including the W grade) in the initial first-level course during the cohort year.

Definitions:

1. Cohorts are defined as students taking and receiving a grade in the initial course in the Fall or Spring of the specified cohort year.
2. Counts are unduplicated; students may have attempted and/or succeeded in a course more than once; multiple attempts and multiple successes at each level are counted only once.
3. Cohorts are followed from their initial term through the Fall 2009 term (including summer terms).
4. Students are tracked for classes after the initial college-based, first-level attempt at all four colleges.
5. Combined Cohorts is the aggregation of all available annual cohorts from 2002-03 to 2006-07. See Sequence by Cohort for details of each cohort.

Merritt College



Combined Cohort Flow Counts and Flow Success Rates of Five Combined Student Cohorts for Basic Skills Engl 201A Sequence by Initial Course Grade

Grade Grp	1st Level Course			2nd Level Course				3rd Level Course			
	Attmp Engl 201A	Succ Engl 201A	Succ Rate	Attmp Engl201B/ ESL21B	Succ Engl201B/ ESL21B	Succ Rate	Flow Succ Rate	Attmp Engl 001A	Succ Engl 001A	Succ Rate	Flow Succ Rate
A	157	157	100%	50	45	90%	29%	114	96	84%	61%
B	316	316	100%	134	102	76%	32%	184	134	73%	42%
C	286	286	100%	147	101	69%	35%	135	92	68%	32%
D	113	22	19%	57	35	61%	31%	45	22	49%	19%
Oth	589	74	13%	99	52	53%	9%	85	48	56%	8%
Combined	1,404	810	58%	456	313	69%	22%	537	376	70%	27%

Note: All flow success rates are the number of individual students earning a grade of C or Pass or better at least once at each sequence level as a percentage of the initial cohort, that is, the number of students attempting and receiving a grade (including the W grade) in the initial first-level course during the cohort year.

Definitions:

1. Cohorts are defined as students taking and receiving a grade in the initial course in the Fall or Spring of the specified cohort year.
2. Counts are unduplicated; students may have attempted and/or succeeded in a course more than once; multiple attempts and multiple successes at each level are counted only once.
3. Cohorts are followed from their initial term through the Fall 2009 term (including summer terms).
4. Students are tracked for classes after the initial college-based, first-level attempt at all four colleges.
5. Combined Cohorts is the aggregation of all available annual cohorts from 2002-03 to 2006-07. See Sequence by Cohort for details of each cohort.