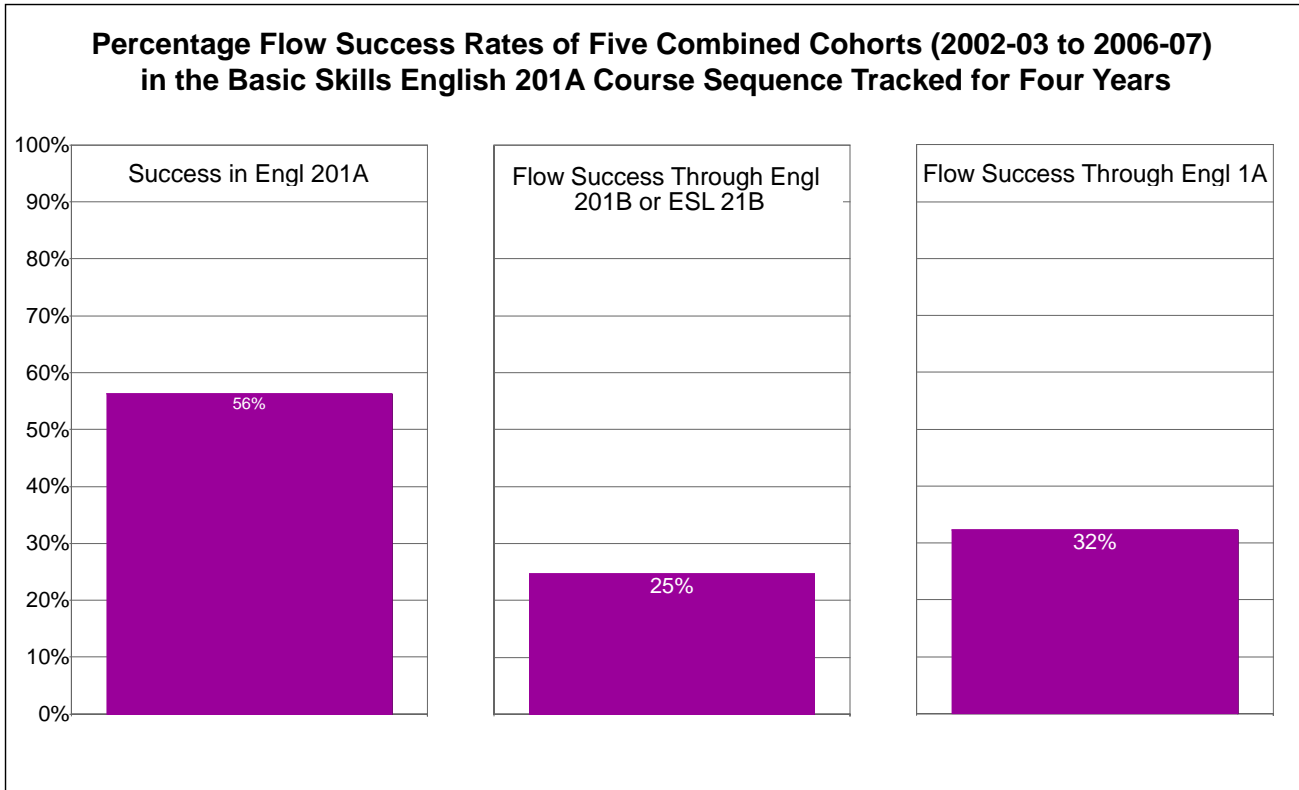


College of Alameda



Flow Counts and Flow Success Rates of Five Combined Cohorts (2002-03 to 2006-07) in the Basic Skills English 201A Course Sequence Tracked for Four Years

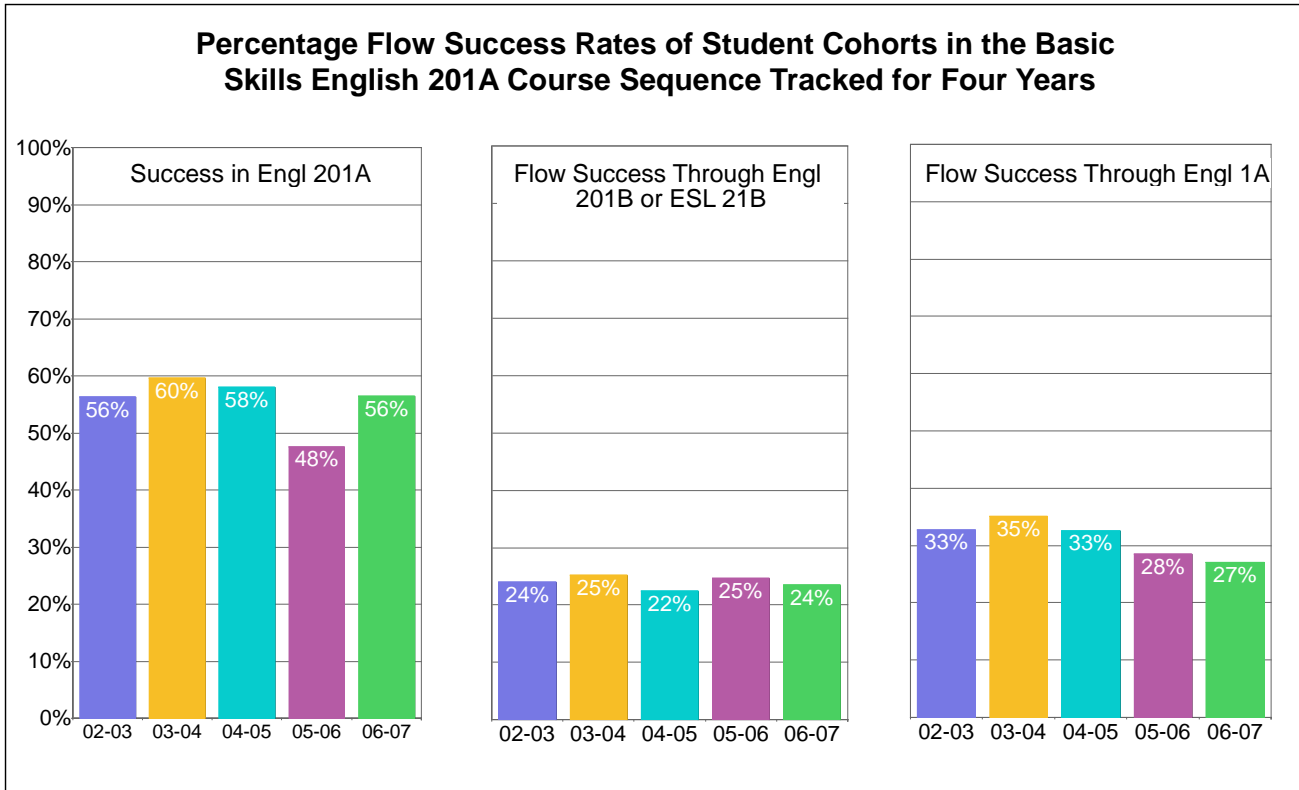
Dimension	1st Level Course			2nd Level Course				3rd Level Course			
	Attmp Engl 201A	Succ Engl 201A	Succ Rate	Attmp Engl 201B / ESL21B	Succ Engl 201B / ESL21B	Succ Rate	Flow Succ Rate	Attmp Engl 1A	Succ Engl 1A	Succ Rate	Flow Succ Rate
Combined Cohorts	1,365	769	56%	499	337	68%	25%	602	441	73%	32%

Note: All flow success rates are the number of individual students earning a grade of C or Pass or better at least once at each sequence level as a percentage of the initial cohort, that is, the number of students attempting and receiving a grade (including the W grade) in the initial first-level course during the cohort year.

Definitions:

1. Cohorts are defined as students taking and receiving a grade in the initial course in the Fall or Spring term of the specified cohort year.
2. Counts are unduplicated; students may have attempted and/or succeeded in a course more than once; multiple attempts and multiple successes at each level are counted only once.
3. Cohorts are followed from their initial term through the Summer of the last of the indicated number of years (including summer terms between).
4. Students are tracked for classes after the initial college-based, first-level attempt at all four colleges.
5. Combined Cohorts is the aggregation of all available annual cohorts. See report page "Sequence by Cohort" for details of each cohort.

College of Alameda



Cohort Flow Counts and Flow Success Rates in the Basic Skills English 201A Course Sequence Tracked for Four Years

Cohort	1st Level Course			2nd Level Course				3rd Level Course			
	Attmp Engl 201A	Succ Engl 201A	Succ Rate	Attmp Engl 201B / ESL21B	Succ Engl 201B / ESL21B	Succ Rate	Flow Succ Rate	Attmp Engl 1A	Succ Engl 1A	Succ Rate	Flow Succ Rate
2002-03	300	169	56%	107	72	67%	24%	137	98	72%	33%
2003-04	305	182	60%	114	77	68%	25%	143	107	75%	35%
2004-05	298	173	58%	116	67	58%	22%	131	97	74%	33%
2005-06	288	137	48%	98	71	72%	25%	114	82	72%	28%
2006-07	255	144	56%	89	60	67%	24%	104	69	66%	27%
Combined	1,365	769	56%	499	337	68%	25%	602	441	73%	32%

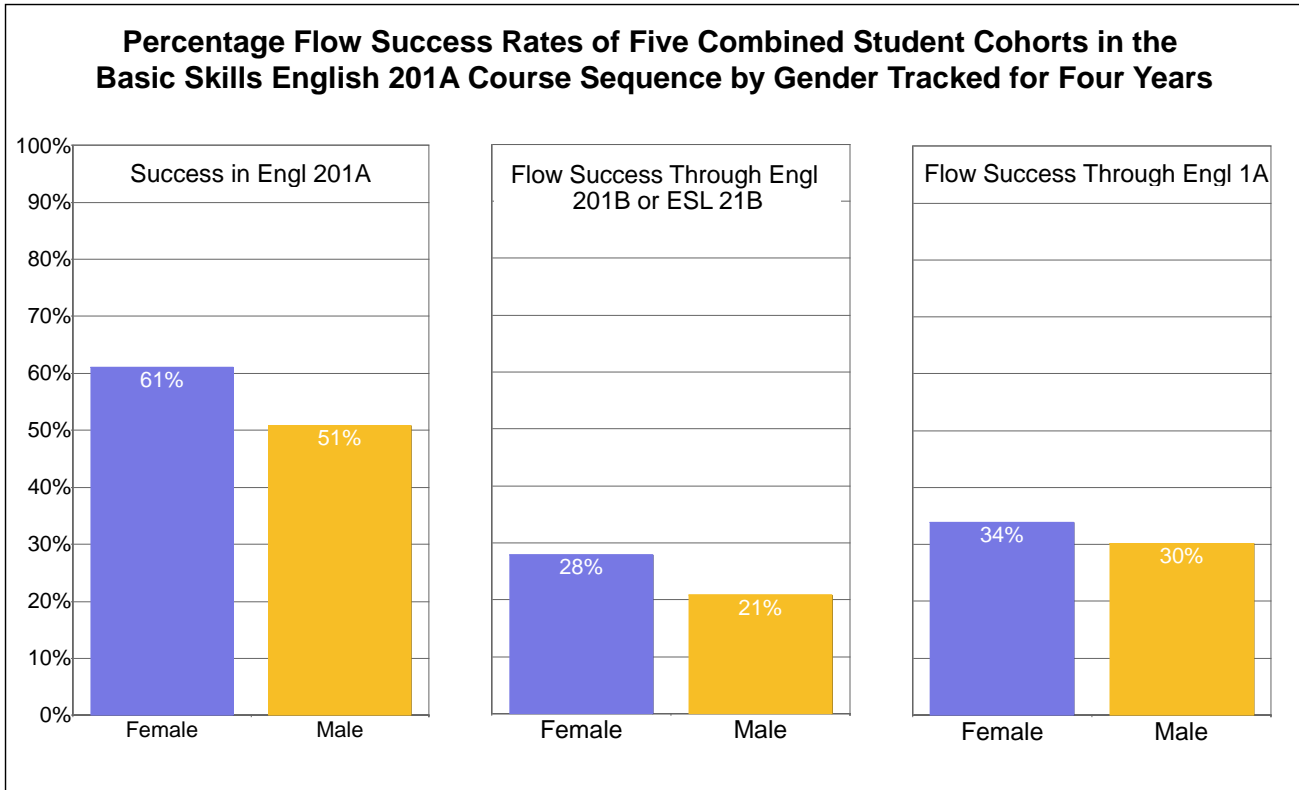
Note: All flow success rates are the number of individual students earning a grade of C or Pass or better at least once at each sequence level as a percentage of the initial cohort, that is, the number of students attempting and receiving a grade (including the W grade) in the initial first-level course during the cohort year.

Note: The Combined Cohort is not the linear sum of the indicated cohorts. Since an individual student may belong to more than one cohort, the Combined Cohort may count fewer students at various stages than the linear sum of the indicated cohorts.

Definitions:

1. Cohorts are defined as students taking and receiving a grade in the initial course in the Fall or Spring term of the specified cohort year.
2. Counts are unduplicated; students may have attempted and/or succeeded in a course more than once; multiple attempts and multiple successes at each level are counted only once.
3. Cohorts are followed from their initial term through the Summer of the last of the indicated number of years (including summer terms between).
4. Students are tracked for classes after the initial college-based, first-level attempt at all four colleges.
5. Combined Cohorts is the aggregation of all available annual cohorts. See report page "Sequence by Cohort" for details of each cohort.

College of Alameda



Combined Cohort Flow Counts and Flow Success Rates of Five Combined Student Cohorts in the Basic Skills English 201A Course Sequence by Gender Tracked for Four Years

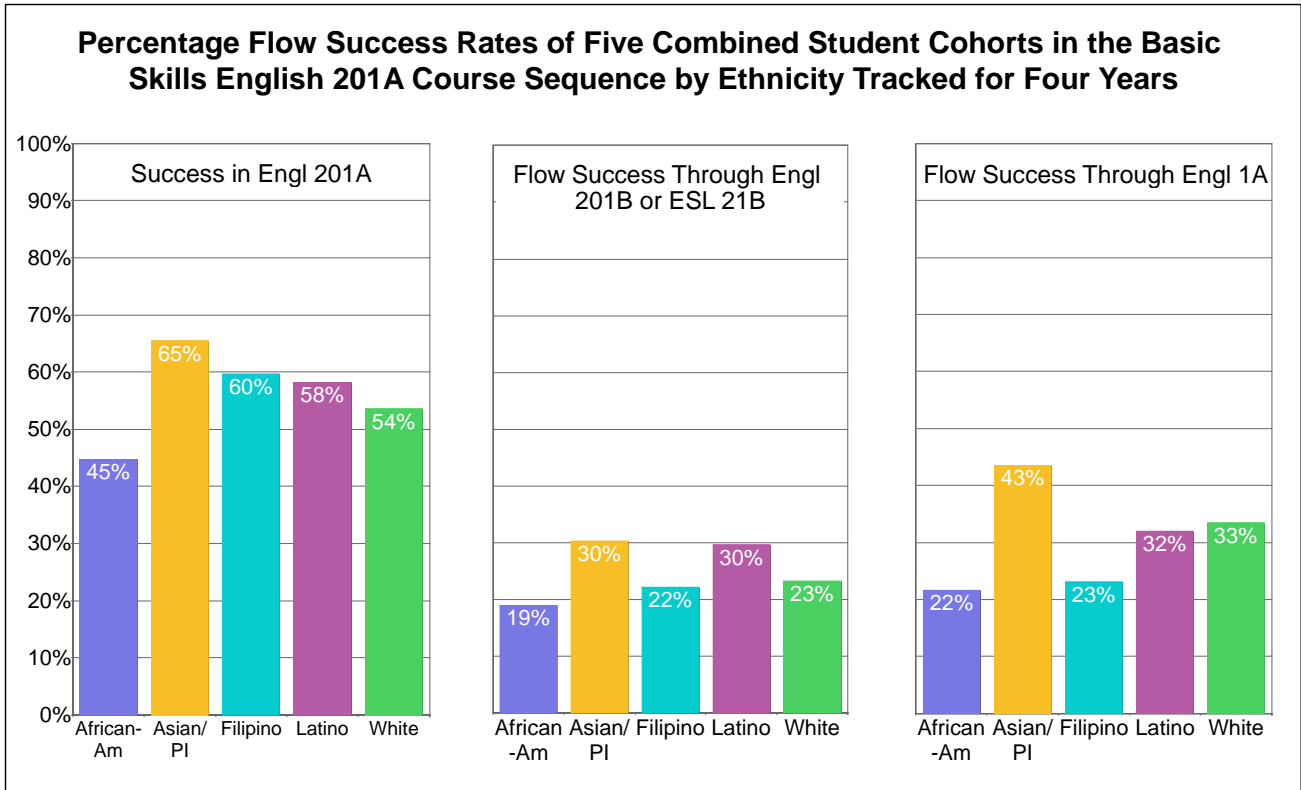
Gender	1st Level Course			2nd Level Course				3rd Level Course			
	Attmp Engl 201A	Succ Engl 201A	Succ Rate	Attmp Engl 201B / ESL21B	Succ Engl 201B / ESL21B	Succ Rate	Flow Succ Rate	Attmp Engl 1A	Succ Engl 1A	Succ Rate	Flow Succ Rate
Female	746	455	61%	277	208	75%	28%	354	253	71%	34%
Male	608	309	51%	217	127	59%	21%	243	183	75%	30%
Unkwn	12	6	50%	6	3	50%	25%	6	5	83%	42%
Combined	1,365	769	56%	499	337	68%	25% S	602	441	73%	32%

Note: All flow success rates are the number of individual students earning a grade of C or Pass or better at least once at each sequence level as a percentage of the initial cohort, that is, the number of students attempting and receiving a grade (including the W grade) in the initial first-level course during the cohort year.

Definitions:

1. Cohorts are defined as students taking and receiving a grade in the initial course in the Fall or Spring term of the specified cohort year.
2. Counts are unduplicated; students may have attempted and/or succeeded in a course more than once; multiple attempts and multiple successes at each level are counted only once.
3. Cohorts are followed from their initial term through the Summer of the last of the indicated number of years (including summer terms between).
4. Students are tracked for classes after the initial college-based, first-level attempt at all four colleges.
5. Combined Cohorts is the aggregation of all available annual cohorts. See report page "Sequence by Cohort" for details of each cohort.

College of Alameda



Combined Cohort Flow Counts and Flow Success Rates of Five Combined Student Cohorts in the Basic Skills English 201A Course Sequence by Ethnicity Tracked for Four Years

Ethnicity	1st Level Course			2nd Level Course				3rd Level Course			
	Attmp Engl 201A	Succ Engl 201A	Succ Rate	Attmp Engl 201B / ESL21B	Succ Engl 201B / ESL21B	Succ Rate	Flow Succ Rate	Attmp Engl 1A	Succ Engl 1A	Succ Rate	Flow Succ Rate
African-Am	407	182	45%	127	77	61%	19%	138	88	64%	22%
Asian/PI	486	318	65%	210	147	70%	30%	273	211	77%	43%
Filipino	104	62	60%	34	23	68%	22%	39	24	62%	23%
Latino	182	106	58%	73	54	74%	30%	75	58	77%	32%
Other/Unkwn	87	48	55%	27	13	48%	15%	38	27	71%	31%
White	99	53	54%	28	23	82%	23%	39	33	85%	33%
Combined	1,365	769	56%	499	337	68%	25%	602	441	73%	32%

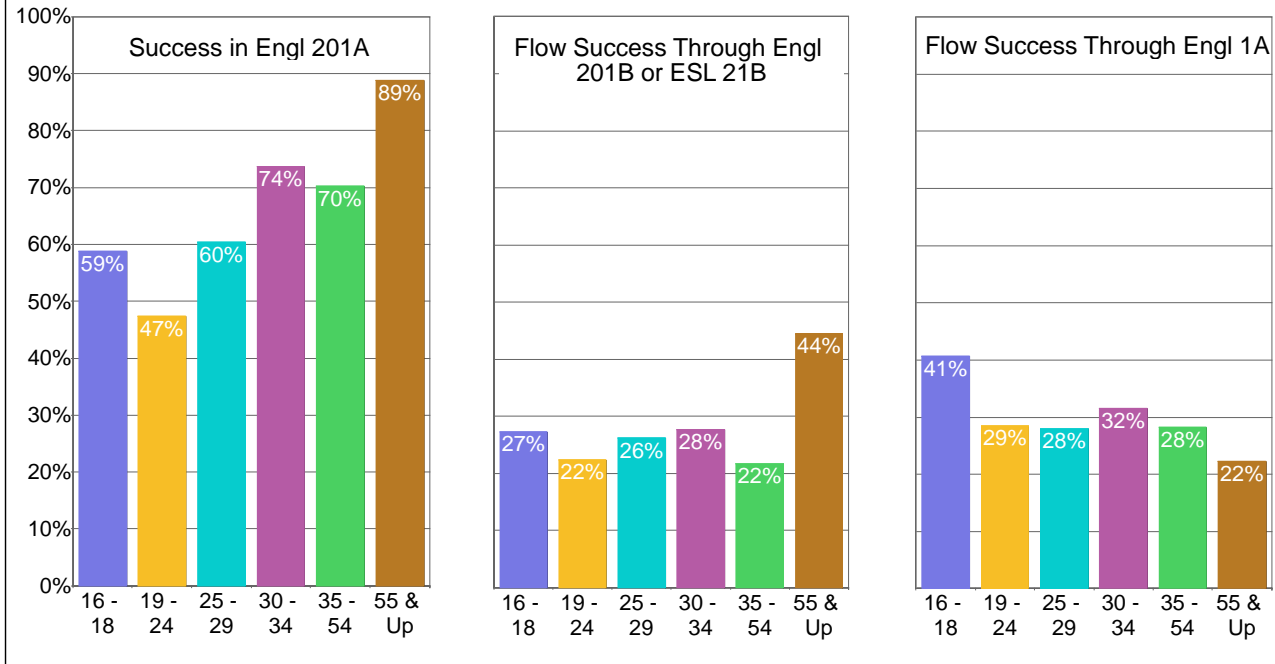
Note: All flow success rates are the number of individual students earning a grade of C or Pass or better at least once at each sequence level as a percentage of the initial cohort, that is, the number of students attempting and receiving a grade (including the W grade) in the initial first-level course during the cohort year.

Definitions:

1. Cohorts are defined as students taking and receiving a grade in the initial course in the Fall or Spring term of the specified cohort year.
2. Counts are unduplicated; students may have attempted and/or succeeded in a course more than once; multiple attempts and multiple successes at each level are counted only once.
3. Cohorts are followed from their initial term through the Summer of the last of the indicated number of years (including summer terms between).
4. Students are tracked for classes after the initial college-based, first-level attempt at all four colleges.
5. Combined Cohorts is the aggregation of all available annual cohorts. See report page "Sequence by Cohort" for details of each cohort.

College of Alameda

Percentage Flow Success Rates of Five Combined Student Cohorts in the Basic Skills English 201A Course Sequence by Age Group Tracked for Four Years



Combined Cohort Flow Counts and Flow Success Rates of Five Combined Student Cohorts in the Basic Skills English 201A Course Sequence by Age Group Tracked for Four Years

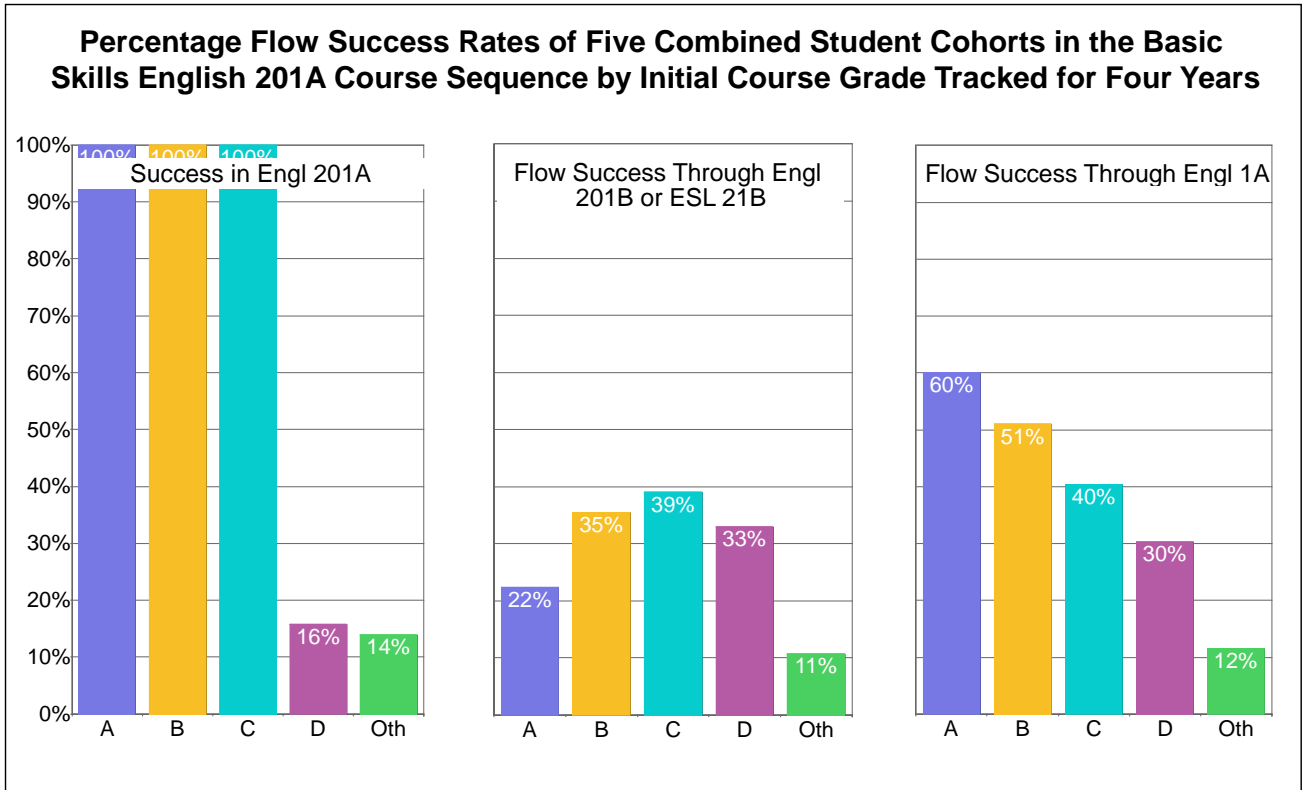
Age Group	1st Level Course			2nd Level Course				3rd Level Course			
	Attmp Engl 201A	Succ Engl 201A	Succ Rate	Attmp Engl 201B / ESL21B	Succ Engl 201B / ESL21B	Succ Rate	Flow Succ Rate	Attmp Engl 1A	Succ Engl 1A	Succ Rate	Flow Succ Rate
16 - 18	408	240	59%	169	111	66%	27%	213	166	78%	41%
19 - 24	645	306	47%	220	144	65%	22%	263	184	70%	29%
25 - 29	111	67	60%	43	29	67%	26%	46	31	67%	28%
30 - 34	76	56	74%	25	21	84%	28%	34	24	71%	32%
35 - 54	138	97	70%	43	30	70%	22%	51	39	76%	28%
55 & Up	18	16	89%	9	8	89%	44%	8	4	50%	22%
Combined	1,365	769	56%	499	337	68%	25%	602	441	73%	32%

Note: All flow success rates are the number of individual students earning a grade of C or Pass or better at least once at each sequence level as a percentage of the initial cohort, that is, the number of students attempting and receiving a grade (including the W grade) in the initial first-level course during the cohort year.

Definitions:

1. Cohorts are defined as students taking and receiving a grade in the initial course in the Fall or Spring term of the specified cohort year.
2. Counts are unduplicated; students may have attempted and/or succeeded in a course more than once; multiple attempts and multiple successes at each level are counted only once.
3. Cohorts are followed from their initial term through the Summer of the last of the indicated number of years (including summer terms between).
4. Students are tracked for classes after the initial college-based, first-level attempt at all four colleges.
5. Combined Cohorts is the aggregation of all available annual cohorts. See report page "Sequence by Cohort" for details of each cohort.

College of Alameda



Combined Cohort Flow Counts and Flow Success Rates of Five Combined Student Cohorts in the Basic Skills English 201A Course Sequence by Initial Course Grade Tracked for Four Years

Grade Grp	1st Level Course			2nd Level Course				3rd Level Course			
	Attmp Engl 201A	Succ Engl 201A	Succ Rate	Attmp Engl 201B / ESL21B	Succ Engl 201B / ESL21B	Succ Rate	Flow Succ Rate	Attmp Engl 1A	Succ Engl 1A	Succ Rate	Flow Succ Rate
A	170	170	100%	47	38	81%	22%	112	102	91%	60%
B	237	237	100%	111	84	76%	35%	150	121	81%	51%
C	305	305	100%	175	119	68%	39%	166	123	74%	40%
D	152	24	16%	77	50	65%	33%	73	46	63%	30%
Oth	562	78	14%	113	60	53%	11%	134	65	49%	12%
Combined	1,365	769	56%	499	337	68%	25%	602	441	73%	32%

Note: All flow success rates are the number of individual students earning a grade of C or Pass or better at least once at each sequence level as a percentage of the initial cohort, that is, the number of students attempting and receiving a grade (including the W grade) in the initial first-level course during the cohort year.

Definitions:

1. Cohorts are defined as students taking and receiving a grade in the initial course in the Fall or Spring term of the specified cohort year.
2. Counts are unduplicated; students may have attempted and/or succeeded in a course more than once; multiple attempts and multiple successes at each level are counted only once.
3. Cohorts are followed from their initial term through the Summer of the last of the indicated number of years (including summer terms between).
4. Students are tracked for classes after the initial college-based, first-level attempt at all four colleges.
5. Combined Cohorts is the aggregation of all available annual cohorts. See report page "Sequence by Cohort" for details of each cohort.