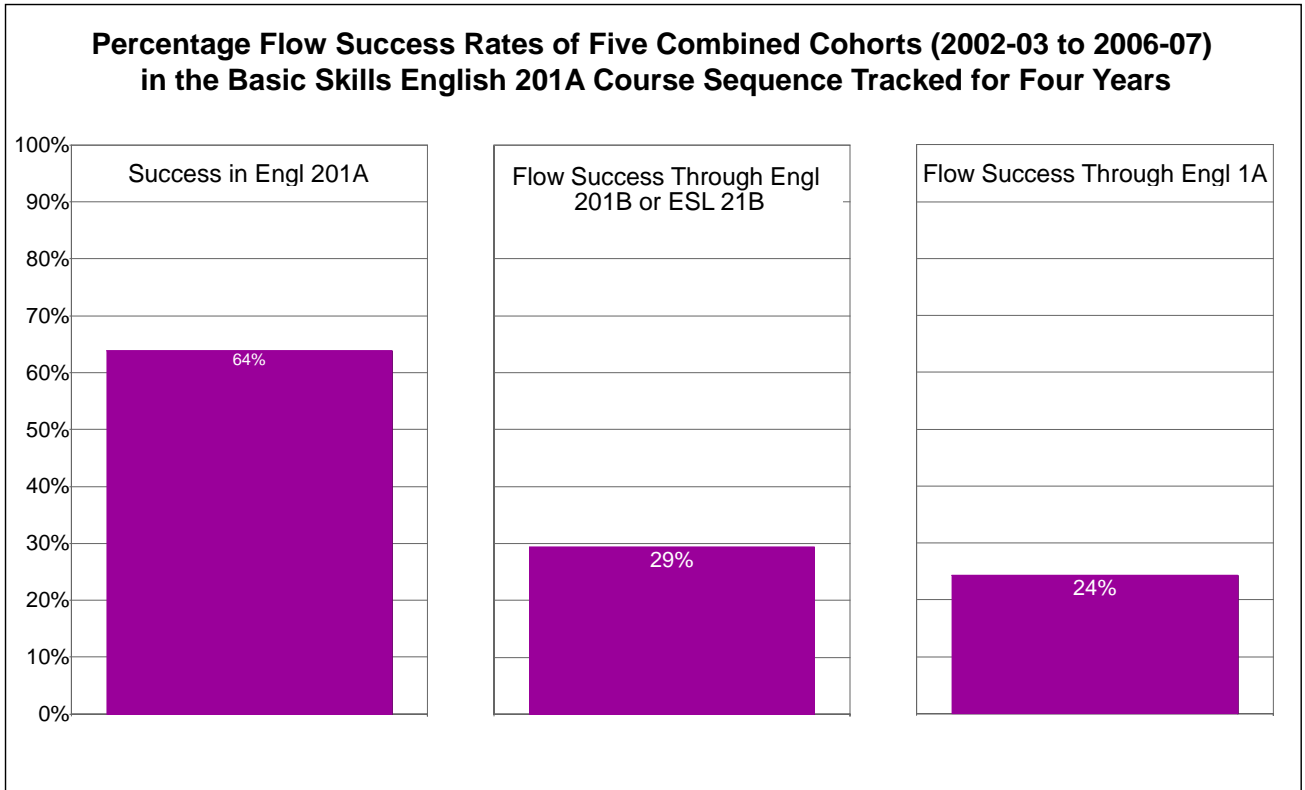


## Berkeley City College



**Flow Counts and Flow Success Rates of Five Combined Cohorts (2002-03 to 2006-07) in the Basic Skills English 201A Course Sequence Tracked for Four Years**

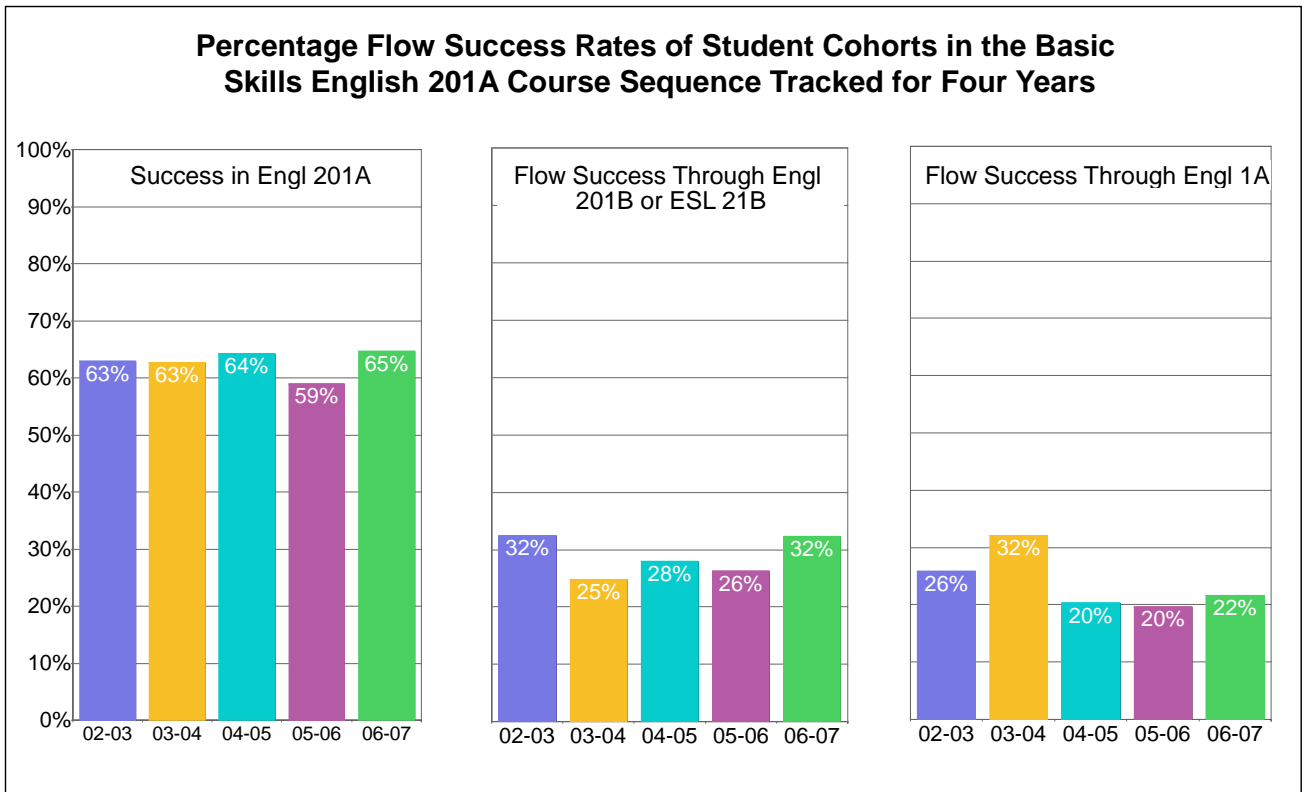
Dimension	1st Level Course			2nd Level Course				3rd Level Course			
	Attmp Engl 201A	Succ Engl 201A	Succ Rate	Attmp Engl 201B / ESL21B	Succ Engl 201B / ESL21B	Succ Rate	Flow Succ Rate	Attmp Engl 1A	Succ Engl 1A	Succ Rate	Flow Succ Rate
<b>Combined Cohorts</b>	<b>869</b>	<b>555</b>	<b>64%</b>	<b>355</b>	<b>255</b>	<b>72%</b>	<b>29%</b>	<b>342</b>	<b>211</b>	<b>62%</b>	<b>24%</b>

Note: All flow success rates are the number of individual students earning a grade of C or Pass or better at least once at each sequence level as a percentage of the initial cohort, that is, the number of students attempting and receiving a grade (including the W grade) in the initial first-level course during the cohort year.

**Definitions:**

1. Cohorts are defined as students taking and receiving a grade in the initial course in the Fall or Spring term of the specified cohort year.
2. Counts are unduplicated; students may have attempted and/or succeeded in a course more than once; multiple attempts and multiple successes at each level are counted only once.
3. Cohorts are followed from their initial term through the Summer of the last of the indicated number of years (including summer terms between).
4. Students are tracked for classes after the initial college-based, first-level attempt at all four colleges.
5. Combined Cohorts is the aggregation of all available annual cohorts. See report page "Sequence by Cohort" for details of each cohort.

## Berkeley City College



### Cohort Flow Counts and Flow Success Rates in the Basic Skills English 201A Course Sequence Tracked for Four Years

Cohort	1st Level Course			2nd Level Course				3rd Level Course			
	Attmp Engl 201A	Succ Engl 201A	Succ Rate	Attmp Engl 201B / ESL21B	Succ Engl 201B / ESL21B	Succ Rate	Flow Succ Rate	Attmp Engl 1A	Succ Engl 1A	Succ Rate	Flow Succ Rate
2002-03	151	95	63%	64	49	77%	32%	62	39	63%	26%
2003-04	153	96	63%	64	38	59%	25%	71	49	69%	32%
2004-05	182	117	64%	77	51	66%	28%	67	37	55%	20%
2005-06	183	108	59%	67	48	72%	26%	73	36	49%	20%
2006-07	235	152	65%	99	76	77%	32%	79	51	65%	22%
<b>Combined</b>	<b>869</b>	<b>555</b>	<b>64%</b>	<b>355</b>	<b>255</b>	<b>72%</b>	<b>29%</b>	<b>342</b>	<b>211</b>	<b>62%</b>	<b>24%</b>

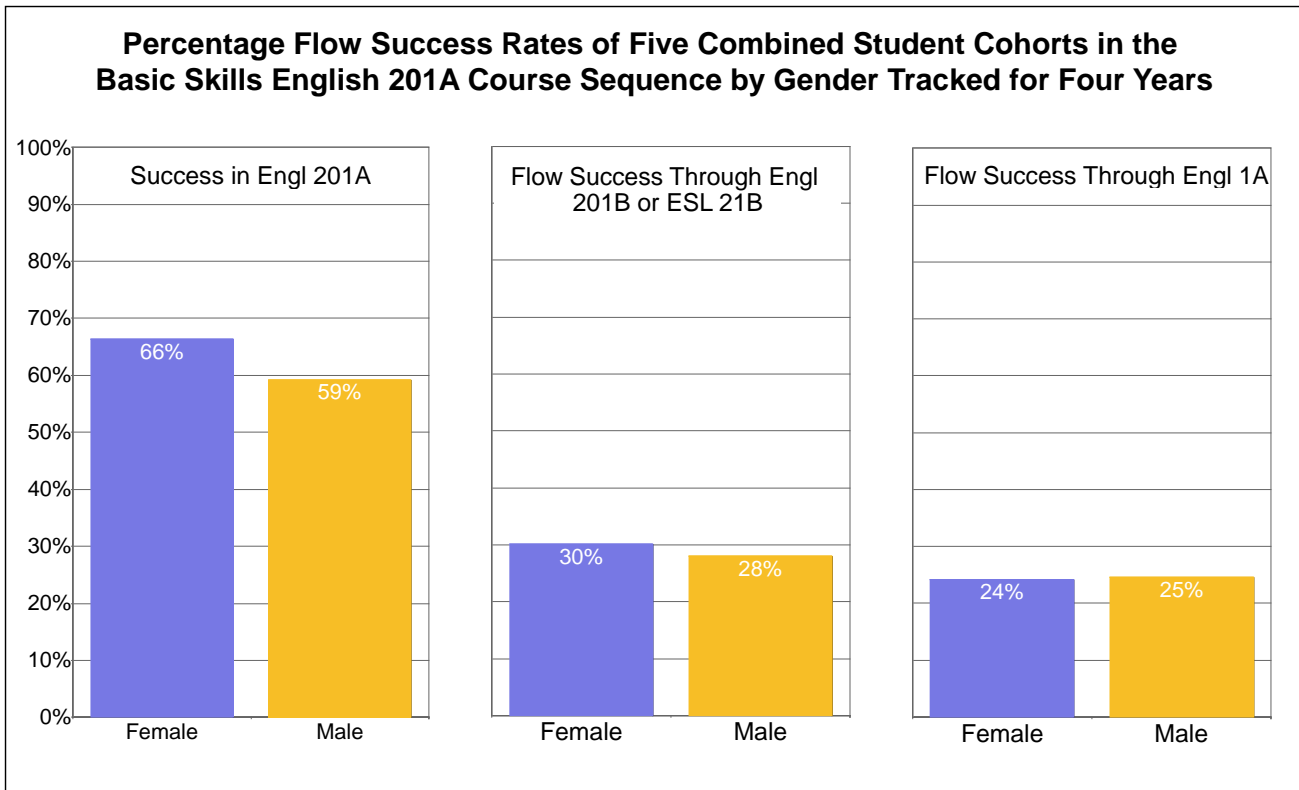
Note: All flow success rates are the number of individual students earning a grade of C or Pass or better at least once at each sequence level as a percentage of the initial cohort, that is, the number of students attempting and receiving a grade (including the W grade) in the initial first-level course during the cohort year.

Note: The Combined Cohort is not the linear sum of the indicated cohorts. Since an individual student may belong to more than one cohort, the Combined Cohort may count fewer students at various stages than the linear sum of the indicated cohorts.

**Definitions:**

1. Cohorts are defined as students taking and receiving a grade in the initial course in the Fall or Spring term of the specified cohort year.
2. Counts are unduplicated; students may have attempted and/or succeeded in a course more than once; multiple attempts and multiple successes at each level are counted only once.
3. Cohorts are followed from their initial term through the Summer of the last of the indicated number of years (including summer terms between).
4. Students are tracked for classes after the initial college-based, first-level attempt at all four colleges.
5. Combined Cohorts is the aggregation of all available annual cohorts. See report page "Sequence by Cohort" for details of each cohort.

## Berkeley City College



**Combined Cohort Flow Counts and Flow Success Rates of Five Combined Student Cohorts in the Basic Skills English 201A Course Sequence by Gender Tracked for Four Years**

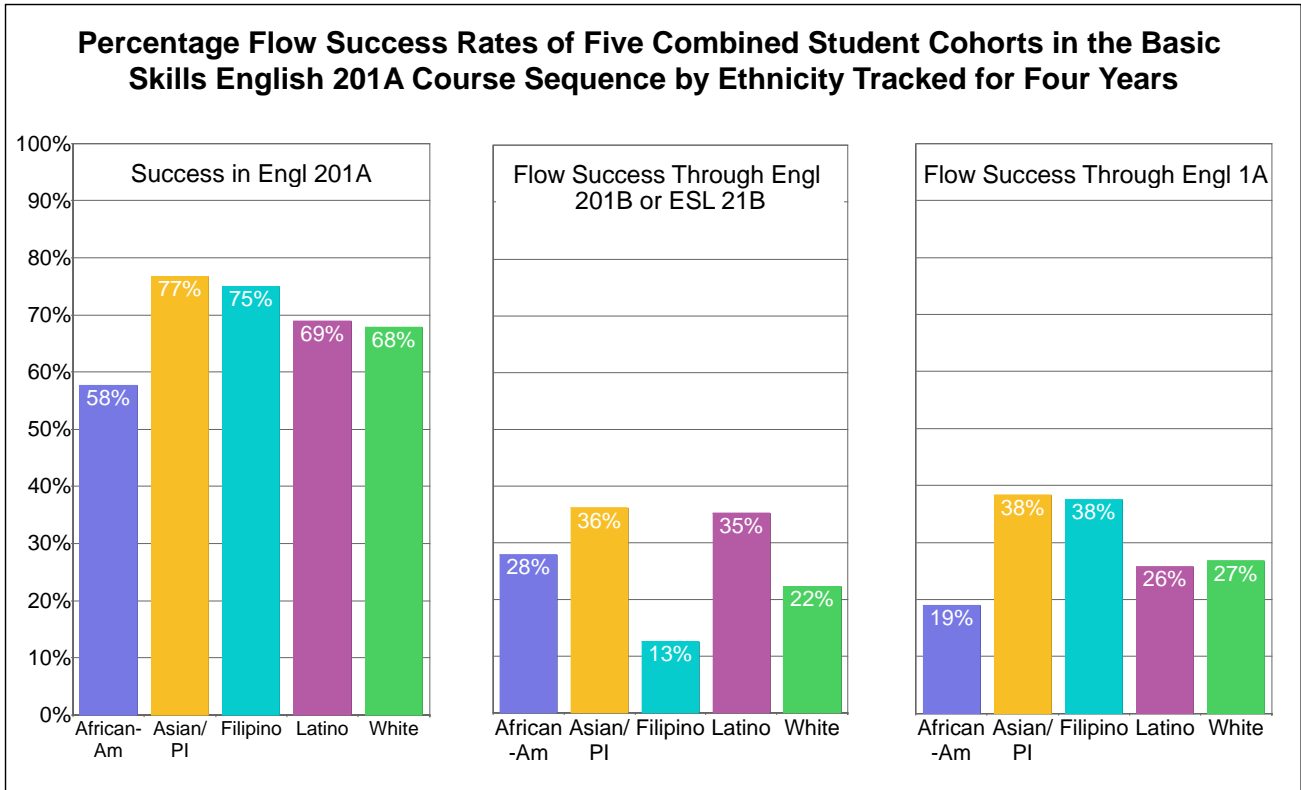
Gender	1st Level Course			2nd Level Course				3rd Level Course			
	Attmp Engl 201A	Succ Engl 201A	Succ Rate	Attmp Engl 201B / ESL21B	Succ Engl 201B / ESL21B	Succ Rate	Flow Succ Rate	Attmp Engl 1A	Succ Engl 1A	Succ Rate	Flow Succ Rate
Male	314	186	59%	130	88	68%	28%	121	77	64%	25%
Female	541	359	66%	219	163	74%	30%	216	131	61%	24%
Unkwn	14	10	71%	6	4	67%	29%	5	3	60%	21%
<b>Combined</b>	<b>869</b>	<b>555</b>	<b>64%</b>	<b>355</b>	<b>255</b>	<b>72%</b>	<b>29% S</b>	<b>342</b>	<b>211</b>	<b>62%</b>	<b>24%</b>

Note: All flow success rates are the number of individual students earning a grade of C or Pass or better at least once at each sequence level as a percentage of the initial cohort, that is, the number of students attempting and receiving a grade (including the W grade) in the initial first-level course during the cohort year.

**Definitions:**

1. Cohorts are defined as students taking and receiving a grade in the initial course in the Fall or Spring term of the specified cohort year.
2. Counts are unduplicated; students may have attempted and/or succeeded in a course more than once; multiple attempts and multiple successes at each level are counted only once.
3. Cohorts are followed from their initial term through the Summer of the last of the indicated number of years (including summer terms between).
4. Students are tracked for classes after the initial college-based, first-level attempt at all four colleges.
5. Combined Cohorts is the aggregation of all available annual cohorts. See report page "Sequence by Cohort" for details of each cohort.

**Berkeley City College**



**Combined Cohort Flow Counts and Flow Success Rates of Five Combined Student Cohorts in the Basic Skills English 201A Course Sequence by Ethnicity Tracked for Four Years**

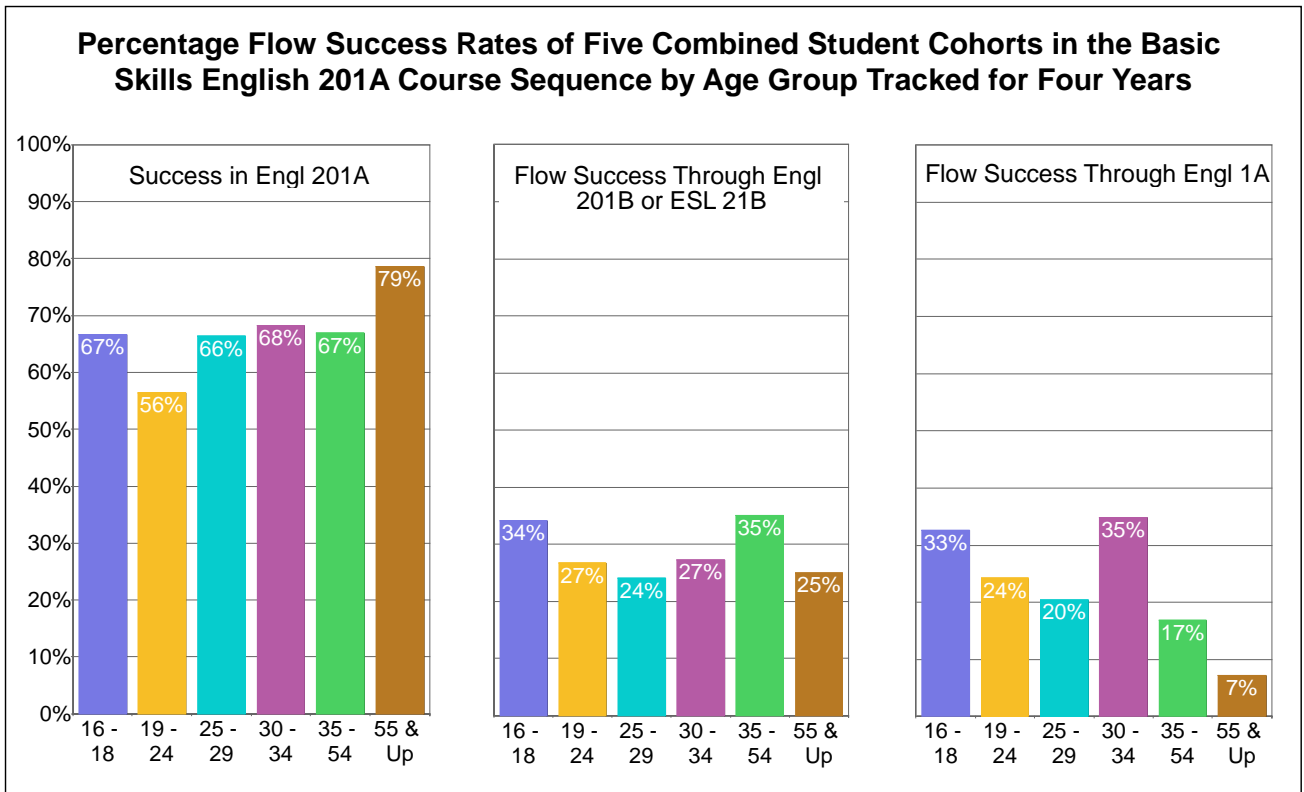
Ethnicity	1st Level Course			2nd Level Course				3rd Level Course			
	Attmp Engl 201A	Succ Engl 201A	Succ Rate	Attmp Engl 201B / ESL21B	Succ Engl 201B / ESL21B	Succ Rate	Flow Succ Rate	Attmp Engl 1A	Succ Engl 1A	Succ Rate	Flow Succ Rate
African-Am	402	232	58%	174	112	64%	28%	147	76	52%	19%
Asian/PI	133	102	77%	62	48	77%	36%	71	51	72%	38%
Filipino	8	6	75%	2	1	50%	13%	4	3	75%	38%
Latino	148	102	69%	66	52	79%	35%	58	38	66%	26%
Other/Unkwn	67	38	57%	18	16	89%	24%	22	12	55%	18%
White	112	76	68%	33	25	76%	22%	40	30	75%	27%
<b>Combined</b>	<b>869</b>	<b>555</b>	<b>64%</b>	<b>355</b>	<b>255</b>	<b>72%</b>	<b>29%</b>	<b>342</b>	<b>211</b>	<b>62%</b>	<b>24%</b>

Note: All flow success rates are the number of individual students earning a grade of C or Pass or better at least once at each sequence level as a percentage of the initial cohort, that is, the number of students attempting and receiving a grade (including the W grade) in the initial first-level course during the cohort year.

Definitions:

1. Cohorts are defined as students taking and receiving a grade in the initial course in the Fall or Spring term of the specified cohort year.
2. Counts are unduplicated; students may have attempted and/or succeeded in a course more than once; multiple attempts and multiple successes at each level are counted only once.
3. Cohorts are followed from their initial term through the Summer of the last of the indicated number of years (including summer terms between).
4. Students are tracked for classes after the initial college-based, first-level attempt at all four colleges.
5. Combined Cohorts is the aggregation of all available annual cohorts. See report page "Sequence by Cohort" for details of each cohort.

## Berkeley City College



**Combined Cohort Flow Counts and Flow Success Rates of Five Combined Student Cohorts in the Basic Skills English 201A Course Sequence by Age Group Tracked for Four Years**

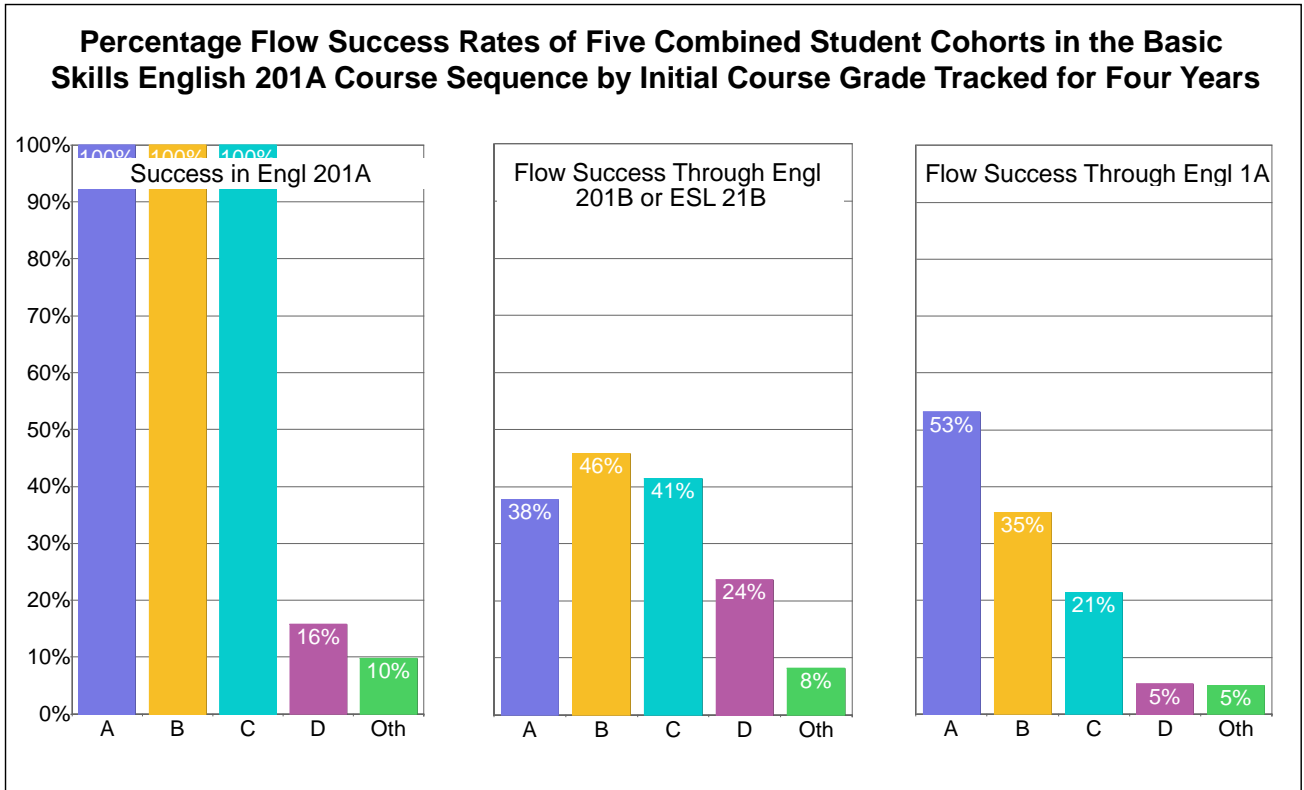
Age Group	1st Level Course			2nd Level Course				3rd Level Course			
	Attmp Engl 201A	Succ Engl 201A	Succ Rate	Attmp Engl 201B / ESL21B	Succ Engl 201B / ESL21B	Succ Rate	Flow Succ Rate	Attmp Engl 1A	Succ Engl 1A	Succ Rate	Flow Succ Rate
16 - 18	135	90	67%	57	46	81%	34%	57	44	77%	33%
19 - 24	363	205	56%	144	97	67%	27%	148	88	59%	24%
25 - 29	137	91	66%	48	33	69%	24%	55	28	51%	20%
30 - 34	66	45	68%	27	18	67%	27%	31	23	74%	35%
35 - 54	160	107	67%	71	56	79%	35%	50	27	54%	17%
55 & Up	28	22	79%	12	7	58%	25%	6	2	33%	7%
<b>Combined</b>	<b>869</b>	<b>555</b>	<b>64%</b>	<b>355</b>	<b>255</b>	<b>72%</b>	<b>29%</b>	<b>342</b>	<b>211</b>	<b>62%</b>	<b>24%</b>

Note: All flow success rates are the number of individual students earning a grade of C or Pass or better at least once at each sequence level as a percentage of the initial cohort, that is, the number of students attempting and receiving a grade (including the W grade) in the initial first-level course during the cohort year.

**Definitions:**

1. Cohorts are defined as students taking and receiving a grade in the initial course in the Fall or Spring term of the specified cohort year.
2. Counts are unduplicated; students may have attempted and/or succeeded in a course more than once; multiple attempts and multiple successes at each level are counted only once.
3. Cohorts are followed from their initial term through the Summer of the last of the indicated number of years (including summer terms between).
4. Students are tracked for classes after the initial college-based, first-level attempt at all four colleges.
5. Combined Cohorts is the aggregation of all available annual cohorts. See report page "Sequence by Cohort" for details of each cohort.

## Berkeley City College



**Combined Cohort Flow Counts and Flow Success Rates of Five Combined Student Cohorts in the Basic Skills English 201A Course Sequence by Initial Course Grade Tracked for Four Years**

Grade Grp	1st Level Course			2nd Level Course				3rd Level Course			
	Attmp Engl 201A	Succ Engl 201A	Succ Rate	Attmp Engl 201B / ESL21B	Succ Engl 201B / ESL21B	Succ Rate	Flow Succ Rate	Attmp Engl 1A	Succ Engl 1A	Succ Rate	Flow Succ Rate
A	143	143	100%	56	54	96%	38%	92	76	83%	53%
B	251	251	100%	143	115	80%	46%	138	89	64%	35%
C	140	140	100%	92	58	63%	41%	56	30	54%	21%
D	38	6	16%	15	9	60%	24%	11	2	18%	5%
Oth	319	31	10%	61	26	43%	8%	51	16	31%	5%
<b>Combined</b>	<b>869</b>	<b>555</b>	<b>64%</b>	<b>355</b>	<b>255</b>	<b>72%</b>	<b>29%</b>	<b>342</b>	<b>211</b>	<b>62%</b>	<b>24%</b>

Note: All flow success rates are the number of individual students earning a grade of C or Pass or better at least once at each sequence level as a percentage of the initial cohort, that is, the number of students attempting and receiving a grade (including the W grade) in the initial first-level course during the cohort year.

**Definitions:**

1. Cohorts are defined as students taking and receiving a grade in the initial course in the Fall or Spring term of the specified cohort year.
2. Counts are unduplicated; students may have attempted and/or succeeded in a course more than once; multiple attempts and multiple successes at each level are counted only once.
3. Cohorts are followed from their initial term through the Summer of the last of the indicated number of years (including summer terms between).
4. Students are tracked for classes after the initial college-based, first-level attempt at all four colleges.
5. Combined Cohorts is the aggregation of all available annual cohorts. See report page "Sequence by Cohort" for details of each cohort.