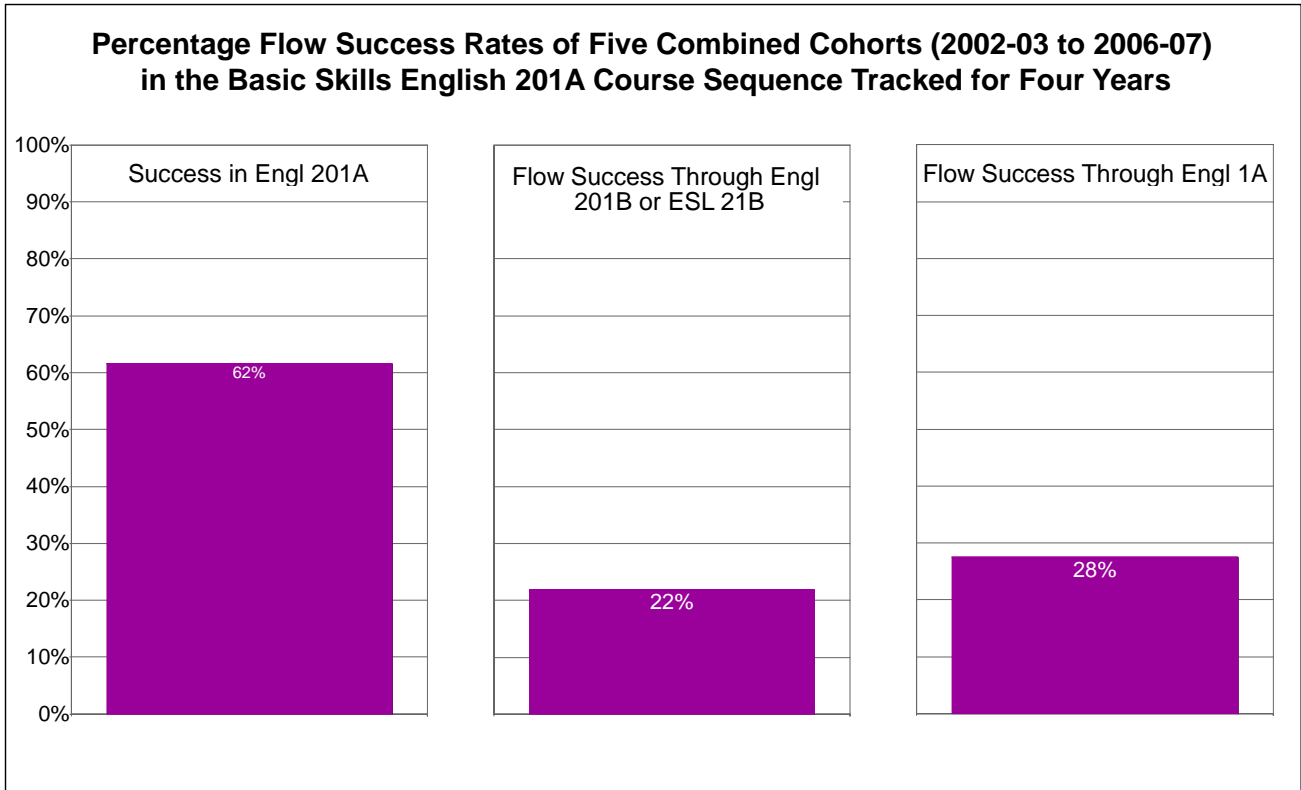


Laney College



Flow Counts and Flow Success Rates of Five Combined Cohorts (2002-03 to 2006-07) in the Basic Skills English 201A Course Sequence Tracked for Four Years

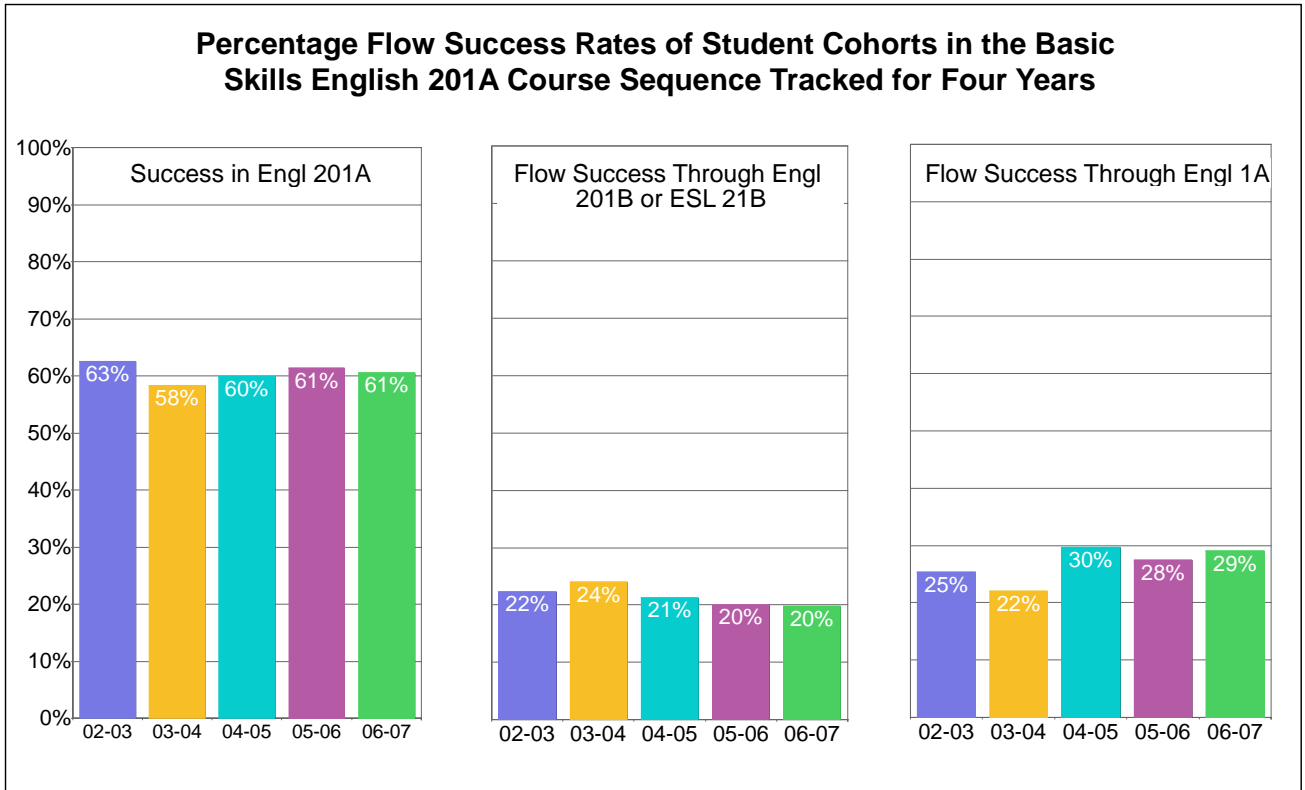
Dimension	1st Level Course			2nd Level Course				3rd Level Course			
	Attmp Engl 201A	Succ Engl 201A	Succ Rate	Attmp Engl 201B / ESL21B	Succ Engl 201B / ESL21B	Succ Rate	Flow Succ Rate	Attmp Engl 1A	Succ Engl 1A	Succ Rate	Flow Succ Rate
Combined Cohorts	2,569	1,581	62%	818	564	69%	22%	1,116	707	63%	28%

Note: All flow success rates are the number of individual students earning a grade of C or Pass or better at least once at each sequence level as a percentage of the initial cohort, that is, the number of students attempting and receiving a grade (including the W grade) in the initial first-level course during the cohort year.

Definitions:

1. Cohorts are defined as students taking and receiving a grade in the initial course in the Fall or Spring term of the specified cohort year.
2. Counts are unduplicated; students may have attempted and/or succeeded in a course more than once; multiple attempts and multiple successes at each level are counted only once.
3. Cohorts are followed from their initial term through the Summer of the last of the indicated number of years (including summer terms between).
4. Students are tracked for classes after the initial college-based, first-level attempt at all four colleges.
5. Combined Cohorts is the aggregation of all available annual cohorts. See report page "Sequence by Cohort" for details of each cohort.

Laney College



Cohort Flow Counts and Flow Success Rates in the Basic Skills English 201A Course Sequence Tracked for Four Years

Cohort	1st Level Course			2nd Level Course				3rd Level Course			
	Attmp Engl 201A	Succ Engl 201A	Succ Rate	Attmp Engl 201B / ESL21B	Succ Engl 201B / ESL21B	Succ Rate	Flow Succ Rate	Attmp Engl 1A	Succ Engl 1A	Succ Rate	Flow Succ Rate
2002-03	620	388	63%	201	138	69%	22%	264	157	59%	25%
2003-04	550	321	58%	183	132	72%	24%	226	121	54%	22%
2004-05	526	315	60%	169	112	66%	21%	231	156	68%	30%
2005-06	538	330	61%	160	108	68%	20%	231	148	64%	28%
2006-07	500	303	61%	156	99	63%	20%	219	145	66%	29%
Combined	2,569	1,581	62%	818	564	69%	22%	1,116	707	63%	28%

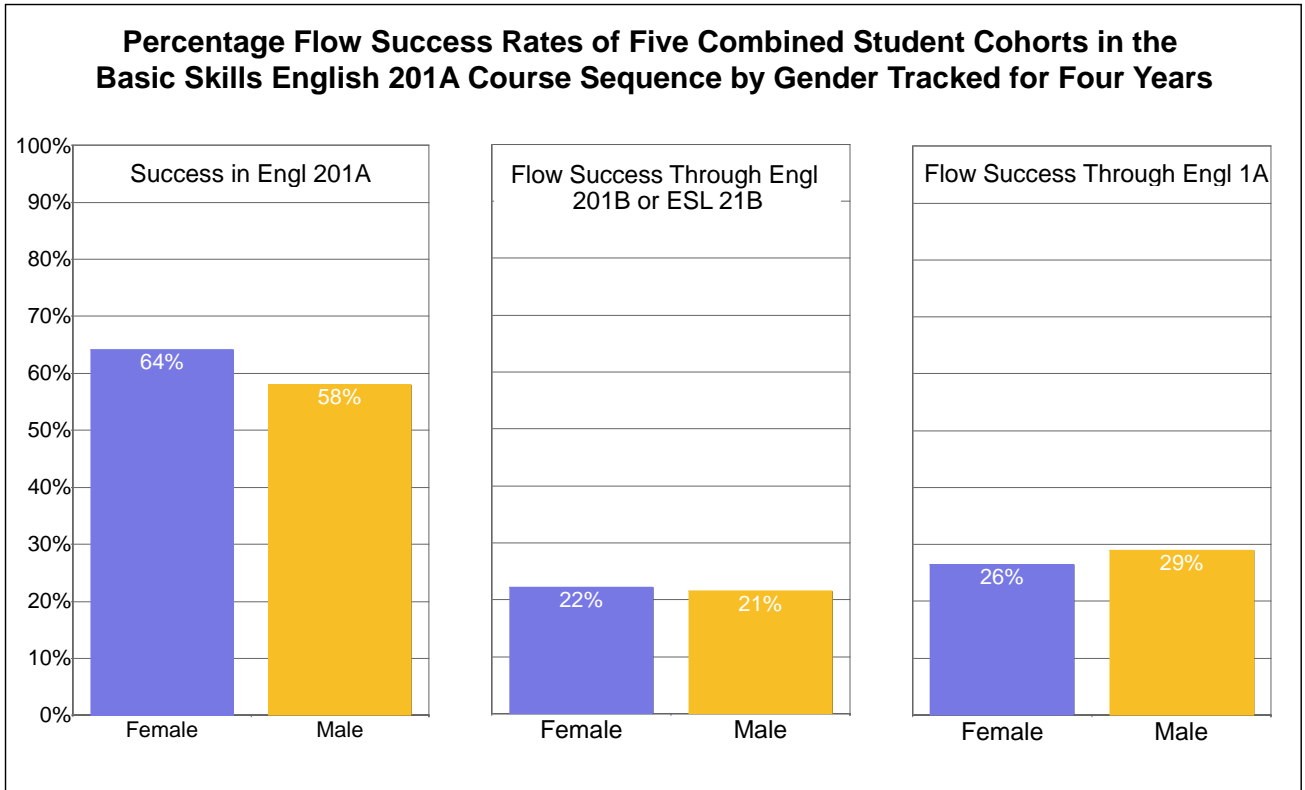
Note: All flow success rates are the number of individual students earning a grade of C or Pass or better at least once at each sequence level as a percentage of the initial cohort, that is, the number of students attempting and receiving a grade (including the W grade) in the initial first-level course during the cohort year.

Note: The Combined Cohort is not the linear sum of the indicated cohorts. Since an individual student may belong to more than one cohort, the Combined Cohort may count fewer students at various stages than the linear sum of the indicated cohorts.

Definitions:

1. Cohorts are defined as students taking and receiving a grade in the initial course in the Fall or Spring term of the specified cohort year.
2. Counts are unduplicated; students may have attempted and/or succeeded in a course more than once; multiple attempts and multiple successes at each level are counted only once.
3. Cohorts are followed from their initial term through the Summer of the last of the indicated number of years (including summer terms between).
4. Students are tracked for classes after the initial college-based, first-level attempt at all four colleges.
5. Combined Cohorts is the aggregation of all available annual cohorts. See report page "Sequence by Cohort" for details of each cohort.

Laney College



Combined Cohort Flow Counts and Flow Success Rates of Five Combined Student Cohorts in the Basic Skills English 201A Course Sequence by Gender Tracked for Four Years

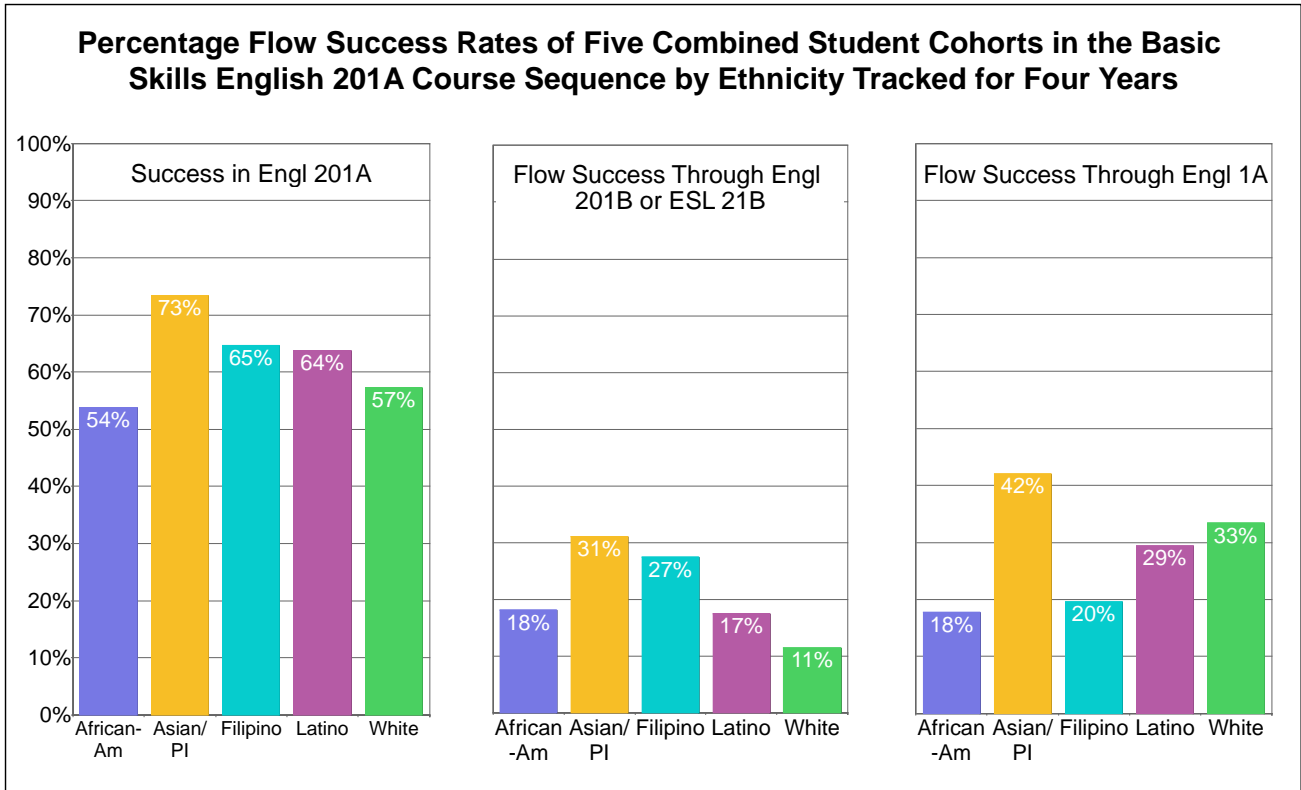
Gender	1st Level Course			2nd Level Course				3rd Level Course			
	Attmp Engl 201A	Succ Engl 201A	Succ Rate	Attmp Engl 201B / ESL21B	Succ Engl 201B / ESL21B	Succ Rate	Flow Succ Rate	Attmp Engl 1A	Succ Engl 1A	Succ Rate	Flow Succ Rate
Female	1,427	915	64%	461	316	69%	22%	604	377	62%	26%
Male	1,113	645	58%	347	239	69%	21%	497	323	65%	29%
Unkwn	29	21	72%	10	9	90%	31%	15	7	47%	24%
Combined	2,569	1,581	62%	818	564	69%	22% S	1,116	707	63%	28%

Note: All flow success rates are the number of individual students earning a grade of C or Pass or better at least once at each sequence level as a percentage of the initial cohort, that is, the number of students attempting and receiving a grade (including the W grade) in the initial first-level course during the cohort year.

Definitions:

1. Cohorts are defined as students taking and receiving a grade in the initial course in the Fall or Spring term of the specified cohort year.
2. Counts are unduplicated; students may have attempted and/or succeeded in a course more than once; multiple attempts and multiple successes at each level are counted only once.
3. Cohorts are followed from their initial term through the Summer of the last of the indicated number of years (including summer terms between).
4. Students are tracked for classes after the initial college-based, first-level attempt at all four colleges.
5. Combined Cohorts is the aggregation of all available annual cohorts. See report page "Sequence by Cohort" for details of each cohort.

Laney College



Combined Cohort Flow Counts and Flow Success Rates of Five Combined Student Cohorts in the Basic Skills English 201A Course Sequence by Ethnicity Tracked for Four Years

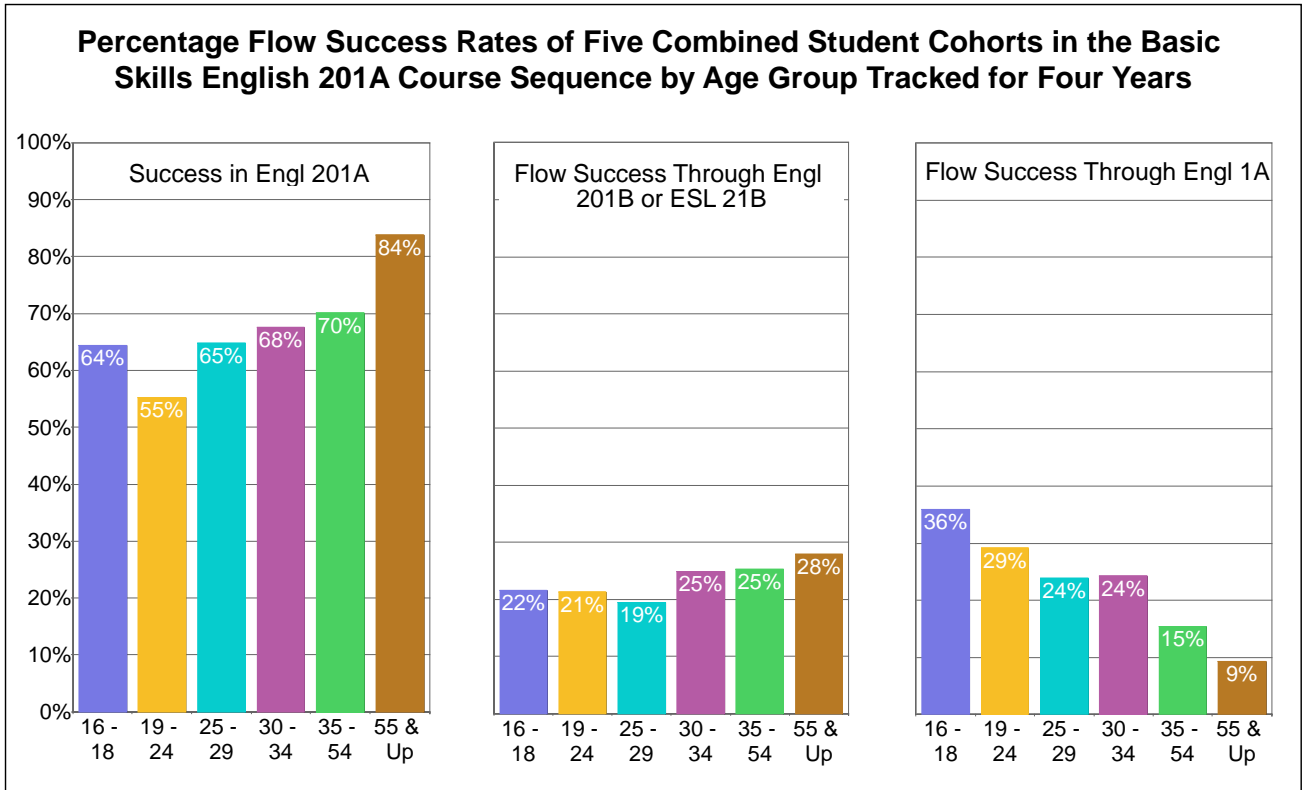
Ethnicity	1st Level Course			2nd Level Course				3rd Level Course			
	Attmp Engl 201A	Succ Engl 201A	Succ Rate	Attmp Engl 201B / ESL21B	Succ Engl 201B / ESL21B	Succ Rate	Flow Succ Rate	Attmp Engl 1A	Succ Engl 1A	Succ Rate	Flow Succ Rate
African-Am	1,180	635	54%	339	214	63%	18%	419	209	50%	18%
Asian/PI	751	551	73%	303	233	77%	31%	408	315	77%	42%
Filipino	51	33	65%	23	14	61%	27%	17	10	59%	20%
Latino	378	241	64%	99	66	67%	17%	177	111	63%	29%
Other/Unkwn	114	66	58%	32	26	81%	23%	50	30	60%	26%
White	96	55	57%	22	11	50%	11%	45	32	71%	33%
Combined	2,569	1,581	62%	818	564	69%	22%	1,116	707	63%	28%

Note: All flow success rates are the number of individual students earning a grade of C or Pass or better at least once at each sequence level as a percentage of the initial cohort, that is, the number of students attempting and receiving a grade (including the W grade) in the initial first-level course during the cohort year.

Definitions:

1. Cohorts are defined as students taking and receiving a grade in the initial course in the Fall or Spring term of the specified cohort year.
2. Counts are unduplicated; students may have attempted and/or succeeded in a course more than once; multiple attempts and multiple successes at each level are counted only once.
3. Cohorts are followed from their initial term through the Summer of the last of the indicated number of years (including summer terms between).
4. Students are tracked for classes after the initial college-based, first-level attempt at all four colleges.
5. Combined Cohorts is the aggregation of all available annual cohorts. See report page "Sequence by Cohort" for details of each cohort.

Laney College



Combined Cohort Flow Counts and Flow Success Rates of Five Combined Student Cohorts in the Basic Skills English 201A Course Sequence by Age Group Tracked for Four Years

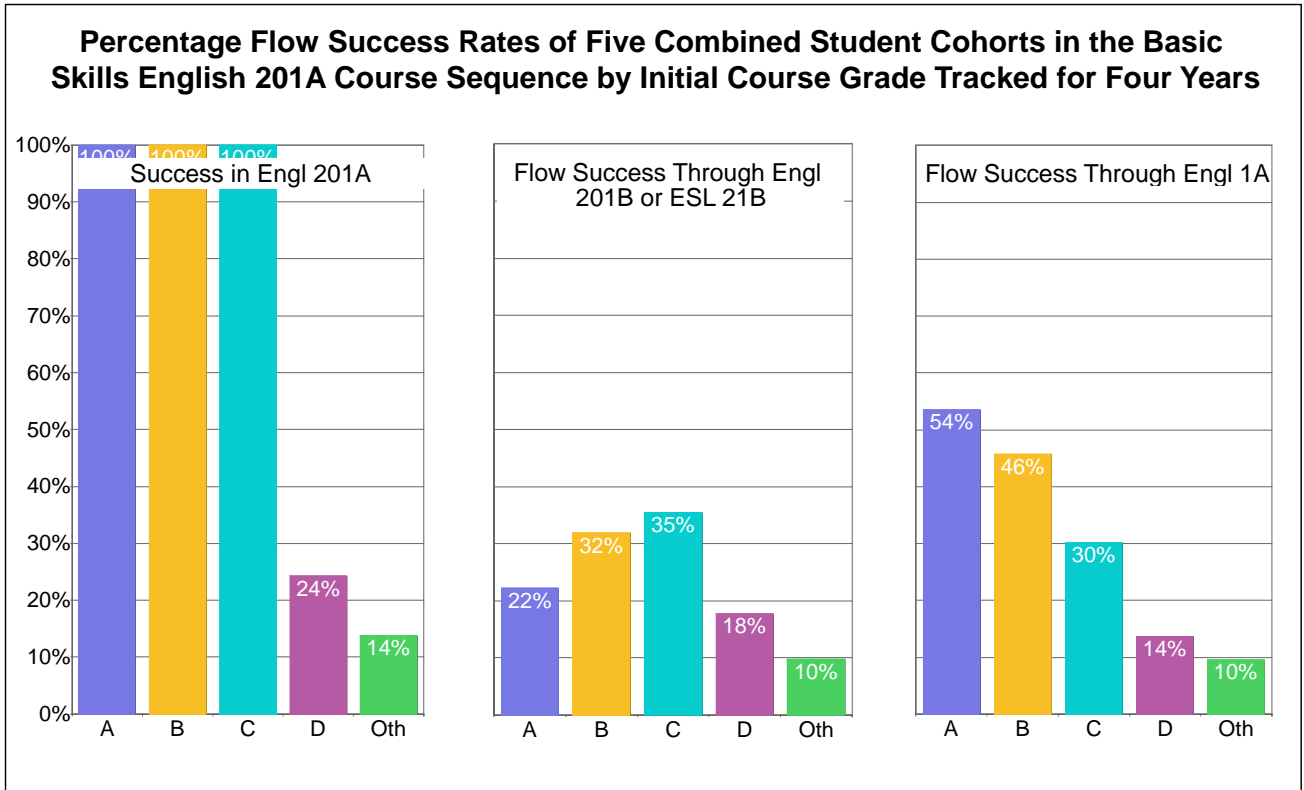
Age Group	1st Level Course			2nd Level Course				3rd Level Course			
	Attmp Engl 201A	Succ Engl 201A	Succ Rate	Attmp Engl 201B / ESL21B	Succ Engl 201B / ESL21B	Succ Rate	Flow Succ Rate	Attmp Engl 1A	Succ Engl 1A	Succ Rate	Flow Succ Rate
16 - 18	523	337	64%	167	113	68%	22%	295	188	64%	36%
19 - 24	1,229	678	55%	392	262	67%	21%	549	359	65%	29%
25 - 29	315	204	65%	95	61	64%	19%	128	75	59%	24%
30 - 34	173	117	68%	57	43	75%	25%	65	42	65%	24%
35 - 54	345	242	70%	112	87	78%	25%	99	53	54%	15%
55 & Up	43	36	84%	15	12	80%	28%	7	4	57%	9%
Combined	2,569	1,581	62%	818	564	69%	22%	1,116	707	63%	28%

Note: All flow success rates are the number of individual students earning a grade of C or Pass or better at least once at each sequence level as a percentage of the initial cohort, that is, the number of students attempting and receiving a grade (including the W grade) in the initial first-level course during the cohort year.

Definitions:

1. Cohorts are defined as students taking and receiving a grade in the initial course in the Fall or Spring term of the specified cohort year.
2. Counts are unduplicated; students may have attempted and/or succeeded in a course more than once; multiple attempts and multiple successes at each level are counted only once.
3. Cohorts are followed from their initial term through the Summer of the last of the indicated number of years (including summer terms between).
4. Students are tracked for classes after the initial college-based, first-level attempt at all four colleges.
5. Combined Cohorts is the aggregation of all available annual cohorts. See report page "Sequence by Cohort" for details of each cohort.

Laney College



Combined Cohort Flow Counts and Flow Success Rates of Five Combined Student Cohorts in the Basic Skills English 201A Course Sequence by Initial Course Grade Tracked for Four Years

Grade Grp	1st Level Course			2nd Level Course				3rd Level Course			
	Attmp Engl 201A	Succ Engl 201A	Succ Rate	Attmp Engl 201B / ESL21B	Succ Engl 201B / ESL21B	Succ Rate	Flow Succ Rate	Attmp Engl 1A	Succ Engl 1A	Succ Rate	Flow Succ Rate
A	319	319	100%	86	71	83%	22%	210	171	81%	54%
B	569	569	100%	224	181	81%	32%	358	260	73%	46%
C	604	604	100%	324	214	66%	35%	314	182	58%	30%
D	198	48	24%	70	35	50%	18%	70	27	39%	14%
Oth	999	137	14%	172	97	56%	10%	221	96	43%	10%
Combined	2,569	1,581	62%	818	564	69%	22%	1,116	707	63%	28%

Note: All flow success rates are the number of individual students earning a grade of C or Pass or better at least once at each sequence level as a percentage of the initial cohort, that is, the number of students attempting and receiving a grade (including the W grade) in the initial first-level course during the cohort year.

Definitions:

1. Cohorts are defined as students taking and receiving a grade in the initial course in the Fall or Spring term of the specified cohort year.
2. Counts are unduplicated; students may have attempted and/or succeeded in a course more than once; multiple attempts and multiple successes at each level are counted only once.
3. Cohorts are followed from their initial term through the Summer of the last of the indicated number of years (including summer terms between).
4. Students are tracked for classes after the initial college-based, first-level attempt at all four colleges.
5. Combined Cohorts is the aggregation of all available annual cohorts. See report page "Sequence by Cohort" for details of each cohort.