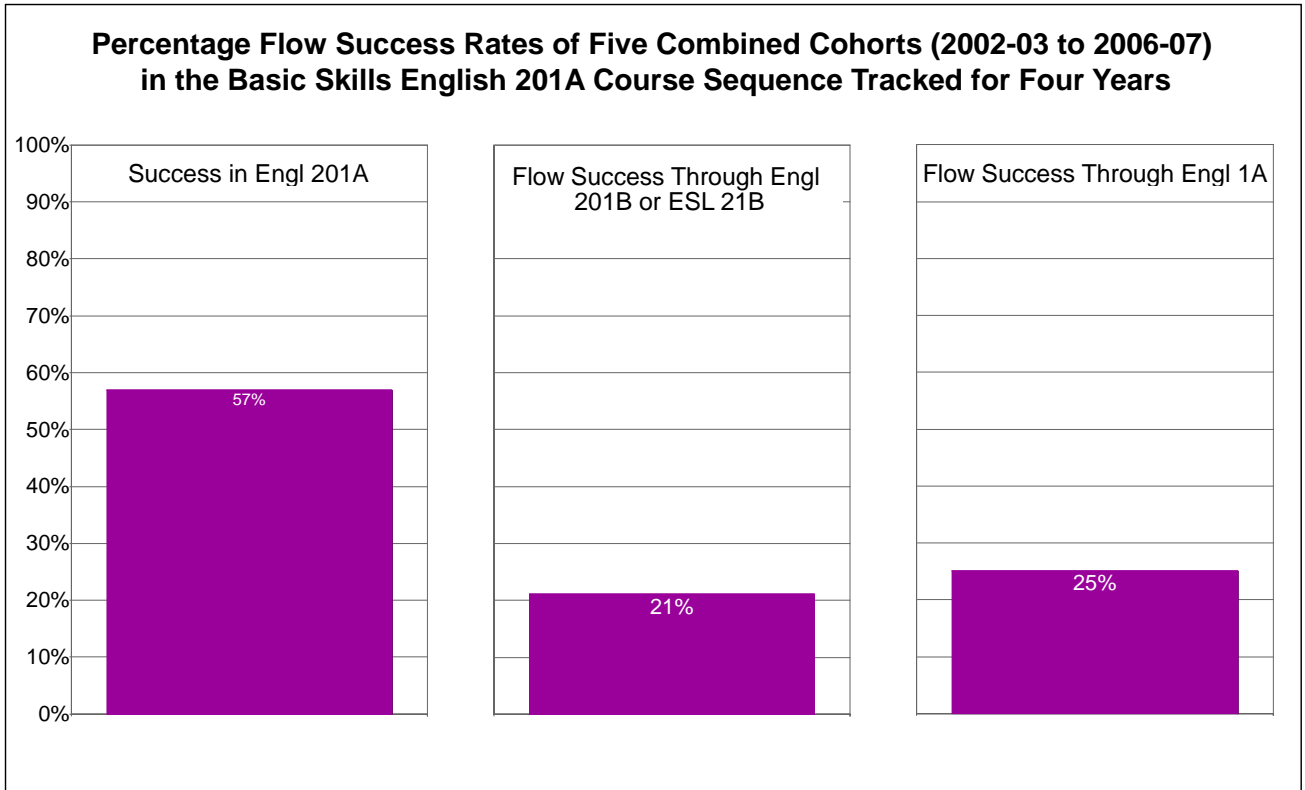


Merritt College



Flow Counts and Flow Success Rates of Five Combined Cohorts (2002-03 to 2006-07) in the Basic Skills English 201A Course Sequence Tracked for Four Years

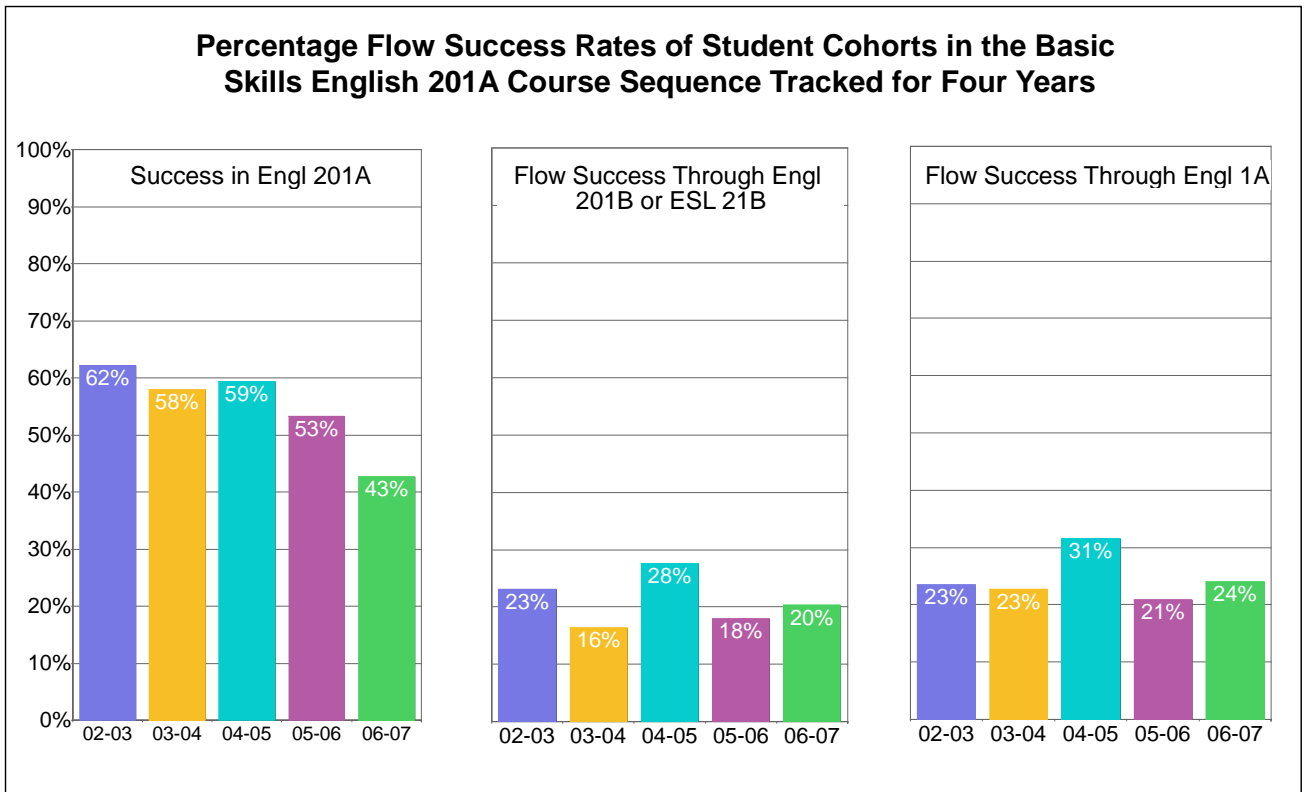
Dimension	1st Level Course			2nd Level Course				3rd Level Course			
	Attmp Engl 201A	Succ Engl 201A	Succ Rate	Attmp Engl 201B / ESL21B	Succ Engl 201B / ESL21B	Succ Rate	Flow Succ Rate	Attmp Engl 1A	Succ Engl 1A	Succ Rate	Flow Succ Rate
Combined Cohorts	1,404	800	57%	458	297	65%	21%	573	352	61%	25%

Note: All flow success rates are the number of individual students earning a grade of C or Pass or better at least once at each sequence level as a percentage of the initial cohort, that is, the number of students attempting and receiving a grade (including the W grade) in the initial first-level course during the cohort year.

Definitions:

1. Cohorts are defined as students taking and receiving a grade in the initial course in the Fall or Spring term of the specified cohort year.
2. Counts are unduplicated; students may have attempted and/or succeeded in a course more than once; multiple attempts and multiple successes at each level are counted only once.
3. Cohorts are followed from their initial term through the Summer of the last of the indicated number of years (including summer terms between).
4. Students are tracked for classes after the initial college-based, first-level attempt at all four colleges.
5. Combined Cohorts is the aggregation of all available annual cohorts. See report page "Sequence by Cohort" for details of each cohort.

Merritt College



Cohort Flow Counts and Flow Success Rates in the Basic Skills English 201A Course Sequence Tracked for Four Years

Cohort	1st Level Course			2nd Level Course				3rd Level Course			
	Attmp Engl 201A	Succ Engl 201A	Succ Rate	Attmp Engl 201B / ESL21B	Succ Engl 201B / ESL21B	Succ Rate	Flow Succ Rate	Attmp Engl 1A	Succ Engl 1A	Succ Rate	Flow Succ Rate
2002-03	320	199	62%	117	74	63%	23%	133	75	56%	23%
2003-04	402	233	58%	101	66	65%	16%	156	91	58%	23%
2004-05	254	151	59%	110	70	64%	28%	127	80	63%	31%
2005-06	268	143	53%	96	48	50%	18%	98	56	57%	21%
2006-07	241	103	43%	69	49	71%	20%	84	58	69%	24%
Combined	1,404	800	57%	458	297	65%	21%	573	352	61%	25%

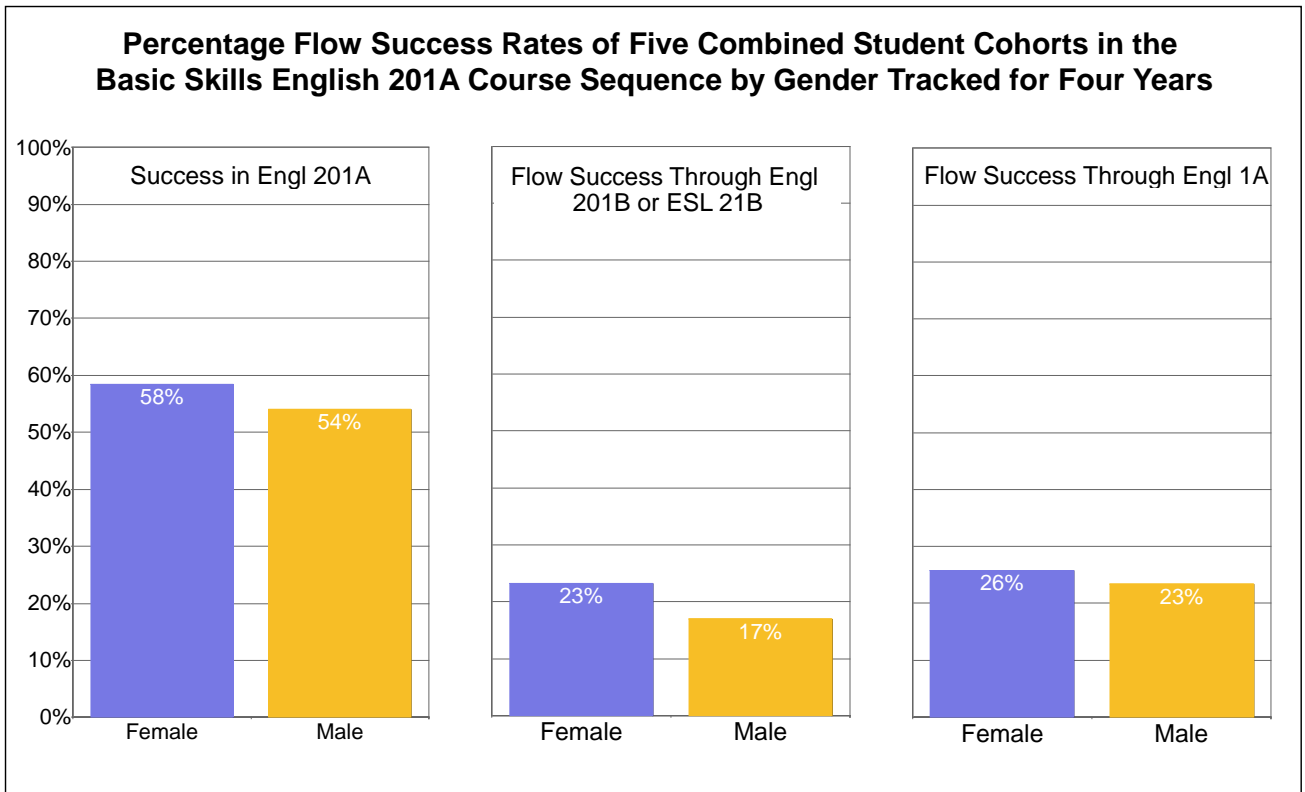
Note: All flow success rates are the number of individual students earning a grade of C or Pass or better at least once at each sequence level as a percentage of the initial cohort, that is, the number of students attempting and receiving a grade (including the W grade) in the initial first-level course during the cohort year.

Note: The Combined Cohort is not the linear sum of the indicated cohorts. Since an individual student may belong to more than one cohort, the Combined Cohort may count fewer students at various stages than the linear sum of the indicated cohorts.

Definitions:

1. Cohorts are defined as students taking and receiving a grade in the initial course in the Fall or Spring term of the specified cohort year.
2. Counts are unduplicated; students may have attempted and/or succeeded in a course more than once; multiple attempts and multiple successes at each level are counted only once.
3. Cohorts are followed from their initial term through the Summer of the last of the indicated number of years (including summer terms between).
4. Students are tracked for classes after the initial college-based, first-level attempt at all four colleges.
5. Combined Cohorts is the aggregation of all available annual cohorts. See report page "Sequence by Cohort" for details of each cohort.

Merritt College



Combined Cohort Flow Counts and Flow Success Rates of Five Combined Student Cohorts in the Basic Skills English 201A Course Sequence by Gender Tracked for Four Years

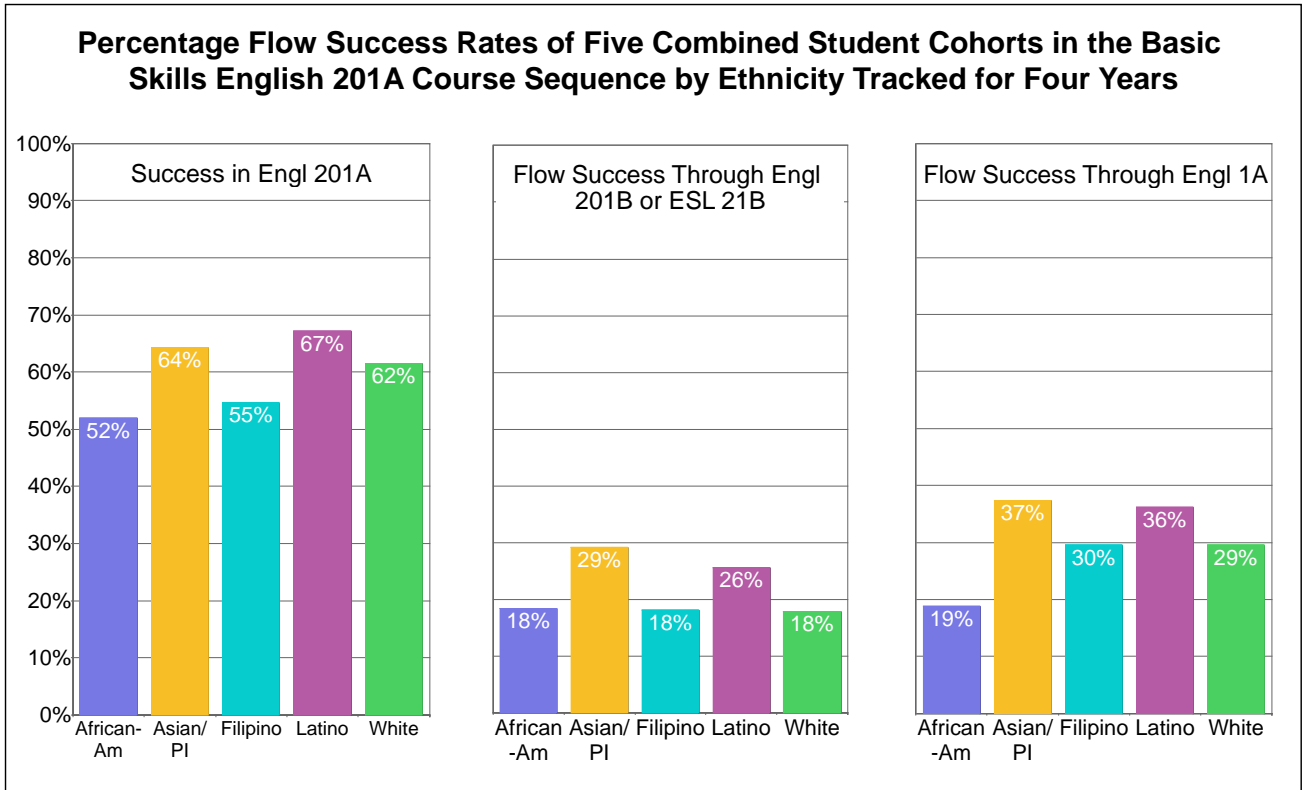
Gender	1st Level Course			2nd Level Course				3rd Level Course			
	Attmp Engl 201A	Succ Engl 201A	Succ Rate	Attmp Engl 201B / ESL21B	Succ Engl 201B / ESL21B	Succ Rate	Flow Succ Rate	Attmp Engl 1A	Succ Engl 1A	Succ Rate	Flow Succ Rate
Female	949	554	58%	331	220	66%	23%	400	244	61%	26%
Male	437	236	54%	124	74	60%	17%	164	102	62%	23%
Unkwn	18	10	56%	3	3	100%	17%	9	6	67%	33%
Combined	1,404	800	57%	458	297	65%	21% S	573	352	61%	25%

Note: All flow success rates are the number of individual students earning a grade of C or Pass or better at least once at each sequence level as a percentage of the initial cohort, that is, the number of students attempting and receiving a grade (including the W grade) in the initial first-level course during the cohort year.

Definitions:

1. Cohorts are defined as students taking and receiving a grade in the initial course in the Fall or Spring term of the specified cohort year.
2. Counts are unduplicated; students may have attempted and/or succeeded in a course more than once; multiple attempts and multiple successes at each level are counted only once.
3. Cohorts are followed from their initial term through the Summer of the last of the indicated number of years (including summer terms between).
4. Students are tracked for classes after the initial college-based, first-level attempt at all four colleges.
5. Combined Cohorts is the aggregation of all available annual cohorts. See report page "Sequence by Cohort" for details of each cohort.

Merritt College



Combined Cohort Flow Counts and Flow Success Rates of Five Combined Student Cohorts in the Basic Skills English 201A Course Sequence by Ethnicity Tracked for Four Years

Ethnicity	1st Level Course			2nd Level Course				3rd Level Course			
	Attmp Engl 201A	Succ Engl 201A	Succ Rate	Attmp Engl 201B / ESL21B	Succ Engl 201B / ESL21B	Succ Rate	Flow Succ Rate	Attmp Engl 1A	Succ Engl 1A	Succ Rate	Flow Succ Rate
African-Am	811	421	52%	264	149	56%	18%	272	153	56%	19%
Asian/PI	123	79	64%	47	36	77%	29%	69	46	67%	37%
Filipino	44	24	55%	11	8	73%	18%	19	13	68%	30%
Latino	265	178	67%	89	68	76%	26%	151	96	64%	36%
Other/Unkwn	83	50	60%	28	22	79%	27%	32	21	66%	25%
White	78	48	62%	19	14	74%	18%	30	23	77%	29%
Combined	1,404	800	57%	458	297	65%	21%	573	352	61%	25%

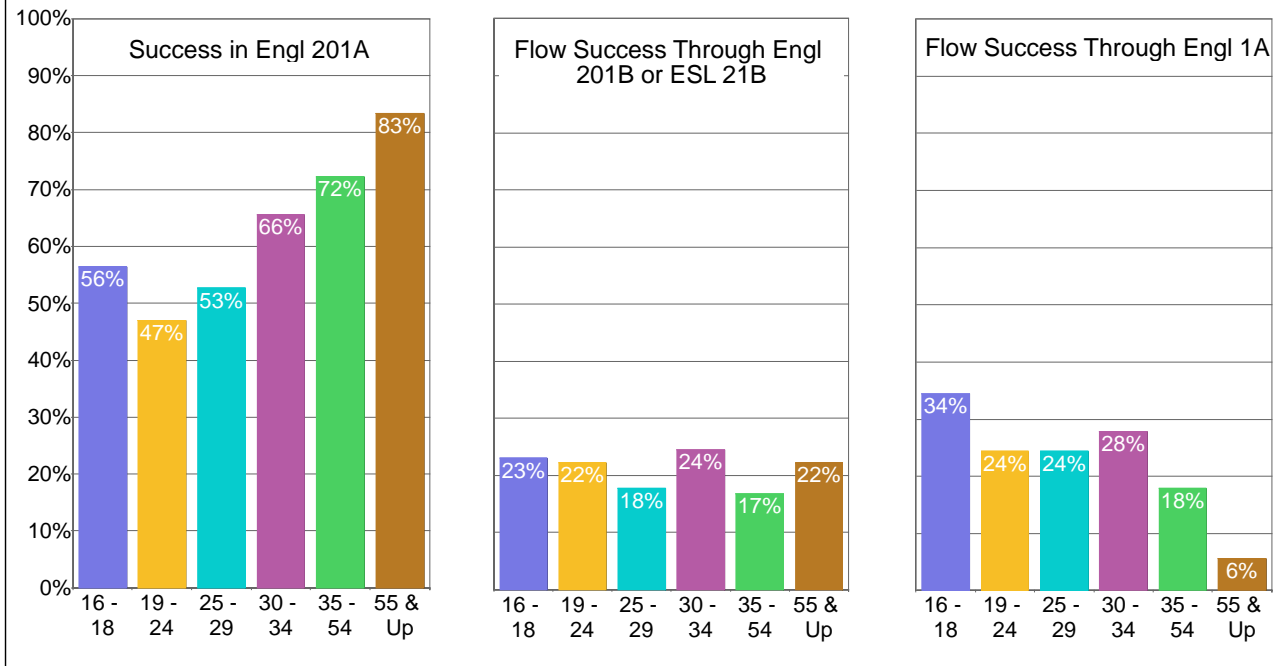
Note: All flow success rates are the number of individual students earning a grade of C or Pass or better at least once at each sequence level as a percentage of the initial cohort, that is, the number of students attempting and receiving a grade (including the W grade) in the initial first-level course during the cohort year.

Definitions:

1. Cohorts are defined as students taking and receiving a grade in the initial course in the Fall or Spring term of the specified cohort year.
2. Counts are unduplicated; students may have attempted and/or succeeded in a course more than once; multiple attempts and multiple successes at each level are counted only once.
3. Cohorts are followed from their initial term through the Summer of the last of the indicated number of years (including summer terms between).
4. Students are tracked for classes after the initial college-based, first-level attempt at all four colleges.
5. Combined Cohorts is the aggregation of all available annual cohorts. See report page "Sequence by Cohort" for details of each cohort.

Merritt College

Percentage Flow Success Rates of Five Combined Student Cohorts in the Basic Skills English 201A Course Sequence by Age Group Tracked for Four Years



Combined Cohort Flow Counts and Flow Success Rates of Five Combined Student Cohorts in the Basic Skills English 201A Course Sequence by Age Group Tracked for Four Years

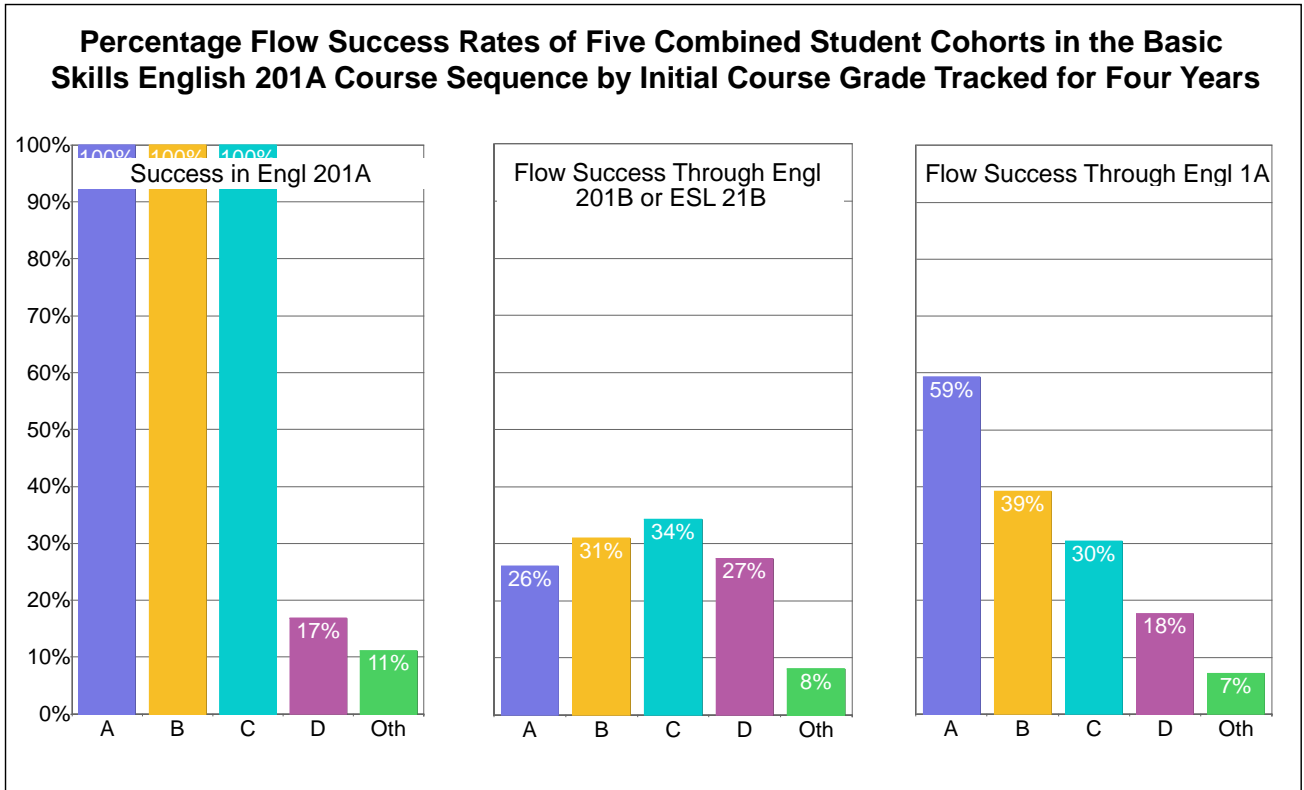
Age Group	1st Level Course			2nd Level Course				3rd Level Course			
	Attmp Engl 201A	Succ Engl 201A	Succ Rate	Attmp Engl 201B / ESL21B	Succ Engl 201B / ESL21B	Succ Rate	Flow Succ Rate	Attmp Engl 1A	Succ Engl 1A	Succ Rate	Flow Succ Rate
16 - 18	287	162	56%	103	66	64%	23%	142	99	70%	34%
19 - 24	590	277	47%	208	131	63%	22%	246	144	59%	24%
25 - 29	152	80	53%	49	27	55%	18%	67	37	55%	24%
30 - 34	90	59	66%	27	22	81%	24%	37	25	68%	28%
35 - 54	274	198	72%	70	46	66%	17%	84	49	58%	18%
55 & Up	36	30	83%	9	8	89%	22%	6	2	33%	6%
Combined	1,404	800	57%	458	297	65%	21%	573	352	61%	25%

Note: All flow success rates are the number of individual students earning a grade of C or Pass or better at least once at each sequence level as a percentage of the initial cohort, that is, the number of students attempting and receiving a grade (including the W grade) in the initial first-level course during the cohort year.

Definitions:

1. Cohorts are defined as students taking and receiving a grade in the initial course in the Fall or Spring term of the specified cohort year.
2. Counts are unduplicated; students may have attempted and/or succeeded in a course more than once; multiple attempts and multiple successes at each level are counted only once.
3. Cohorts are followed from their initial term through the Summer of the last of the indicated number of years (including summer terms between).
4. Students are tracked for classes after the initial college-based, first-level attempt at all four colleges.
5. Combined Cohorts is the aggregation of all available annual cohorts. See report page "Sequence by Cohort" for details of each cohort.

Merritt College



Combined Cohort Flow Counts and Flow Success Rates of Five Combined Student Cohorts in the Basic Skills English 201A Course Sequence by Initial Course Grade Tracked for Four Years

Grade Grp	1st Level Course			2nd Level Course				3rd Level Course			
	Attmp Engl 201A	Succ Engl 201A	Succ Rate	Attmp Engl 201B / ESL21B	Succ Engl 201B / ESL21B	Succ Rate	Flow Succ Rate	Attmp Engl 1A	Succ Engl 1A	Succ Rate	Flow Succ Rate
A	157	157	100%	49	41	84%	26%	116	93	80%	59%
B	316	316	100%	134	98	73%	31%	192	124	65%	39%
C	286	286	100%	149	98	66%	34%	144	87	60%	30%
D	113	19	17%	56	31	55%	27%	47	20	43%	18%
Oth	589	65	11%	102	47	46%	8%	104	42	40%	7%
Combined	1,404	800	57%	458	297	65%	21%	573	352	61%	25%

Note: All flow success rates are the number of individual students earning a grade of C or Pass or better at least once at each sequence level as a percentage of the initial cohort, that is, the number of students attempting and receiving a grade (including the W grade) in the initial first-level course during the cohort year.

Definitions:

1. Cohorts are defined as students taking and receiving a grade in the initial course in the Fall or Spring term of the specified cohort year.
2. Counts are unduplicated; students may have attempted and/or succeeded in a course more than once; multiple attempts and multiple successes at each level are counted only once.
3. Cohorts are followed from their initial term through the Summer of the last of the indicated number of years (including summer terms between).
4. Students are tracked for classes after the initial college-based, first-level attempt at all four colleges.
5. Combined Cohorts is the aggregation of all available annual cohorts. See report page "Sequence by Cohort" for details of each cohort.