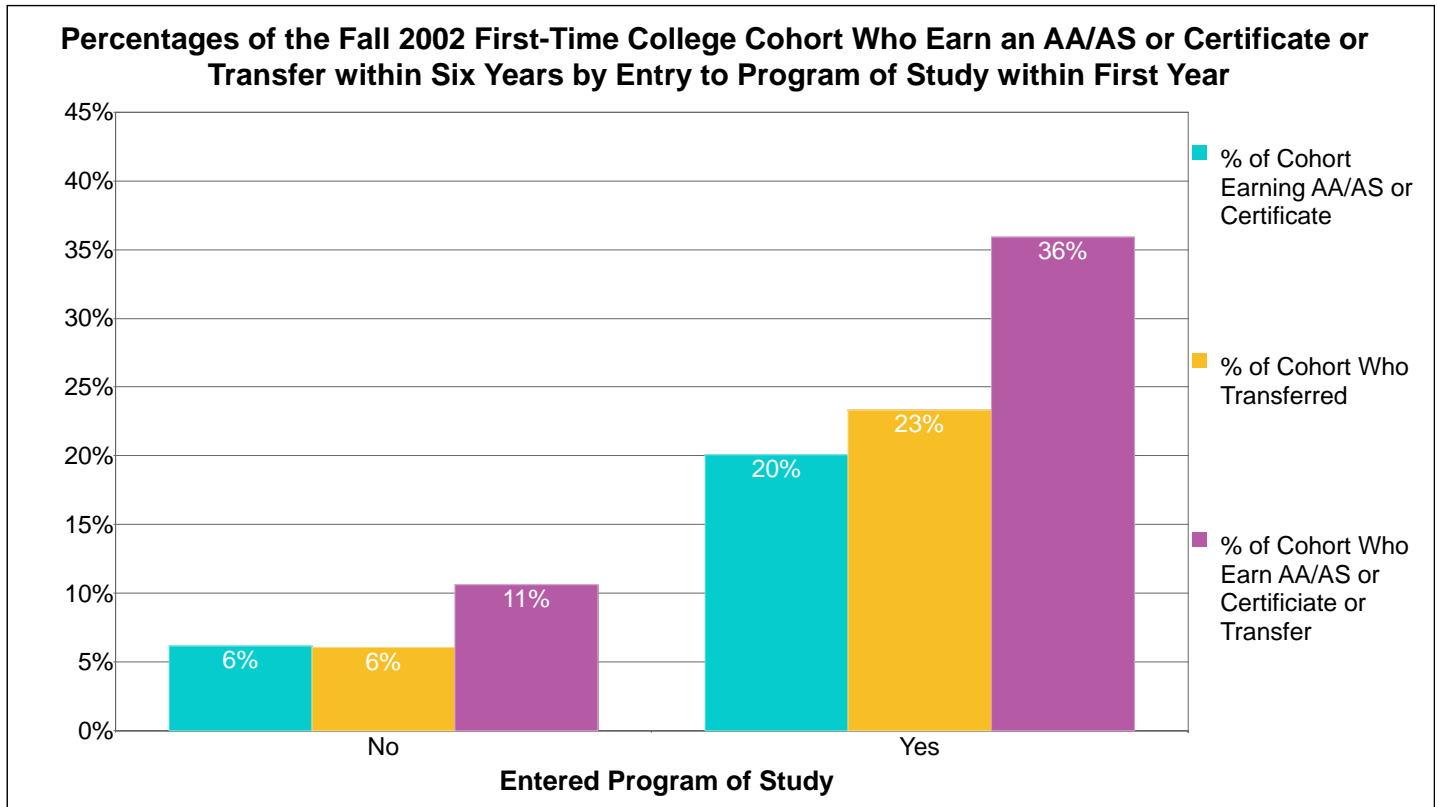


College of Alameda



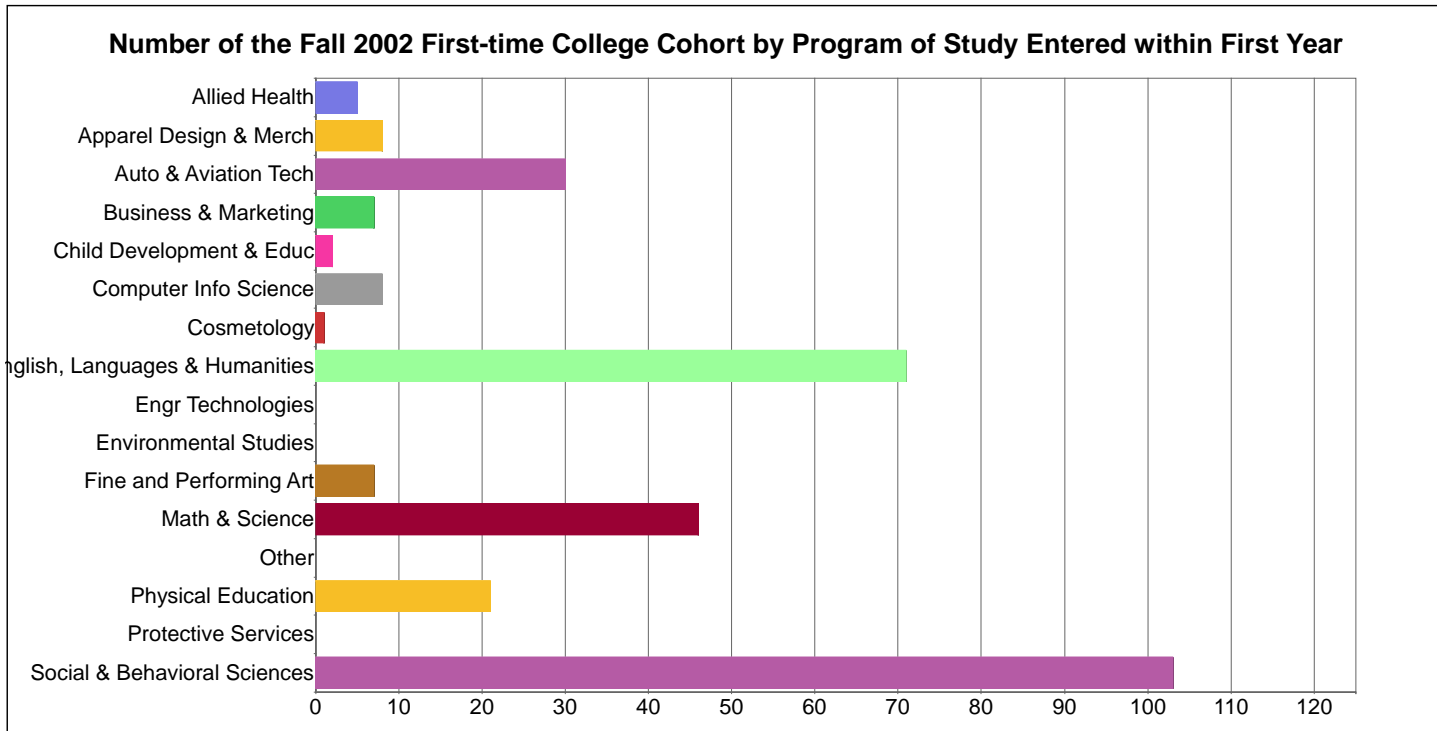
Count and Percentage Tracking of the Fall 2002 Cohort Who Earn an AA/AS or Certificate or Transfer within Six Years by Entry to Program of Study within First Year

Entered a Program of Study	Count of Cohort	Percent of Cohort	Count of Cohort Who Earn an AA/AS or Certificate	Percent of Cohort Who Earn an AA/AS or Certificate	Count of Cohort Who Transfer to 4-yr College	Percent of Cohort Who Transfer to 4-yr College	Count of Cohort Who Earn a Deg/ Cert or Transfer	Percent of Cohort Who Earn a Deg/ Cert or Transfer
Yes	309	32%	62	20%	72	23%	111	36%
No	744	68%	46	6%	45	6%	79	11%
Totals	1,053	100%	108	10%	117	11%	190	18%

Note: Entry into a program is defined as passing three courses within a program of study with a grade of D or better within the indicated time period. Counts for Non-Entry reflect the program the student has taken the most courses in without entry during the indicated time period. Thus, where the time period for entry is the first year, the student may have entered a program in later semesters or years or may have taken courses in the program without ever achieving entry before leaving the college or district. Courses taken at any college within the district are included. The first year consists of the fall term of the cohort and the immediate prior summer and the immediate following spring terms.

Source: Transfer figures derived from state Chancellor's Office ARCC files for Student Progress and Achievement by matching student ID's of ARCC cohort data (all available cohorts simultaneously) with those of the indicated College's fall entering cohort. ARCC data includes transfers to CSU, UC, and private and out-of-state colleges whose data is available in the National Student Clearinghouse. ARCC data does not specify the institution to which the student transferred nor periods less than six years.

College of Alameda

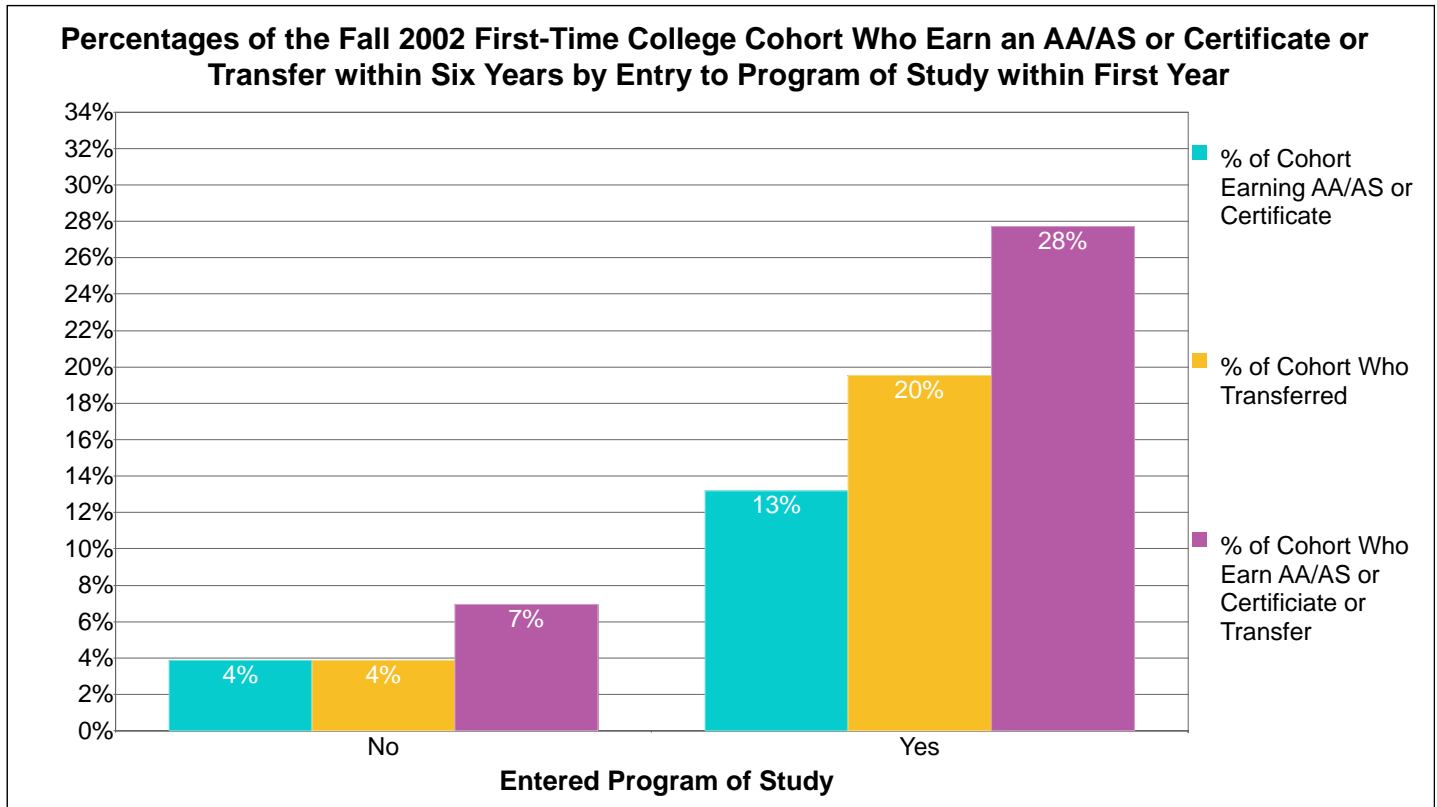


Count of the Fall 2002 First-time College Cohort by Entry/Non-Entry to Program of Study within First Year

Program	Did Not Enter in First Year	Entered in First Year	Total
Allied Health	12	5	17
Apparel Design & Merch	4	8	12
Auto & Aviation Tech	45	30	75
Business & Marketing	21	7	28
Child Development & Educ	1	2	3
Computer Info Science	26	8	34
Cosmetology	1	1	2
English, Languages & Humanities	103	71	174
Engr Technologies	1	0	1
Environmental Studies	1	0	1
Fine and Performing Art	29	7	36
Math & Science	92	46	138
Other	199	0	199
Physical Education	34	21	55
Protective Services	1	0	1
Social & Behavioral Sciences	174	103	277
Total	744	309	1,053

Note: Entry into a program is defined as passing three courses within a program of study with a grade of D or better within the indicated time period. Counts for Non-Entry reflect the program the student has taken the most courses in without entry during the indicated time period. Thus, where the time period for entry is the first year, the student may have entered a program in later semesters or years or may have taken courses in the program without ever achieving entry before leaving the college or district. Courses taken at any college within the district are included. The first year consists of the fall term of the cohort and the immediate prior summer and the immediate following spring terms.

Berkeley City College



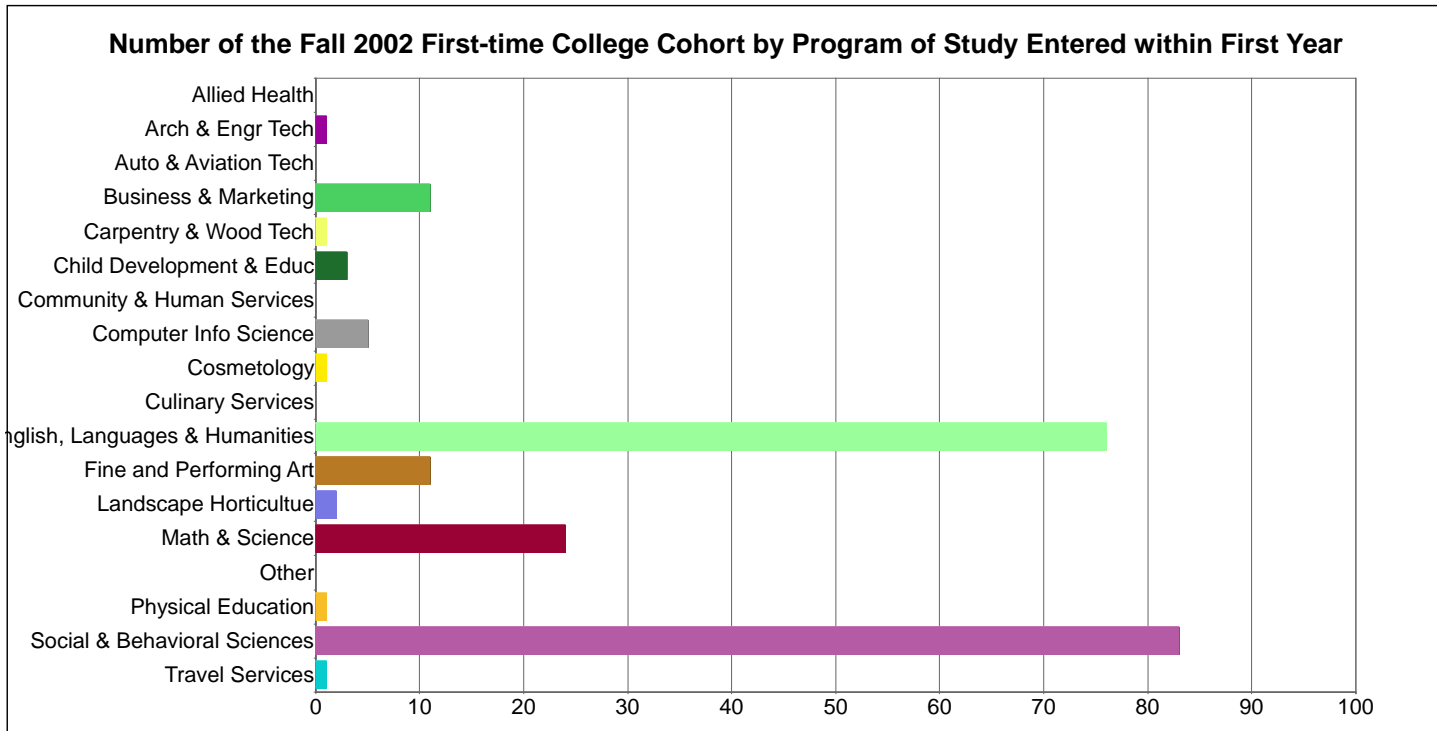
Count and Percentage Tracking of the Fall 2002 Cohort Who Earn an AA/AS or Certificate or Transfer within Six Years by Entry to Program of Study within First Year

Entered a Program of Study	Count of Cohort	Percent of Cohort	Count of Cohort Who Earn an AA/AS or Certificate	Percent of Cohort Who Earn an AA/AS or Certificate	Count of Cohort Who Transfer to 4-yr College	Percent of Cohort Who Transfer to 4-yr College	Count of Cohort Who Earn a Deg/ Cert or Transfer	Percent of Cohort Who Earn a Deg/ Cert or Transfer
Yes	220	33%	29	13%	43	20%	61	28%
No	490	67%	19	4%	19	4%	34	7%
Totals	710	100%	48	7%	62	9%	95	13%

Note: Entry into a program is defined as passing three courses within a program of study with a grade of D or better within the indicated time period. Counts for Non-Entry reflect the program the student has taken the most courses in without entry during the indicated time period. Thus, where the time period for entry is the first year, the student may have entered a program in later semesters or years or may have taken courses in the program without ever achieving entry before leaving the college or district. Courses taken at any college within the district are included. The first year consists of the fall term of the cohort and the immediate prior summer and the immediate following spring terms.

Source: Transfer figures derived from state Chancellor's Office ARCC files for Student Progress and Achievement by matching student ID's of ARCC cohort data (all available cohorts simultaneously) with those of the indicated College's fall entering cohort. ARCC data includes transfers to CSU, UC, and private and out-of-state colleges whose data is available in the National Student Clearinghouse. ARCC data does not specify the institution to which the student transferred nor periods less than six years.

Berkeley City College

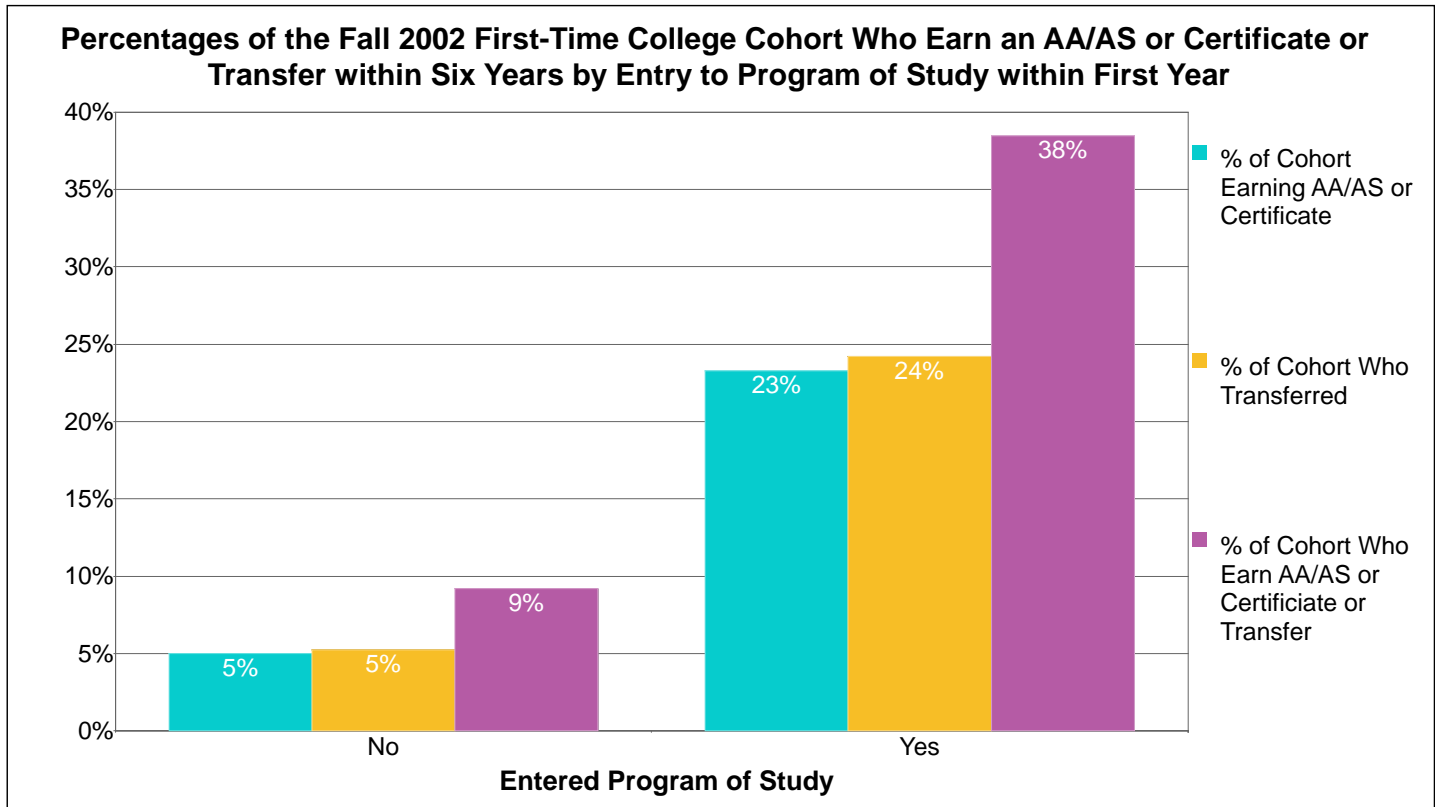


Count of the Fall 2002 First-time College Cohort by Entry/Non-Entry to Program of Study within First Year

Program	Did Not Enter in First Year	Entered in First Year	Total
Allied Health	2	0	2
Arch & Engr Tech	0	1	1
Auto & Aviation Tech	1	0	1
Business & Marketing	18	11	29
Carpentry & Wood Tech	1	1	2
Child Development & Educ	1	3	4
Community & Human Services	1	0	1
Computer Info Science	13	5	18
Cosmetology	0	1	1
Culinary Services	1	0	1
English, Languages & Humanities	151	76	227
Fine and Performing Art	28	11	39
Landscape Horticulture	0	2	2
Math & Science	85	24	109
Physical Education	6	1	7
Social & Behavioral Sciences	104	83	187
Travel Services	1	1	2
Other	77	0	77
Total	490	220	710

Note: Entry into a program is defined as passing three courses within a program of study with a grade of D or better within the indicated time period. Counts for Non-Entry reflect the program the student has taken the most courses in without entry during the indicated time period. Thus, where the time period for entry is the first year, the student may have entered a program in later semesters or years or may have taken courses in the program without ever achieving entry before leaving the college or district. Courses taken at any college within the district are included. The first year consists of the fall term of the cohort and the immediate prior summer and the immediate following spring terms.

Laney College



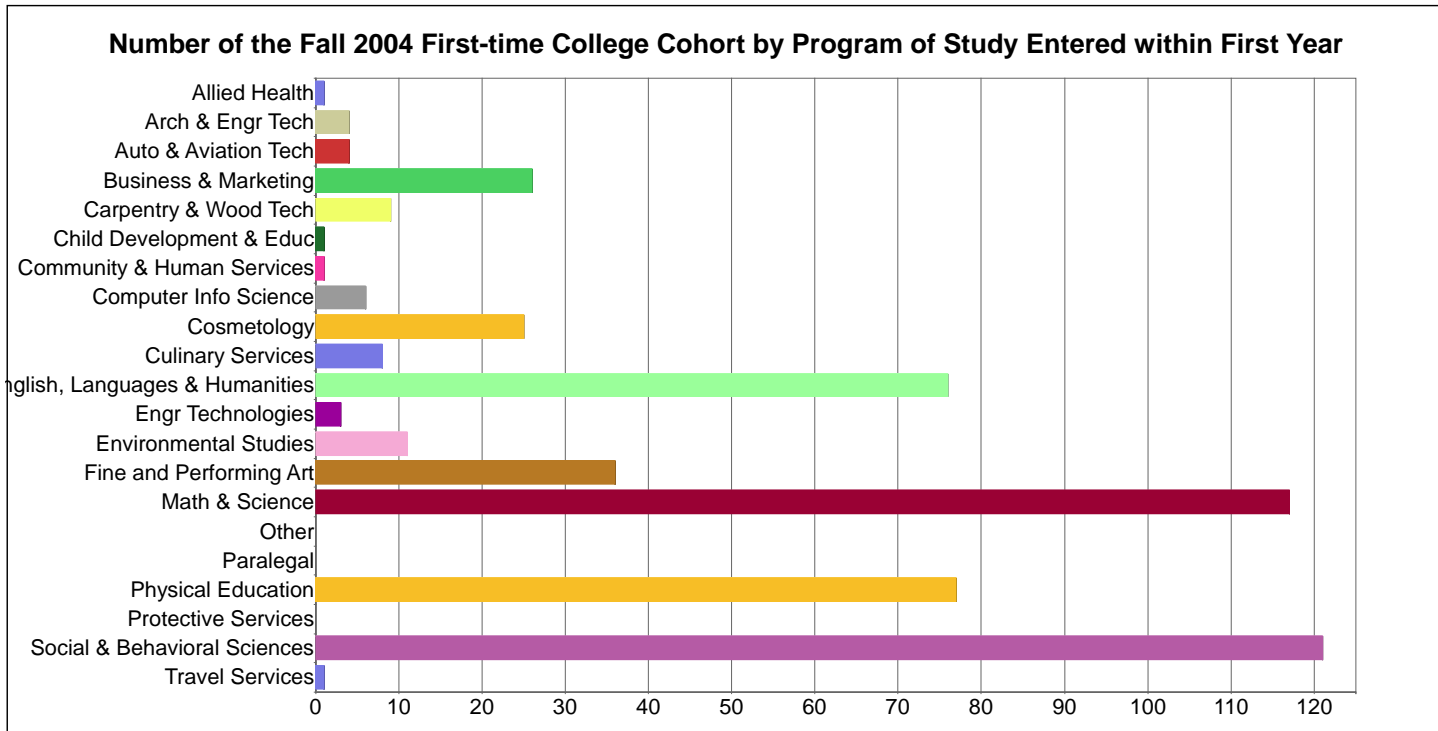
Count and Percentage Tracking of the Fall 2002 Cohort Who Earn an AA/AS or Certificate or Transfer within Six Years by Entry to Program of Study within First Year

Entered a Program of Study	Count of Cohort	Percent of Cohort	Count of Cohort Who Earn an AA/AS or Certificate	Percent of Cohort Who Earn an AA/AS or Certificate	Count of Cohort Who Transfer to 4-yr College	Percent of Cohort Who Transfer to 4-yr College	Count of Cohort Who Earn a Deg/ Cert or Transfer	Percent of Cohort Who Earn a Deg/ Cert or Transfer
Yes	632	30%	147	23%	153	24%	243	38%
No	1,667	70%	83	5%	87	5%	153	9%
Totals	2,299	100%	230	10%	240	10%	396	17%

Note: Entry into a program is defined as passing three courses within a program of study with a grade of D or better within the indicated time period. Counts for Non-Entry reflect the program the student has taken the most courses in without entry during the indicated time period. Thus, where the time period for entry is the first year, the student may have entered a program in later semesters or years or may have taken courses in the program without ever achieving entry before leaving the college or district. Courses taken at any college within the district are included. The first year consists of the fall term of the cohort and the immediate prior summer and the immediate following spring terms.

Source: Transfer figures derived from state Chancellor's Office ARCC files for Student Progress and Achievement by matching student ID's of ARCC cohort data (all available cohorts simultaneously) with those of the indicated College's fall entering cohort. ARCC data includes transfers to CSU, UC, and private and out-of-state colleges whose data is available in the National Student Clearinghouse. ARCC data does not specify the institution to which the student transferred nor periods less than six years.

Laney College

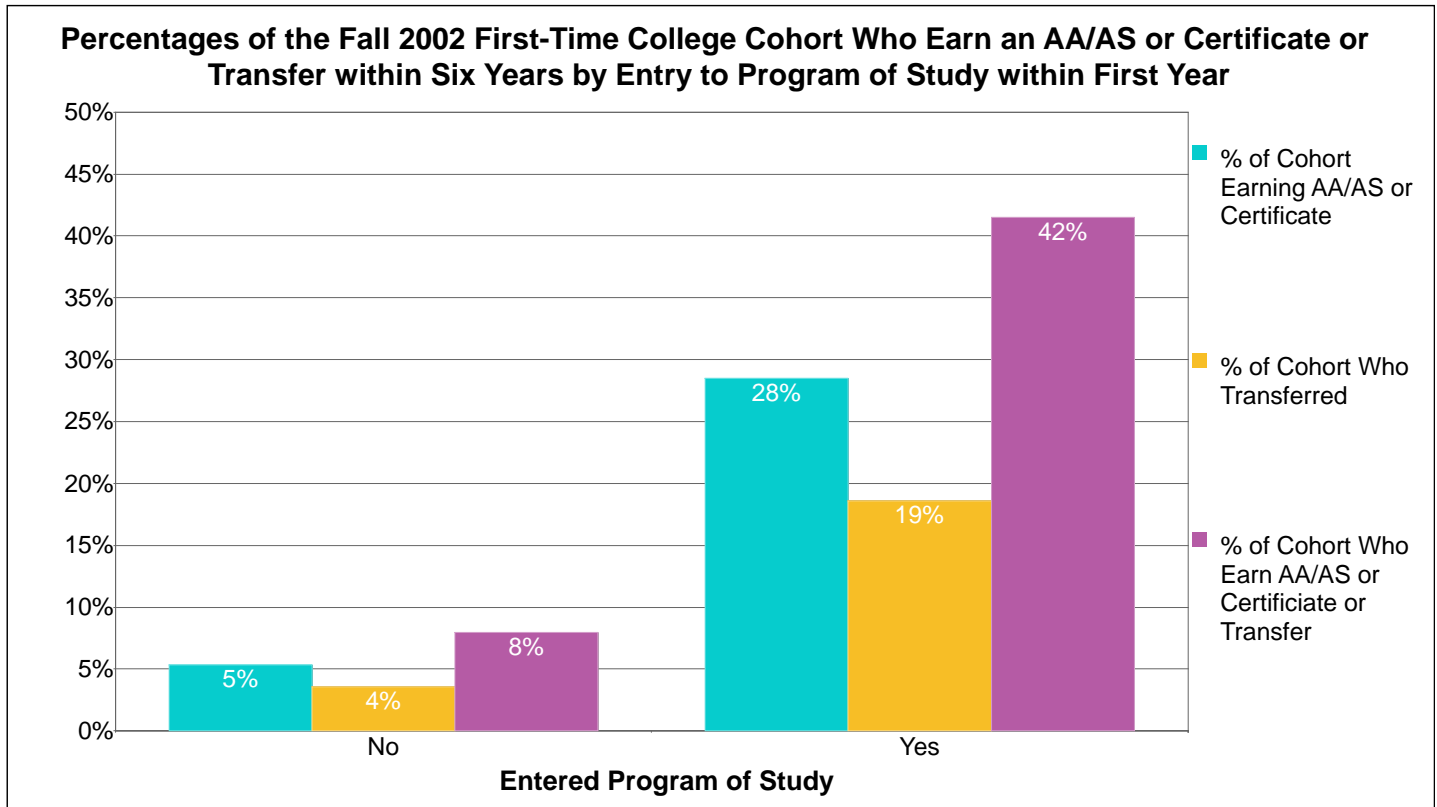


Count of the Fall 2004 First-time College Cohort by Entry/Non-Entry to Program of Study within First Year

Program	Did Not Enter in First Year	Entered in First Year	Count Distinct
Allied Health	9	1	10
Arch & Engr Tech	4	4	8
Auto & Aviation Tech	4	4	8
Business & Marketing	58	26	84
Carpentry & Wood Tech	41	9	50
Child Development & Educ	1	1	2
Community & Human Services	1	1	2
Computer Info Science	23	6	29
Cosmetology	20	25	45
Culinary Services	12	8	20
English, Languages & Humanities	288	76	364
Engr Technologies	21	3	24
Environmental Studies	1	11	12
Fine and Performing Art	80	36	116
Math & Science	192	117	309
Paralegal	5		5
Physical Education	95	77	172
Protective Services	2		2
Social & Behavioral Sciences	237	121	358
Travel Services		1	1
Other	458		458
Count Distinct	1,552	527	2,079

Note: Entry into a program is defined as passing three courses within a program of study with a grade of D or better within the indicated time period. Counts for Non-Entry reflect the program the student has taken the most courses in without entry during the indicated time period. Thus, where the time period for entry is the first year, the student may have entered a program in later semesters or years or may have taken courses in the program without ever achieving entry before leaving the college or district. Courses taken at any college within the district are included. The first year consists of the fall term of the cohort and the immediate prior summer and the immediate following spring terms.

Merritt College



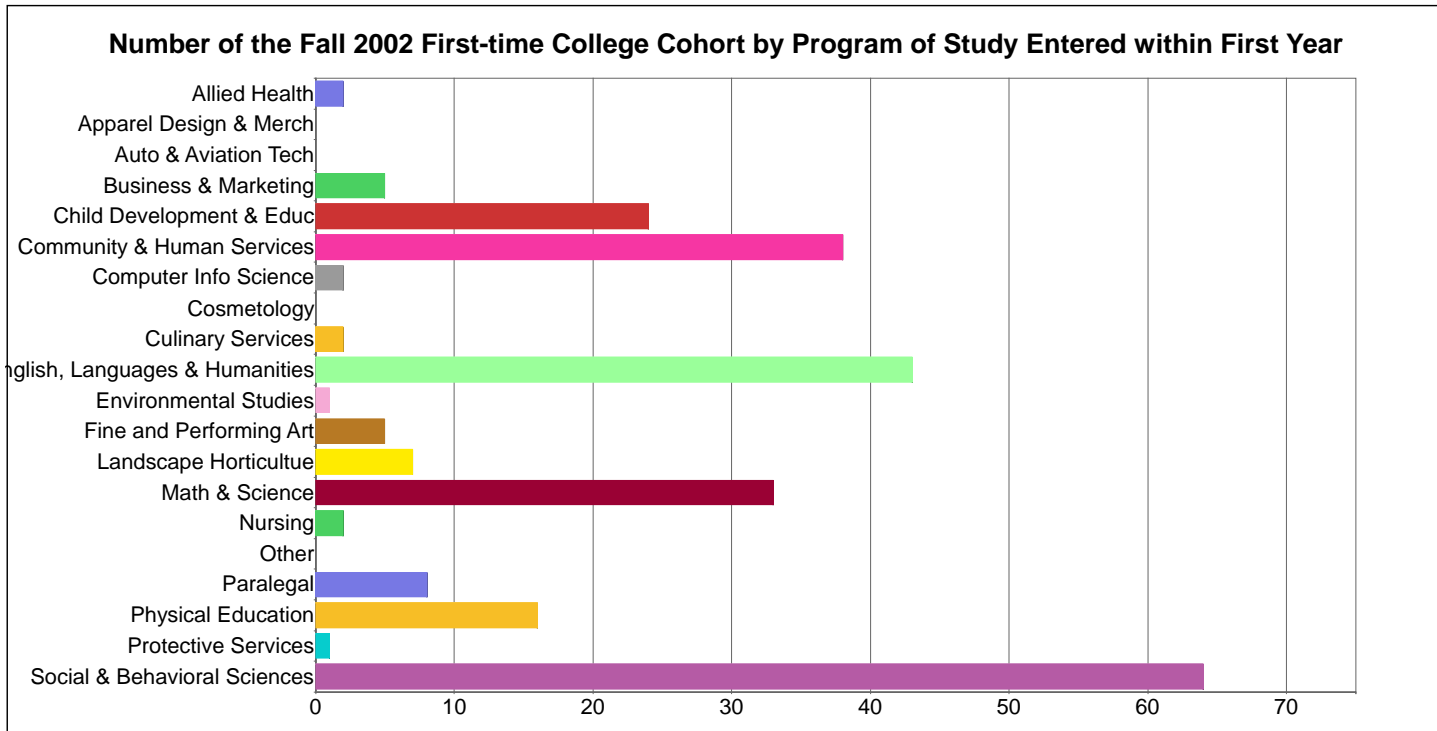
Count and Percentage Tracking of the Fall 2002 Cohort Who Earn an AA/AS or Certificate or Transfer within Six Years by Entry to Program of Study within First Year

Entered a Program of Study	Count of Cohort	Percent of Cohort	Count of Cohort Who Earn an AA/AS or Certificate	Percent of Cohort Who Earn an AA/AS or Certificate	Count of Cohort Who Transfer to 4-yr College	Percent of Cohort Who Transfer to 4-yr College	Count of Cohort Who Earn a Deg/ Cert or Transfer	Percent of Cohort Who Earn a Deg/ Cert or Transfer
Yes	253	28%	72	28%	47	19%	105	42%
No	791	72%	42	5%	28	4%	63	8%
Totals	1,044	100%	114	11%	75	7%	168	16%

Note: Entry into a program is defined as passing three courses within a program of study with a grade of D or better within the indicated time period. Counts for Non-Entry reflect the program the student has taken the most courses in without entry during the indicated time period. Thus, where the time period for entry is the first year, the student may have entered a program in later semesters or years or may have taken courses in the program without ever achieving entry before leaving the college or district. Courses taken at any college within the district are included. The first year consists of the fall term of the cohort and the immediate prior summer and the immediate following spring terms.

Source: Transfer figures derived from state Chancellor's Office ARCC files for Student Progress and Achievement by matching student ID's of ARCC cohort data (all available cohorts simultaneously) with those of the indicated College's fall entering cohort. ARCC data includes transfers to CSU, UC, and private and out-of-state colleges whose data is available in the National Student Clearinghouse. ARCC data does not specify the institution to which the student transferred nor periods less than six years.

Merritt College



Count of the Fall 2002 First-time College Cohort by Entry/Non-Entry to Program of Study within First Year

Program	Did Not Enter in First Year	Entered in First Year	Total
Allied Health	21	2	23
Apparel Design & Merch	1	0	1
Auto & Aviation Tech	3	0	3
Business & Marketing	24	5	29
Child Development & Educ	44	24	68
Community & Human Services	9	38	47
Computer Info Science	11	2	13
Cosmetology	2	0	2
Culinary Services	7	2	9
English, Languages & Humanities	120	43	163
Environmental Studies	2	1	3
Fine and Performing Art	15	5	20
Landscape Horticultue	6	7	13
Math & Science	117	33	150
Nursing	5	2	7
Other	224	0	224
Paralegal	3	8	11
Physical Education	43	16	59
Protective Services	14	1	15
Social & Behavioral Sciences	120	64	184
Total	791	253	1,044

Note: Entry into a program is defined as passing three courses within a program of study with a grade of D or better within the indicated time period. Counts for Non-Entry reflect the program the student has taken the most courses in without entry during the indicated time period. Thus, where the time period for entry is the first year, the student may have entered a program in later semesters or years or may have taken courses in the program without ever achieving entry before leaving the college or district. Courses taken at any college within the district are included. The first year consists of the fall term of the cohort and the immediate prior summer and the immediate following spring terms.