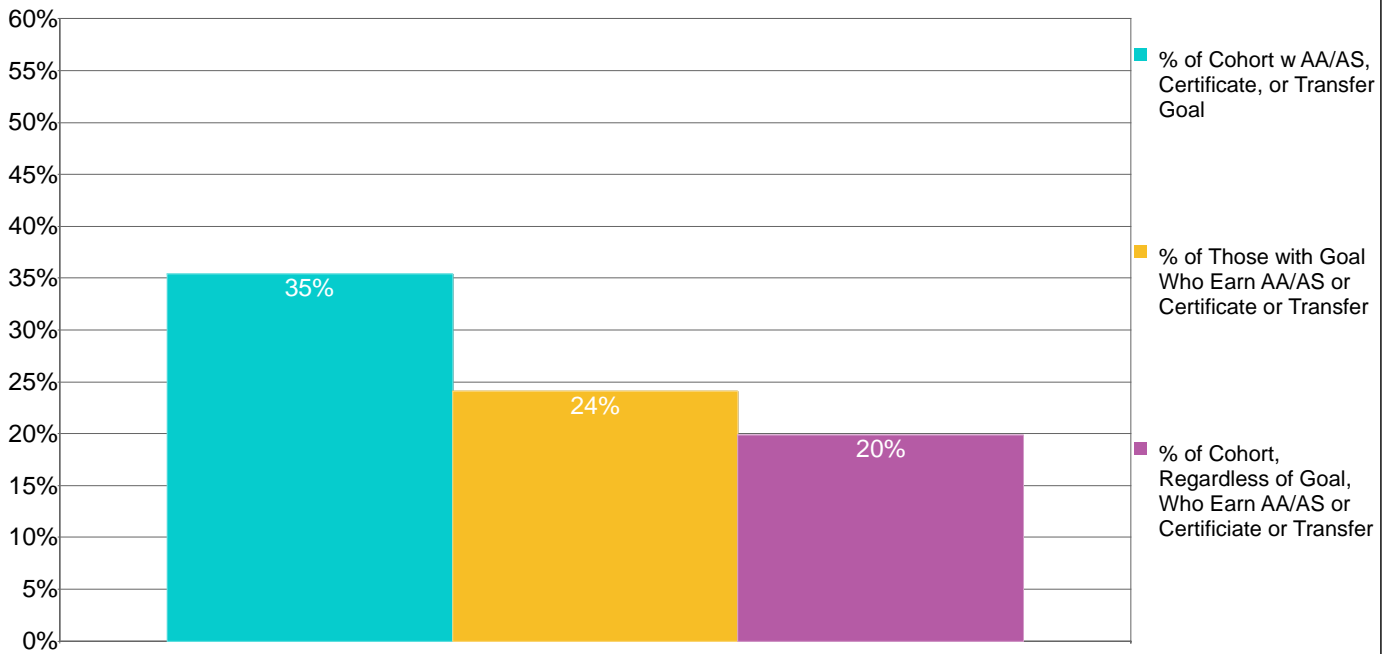


College of Alameda

Percentages of the Fall 2003 First-Time College Cohort with AA/AS, Certificate or Transfer Goals, Those with Goals Who Earn an Award or Transfer, and Those Who Earn an Award or Transfer Regardless of Goal within Six Years



Fall 2003 First-Time College Cohort

Count and Percentage Tracking of the Fall 2003 Matriculated First-Time College Cohort for AA/AS, Certificate, or Transfer Goal and Those Who Earn an AA/AS or Certificate or Transfer within Six Years

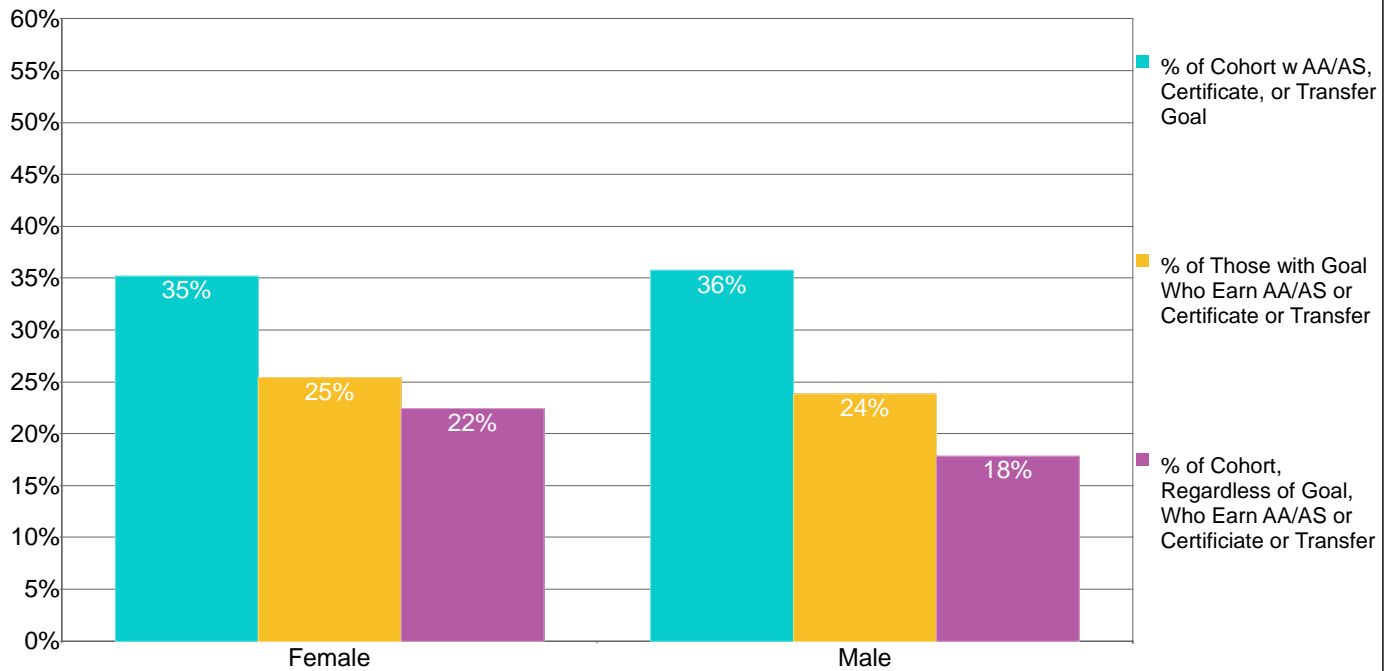
	Count of Fall Cohort	Count of Cohort with AA/AS, Certificate or Transfer Goal	Percent of Cohort with AA/AS, Certificate or Transfer Goal	Count of Those with Goal Who Earn an AA/AS, Certificate or Transfer	Percent of Those with Goal Who Earn an AA/AS, Certificate or Transfer	Count of Cohort, Regardless of Goal, Who Earn an AA/AS or Certificate	Percent of Cohort, Regardless of Goal, Who Earn an AA/AS or Certificate	Count of Cohort, Regardless of Goal, Who Transfer to 4-yr College	Percent of Cohort, Regardless of Goal, Who Transfer to 4-yr College	Count of Cohort, Regardless of Goal, Who Earn a Deg/Cert or Transfer	Percent of Cohort, Regardless of Goal, Who Earn a Deg/Cert or Transfer
Fall 03	1,080	382	35%	92	24%	107	10%	142	13%	215	20%

Note: The cohort consists of Fall students enrolled at census with an Enrollment Status of "First-Time College" and with a Matriculation Status of "Matriculated." The student's goal is the Informed or Matriculation Goal with values of 1, 2, 3, 4, or 5, i.e., the goals of Transfer with or without an AA/AS, AA/AS General Education, AA/AS Vocational, or Certificate. Students are individually tracked to determine the number of the cohort, the number of those with the indicated goals who earn an AA/AS degree or Certificate at any Peralta CCD college or transfer to a 4-yr college, and the number who, regardless of goal, earn an AA/AS degree or Certificate at any Peralta CCD college or transfer to a 4-yr college within the indicated number of years.

Source: Transfer figures derived from state Chancellor's Office ARCC files for Student Progress and Achievement by matching student ID's of ARCC cohort data (all available cohorts simultaneously) with those of the indicated College's fall entering cohort. ARCC data includes transfers to CSU, UC, and private and out-of-state colleges whose data is available in the National Student Clearinghouse. ARCC data does not specify the institution to which the student transferred.

College of Alameda

Percentages of the Fall 2003 First-Time College Cohort with AA/AS, Certificate or Transfer Goals, Those with Goals Who Earn an Award or Transfer, and Those Who Earn an Award or Transfer Regardless of Goal within Six Years, by Gender



Count and Percentage Tracking of the Fall 2003 Matriculated First-Time College Cohort for AA/AS, Certificate, or Transfer Goal and Those Who Earn an AA/AS or Certificate or Transfer within Six Years, by Gender

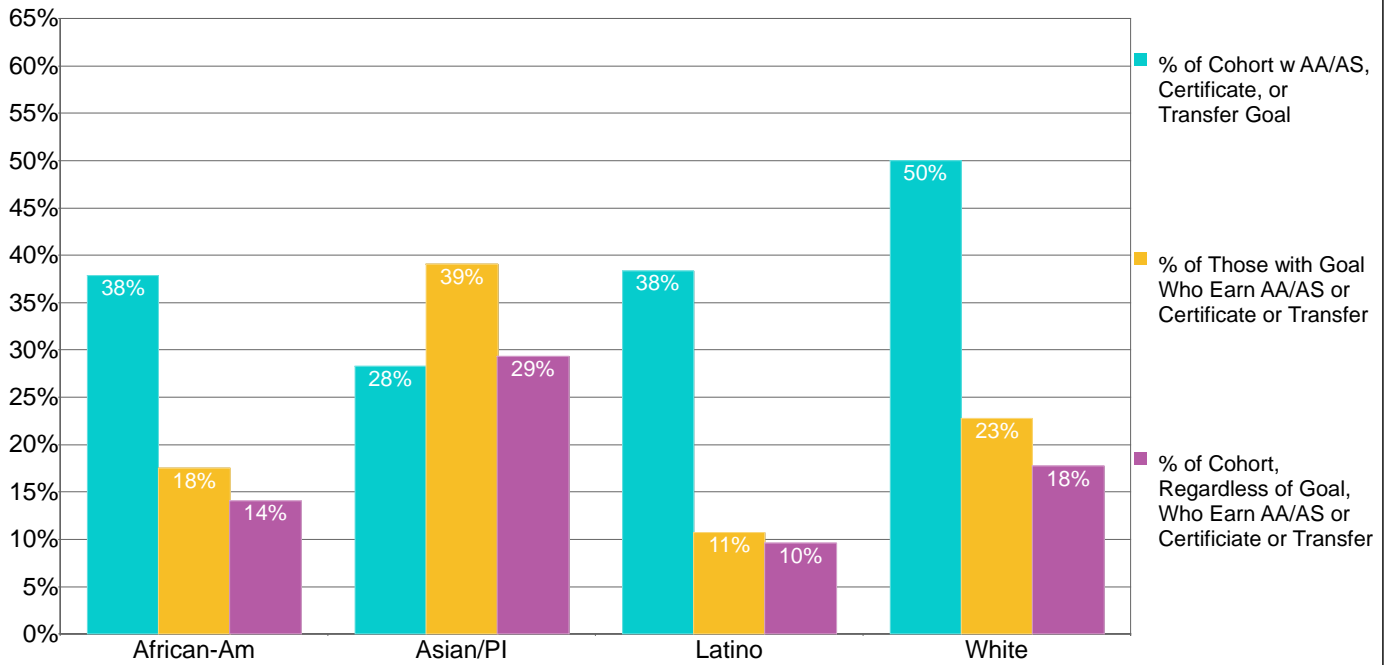
Gender	Count of Fall Cohort	Count of Cohort with AA/AS, Certificate or Transfer Goal	Percent of Cohort with AA/AS, Certificate or Transfer Goal	Count of Those with Goal Who Earn an AA/AS, Certificate or Transfer	Percent of Those with Goal Who Earn an AA/AS, Certificate or Transfer	Count of Cohort, Regardless of Goal, Who Earn an AA/AS or Certificate	Percent of Cohort, Regardless of Goal, Who Earn an AA/AS or Certificate	Count of Cohort, Regardless of Goal, Who Trnsfr to 4-yr College	Percent of Cohort, Regardless of Goal, Who Transfer to 4-yr College	Count of Cohort, Regardless of Goal, Who Earn a Deg/Cert or Transfer	Percent of Cohort, Regardless of Goal, Who Earn a Deg/Cert or Transfer
Female	526	185	35%	47	25%	64	12%	72	14%	118	22%
Male	528	189	36%	45	24%	42	8%	68	13%	94	18%
Unkwn	26	8	31%	0	0%	1	4%	2	8%	3	12%
Totals	1,080	382	35%	92	24%	107	10%	142	13%	215	20%

Note: The cohort consists of Fall students enrolled at census with an Enrollment Status of "First-Time College" and with a Matriculation Status of "Matriculated." The student's goal is the Informed or Matriculation Goal with values of 1, 2, 3, 4, or 5, i.e., the goals of Transfer with or without an AA/AS, AA/AS General Education, AA/AS Vocational, or Certificate. Students are individually tracked to determine the number of the cohort, the number of those with the indicated goals who earn an AA/AS degree or Certificate at any Peralta CCD college or transfer to a 4-yr college, and the number who, regardless of goal, earn an AA/AS degree or Certificate at any Peralta CCD college or transfer to a 4-yr college within the indicated number of years.

Source: Transfer figures detrieved from state Chancellor's Office ARCC files for Student Progress and Achievement by matching student ID's of ARCC cohort data (all available cohorts simultaneously) with those of the indicated College's fall entering cohort. ARCC data includes transfers to CSU, UC, and private and out-of-state colleges whose data is available in the National Student Clearinghouse. ARCC data does not specify the institution to which the student transferred.

College of Alameda

Percentages of the Fall 2003 First-Time College Cohort with AA/AS, Certificate or Transfer Goals, Those with Goals Who Earn an Award or Transfer, and Those Who Earn an Award or Transfer Regardless of Goal within Six Years, by Ethnicity



Count and Percentage Tracking of the Fall 2003 Matriculated First-Time College Cohort for AA/AS, Certificate, or Transfer Goal and Those Who Earn an AA/AS or Certificate or Transfer within Six Years, by Ethnicity

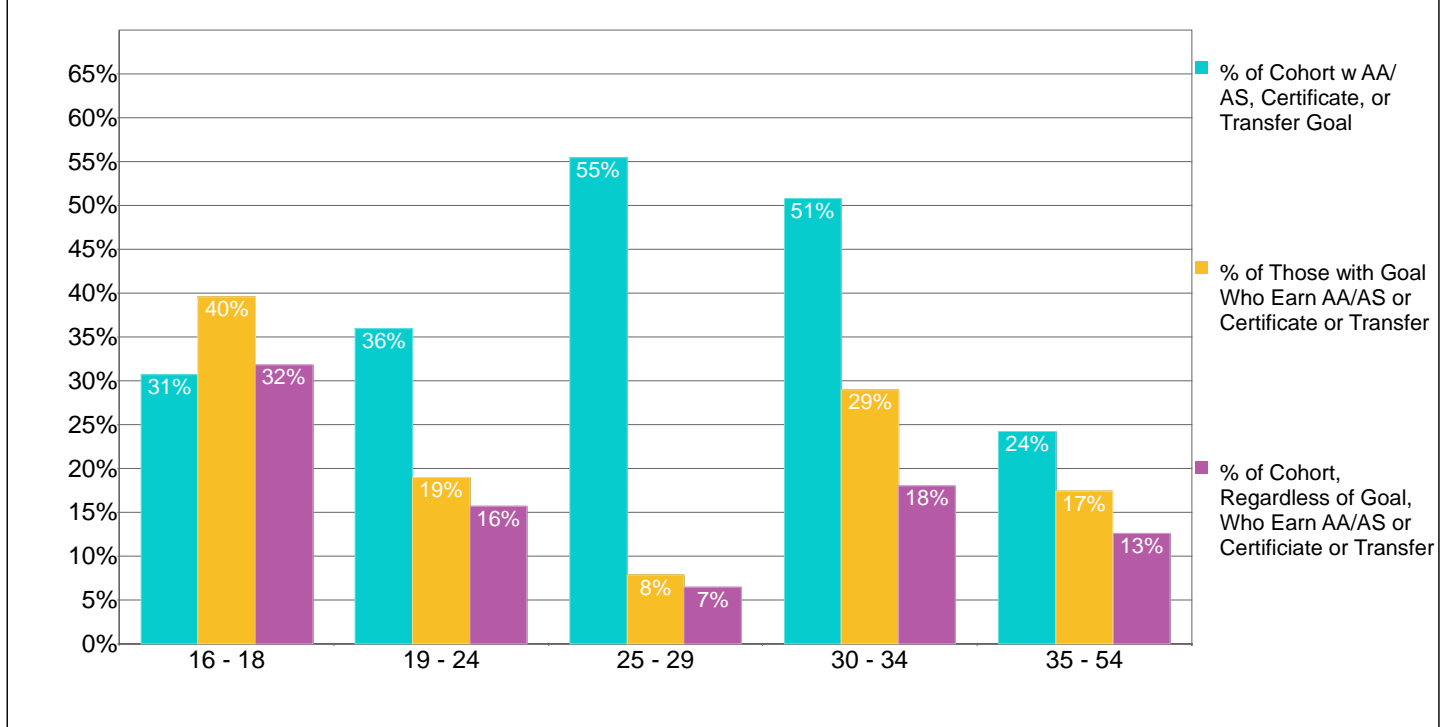
Ethnicity	Count of Fall Cohort	Count of Cohort with AA/AS, Certificate or Transfer Goal	Percent of Cohort with AA/AS, Certificate or Transfer Goal	Count of Those with Goal Who Earn an AA/AS, Certificate or Transfer	Percent of Those with Goal Who Earn an AA/AS, Certificate or Transfer	Count of Cohort, Regardless of Goal, Who Earn an AA/AS or Certificate	Percent of Cohort, Regardless of Goal, Who Earn an AA/AS or Certificate	Count of Cohort, Regardless of Goal, Who Trnsfr to 4-yr College	Percent of Cohort, Regardless of Goal, Who Transfer to 4-yr College	Count of Cohort, Regardless of Goal, Who Earn a Deg/Cert or Transfer	Percent of Cohort, Regardless of Goal, Who Earn a Deg/Cert or Transfer
African-A	256	97	38%	17	18%	28	11%	16	6%	36	14%
Asian/PI	389	110	28%	43	39%	52	13%	83	21%	114	29%
Filipino	48	13	27%	4	31%	4	8%	5	10%	9	19%
Latino	146	56	38%	6	11%	6	4%	9	6%	14	10%
Native An	6	2	33%	0	0%	0	0%	1	17%	1	17%
Other/Uni	77	25	32%	4	16%	6	8%	8	10%	13	17%
White	158	79	50%	18	23%	11	7%	20	13%	28	18%
Totals	1,080	382	35%	92	24%	107	10%	142	13%	215	20%

Note: The cohort consists of Fall students enrolled at census with an Enrollment Status of "First-Time College" and with a Matriculation Status of "Matriculated." The student's goal is the Informed or Matriculation Goal with values of 1, 2, 3, 4, or 5, i.e., the goals of Transfer with or without an AA/AS, AA/AS General Education, AA/AS Vocational, or Certificate. Students are individually tracked to determine the number of the cohort, the number of those with the indicated goals who earn an AA/AS degree or Certificate at any Peralta CCD college or transfer to a 4-yr college, and the number who, regardless of goal, earn an AA/AS degree or Certificate at any Peralta CCD college or transfer to a 4-yr college within the indicated number of years.

Source: Transfer figures detrired from state Chancellor's Office ARCC files for Student Progress and Achievement by matching student ID's of ARCC cohort data (all available cohorts simultaneously) with those of the indicated College's fall entering cohort. ARCC data includes transfers to CSU, UC, and private and out-of-state colleges whose data is available in the National Student Clearinghouse. ARCC data does not specify the institution to which the student transferred.

College of Alameda

Percentages of the Fall 2003 First-Time College Cohort with AA/AS, Certificate or Transfer Goals, Those with Goals Who Earn an Award or Transfer, and Those Who Earn an Award or Transfer Regardless of Goal within Six Years, by Age Group



Count and Percentage Tracking of the Fall 2003 Matriculated First-Time College Cohort for AA/AS, Certificate, or Transfer Goal and Those Who Earn an AA/AS or Certificate or Transfer within Six Years, by Age Group

Age Group	Count of Fall Cohort	Count of Cohort with AA/AS, Certificate or Transfer Goal	Percent of Cohort with AA/AS, Certificate or Transfer Goal	Count of Those with Goal Who Earn an AA/AS, Certificate or Transfer	Percent of Those with Goal Who Earn an AA/AS, Certificate or Transfer	Count of Cohort, Regardless of Goal, Who Earn an AA/AS or Certificate	Percent of Cohort, Regardless of Goal, Who Earn an AA/AS or Certificate	Count of Cohort, Regardless of Goal, Who Transfer to 4-yr College	Percent of Cohort, Regardless of Goal, Who Transfer to 4-yr College	Count of Cohort, Regardless of Goal, Who Earn a Deg/Cert or Transfer	Percent of Cohort, Regardless of Goal, Who Earn a Deg/Cert or Transfer
16 - 18	361	111	31%	44	40%	50	14%	89	25%	115	32%
19 - 24	453	163	36%	31	19%	34	8%	43	9%	71	16%
25 - 29	92	51	55%	4	8%	5	5%	2	2%	6	7%
30 - 34	61	31	51%	9	29%	6	10%	6	10%	11	18%
35 - 54	95	23	24%	4	17%	12	13%	2	2%	12	13%
55 & Up	18	3	17%	0	0%	0	0%	0	0%	0	0%
Totals	1,080	382	35%	92	24%	107	10%	142	13%	215	20%

Note: The cohort consists of Fall students enrolled at census with an Enrollment Status of "First-Time College" and with a Matriculation Status of "Matriculated." The student's goal is the Informed or Matriculation Goal with values of 1, 2, 3, 4, or 5, i.e., the goals of Transfer with or without an AA/AS, AA/AS General Education, AA/AS Vocational, or Certificate. Students are individually tracked to determine the number of the cohort, the number of those with the indicated goals who earn an AA/AS degree or Certificate at any Peralta CCD college or transfer to a 4-yr college, and the number who, regardless of goal, earn an AA/AS degree or Certificate at any Peralta CCD college or transfer to a 4-yr college within the indicated number of years.

Source: Transfer figures derived from state Chancellor's Office ARCC files for Student Progress and Achievement by matching student ID's of ARCC cohort data (all available cohorts simultaneously) with those of the indicated College's fall entering cohort. ARCC data includes transfers to CSU, UC, and private and out-of-state colleges whose data is available in the National Student Clearinghouse. ARCC data does not specify the institution to which the student transferred.