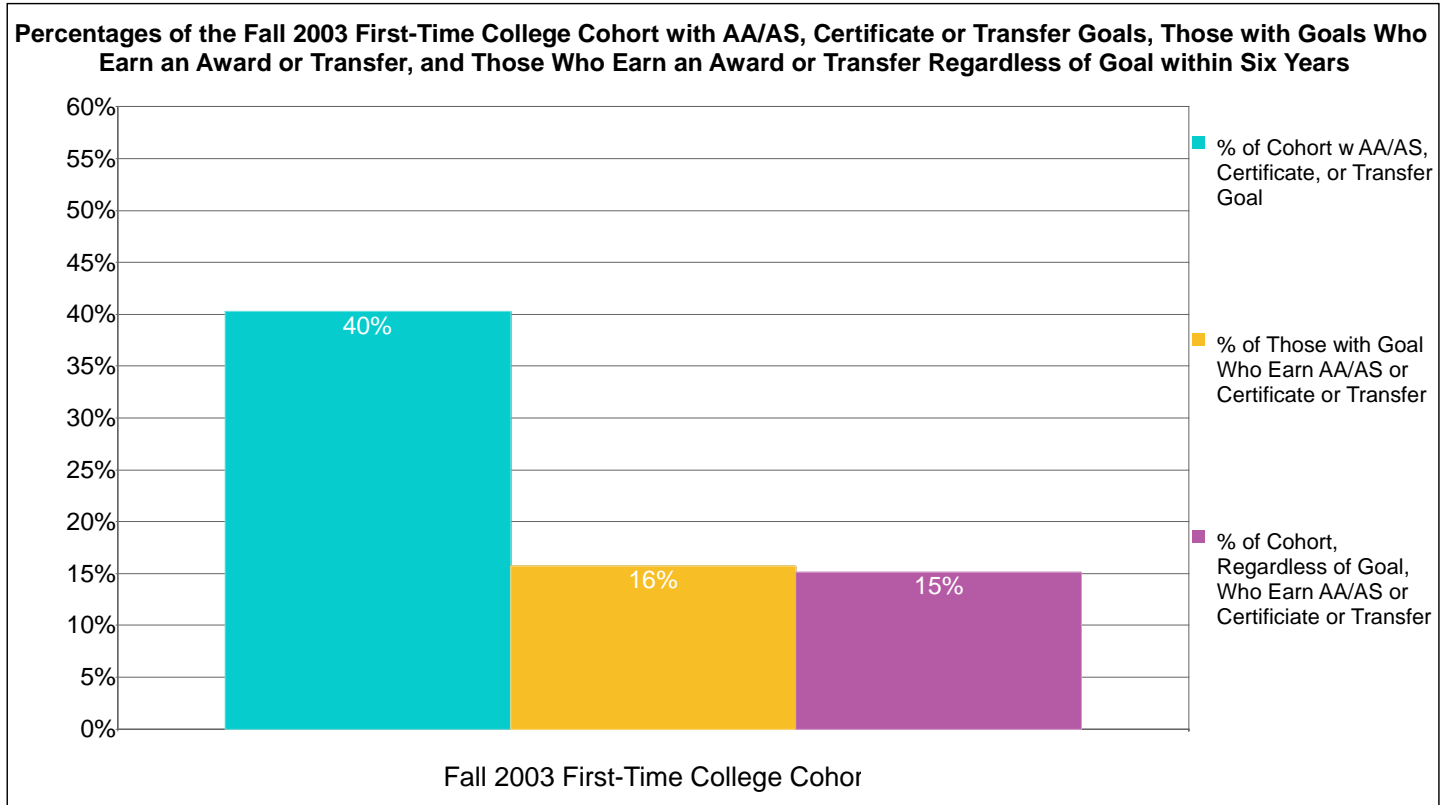


## Merritt College



**Count and Percentage Tracking of the Fall 2003 Matriculated First-Time College Cohort for AA/AS, Certificate, or Transfer Goal and Those Who Earn an AA/AS or Certificate or Transfer within Six Years**

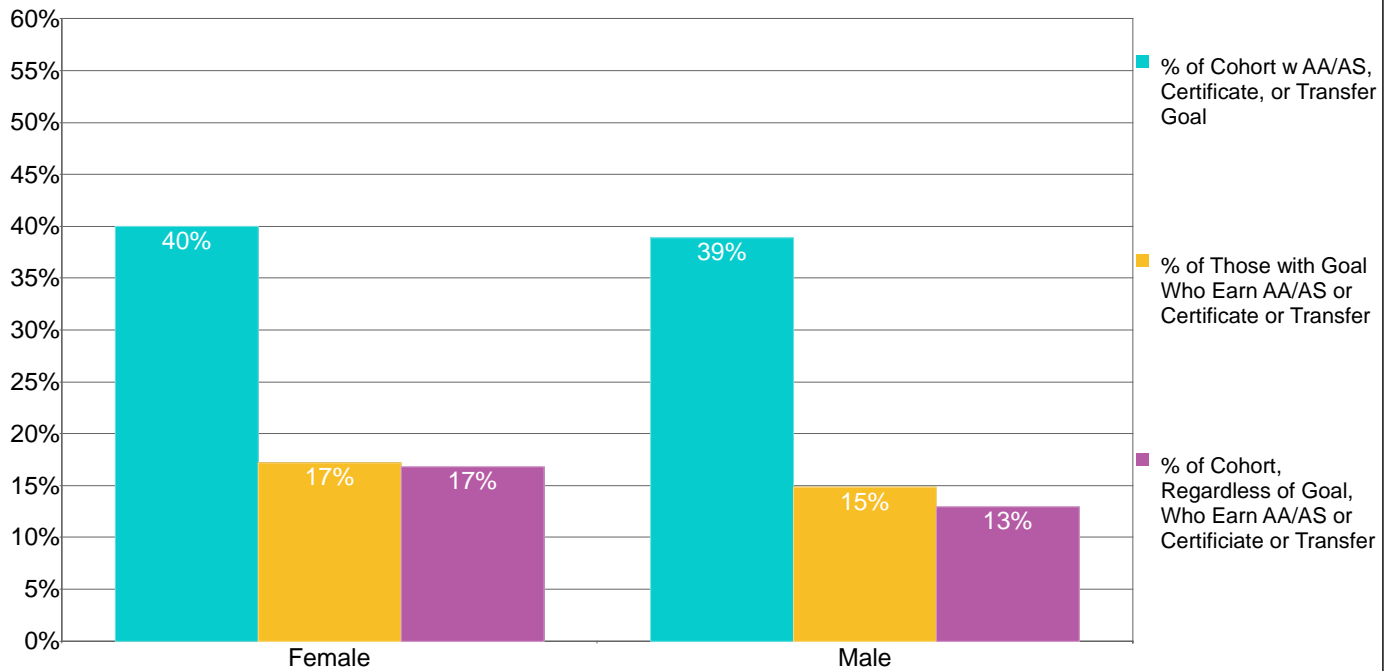
	Count of Fall Cohort	Count of Cohort with AA/AS, Certificate or Transfer Goal	Percent of Cohort with AA/AS, Certificate or Transfer Goal	Count of Those with Goal Who Earn an AA/AS, Certificate or Transfer	Percent of Those with Goal Who Earn an AA/AS, Certificate or Transfer	Count of Cohort, Regardless of Goal, Who Earn an AA/AS or Certificate	Percent of Cohort, Regardless of Goal, Who Earn an AA/AS or Certificate	Count of Cohort, Regardless of Goal, Who Trnsfr to 4-yr College	Percent of Cohort, Regardless of Goal, Who Transfer to 4-yr College	Count of Cohort, Regardless of Goal, Who Earn a Deg/Cert or Transfer	Percent of Cohort, Regardless of Goal, Who Earn a Deg/Cert or Transfer
<b>Fall 03</b>	<b>1,088</b>	<b>438</b>	<b>40%</b>	<b>69</b>	<b>16%</b>	<b>113</b>	<b>10%</b>	<b>76</b>	<b>7%</b>	<b>165</b>	<b>15%</b>

Note: The cohort consists of Fall students enrolled at census with an Enrollment Status of "First-Time College" and with a Matriculation Status of "Matriculated." The student's goal is the Informed or Matriculation Goal with values of 1, 2, 3, 4, or 5, i.e., the goals of Transfer with or without an AA/AS, AA/AS General Education, AA/AS Vocational, or Certificate. Students are individually tracked to determine the number of the cohort, the number of those with the indicated goals who earn an AA/AS degree or Certificate at any Peralta CCD college or transfer to a 4-yr college, and the number who, regardless of goal, earn an AA/AS degree or Certificate at any Peralta CCD college or transfer to a 4-yr college within the indicated number of years.

Source: Transfer figures detrieved from state Chancellor's Office ARCC files for Student Progress and Achievement by matching student ID's of ARCC cohort data (all available cohorts simultaneously) with those of the indicated College's fall entering cohort. ARCC data includes transfers to CSU, UC, and private and out-of-state colleges whose data is available in the National Student Clearinghouse. ARCC data does not specify the institution to which the student transferred.

## Merritt College

**Percentages of the Fall 2003 First-Time College Cohort with AA/AS, Certificate or Transfer Goals, Those with Goals Who Earn an Award or Transfer, and Those Who Earn an Award or Transfer Regardless of Goal within Six Years, by Gender**



**Count and Percentage Tracking of the Fall 2003 Matriculated First-Time College Cohort for AA/AS, Certificate, or Transfer Goal and Those Who Earn an AA/AS or Certificate or Transfer within Six Years, by Gender**

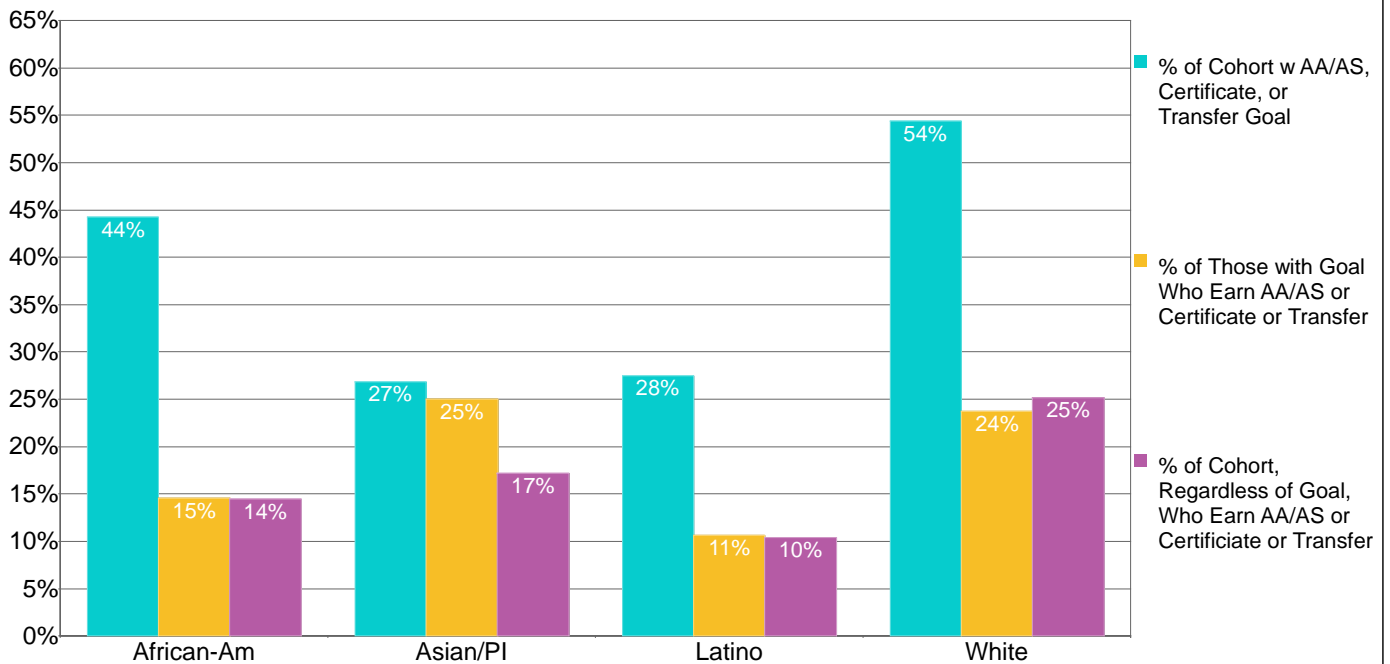
Gender	Count of Fall Cohort	Count of Cohort with AA/AS, Certificate or Transfer Goal	Percent of Cohort with AA/AS, Certificate or Transfer Goal	Count of Those with Goal Who Earn an AA/AS, Certificate or Transfer	Percent of Those with Goal Who Earn an AA/AS, Certificate or Transfer	Count of Cohort, Regardless of Goal, Who Earn an AA/AS or Certificate	Percent of Cohort, Regardless of Goal, Who Earn an AA/AS or Certificate	Count of Cohort, Regardless of Goal, Who Trnsfr to 4-yr College	Percent of Cohort, Regardless of Goal, Who Transfer to 4-yr College	Count of Cohort, Regardless of Goal, Who Earn a Deg/Cert or Transfer	Percent of Cohort, Regardless of Goal, Who Earn a Deg/Cert or Transfer
Female	713	285	40%	49	17%	90	13%	46	6%	120	17%
Male	347	135	39%	20	15%	23	7%	30	9%	45	13%
Unkwn	28	18	64%	0	0%	0	0%	0	0%	0	0%
<b>Totals</b>	<b>1,088</b>	<b>438</b>	<b>40%</b>	<b>69</b>	<b>16%</b>	<b>113</b>	<b>10%</b>	<b>76</b>	<b>7%</b>	<b>165</b>	<b>15%</b>

Note: The cohort consists of Fall students enrolled at census with an Enrollment Status of "First-Time College" and with a Matriculation Status of "Matriculated." The student's goal is the Informed or Matriculation Goal with values of 1, 2, 3, 4, or 5, i.e., the goals of Transfer with or without an AA/AS, AA/AS General Education, AA/AS Vocational, or Certificate. Students are individually tracked to determine the number of the cohort, the number of those with the indicated goals who earn an AA/AS degree or Certificate at any Peralta CCD college or transfer to a 4-yr college, and the number who, regardless of goal, earn an AA/AS degree or Certificate at any Peralta CCD college or transfer to a 4-yr college within the indicated number of years.

Source: Transfer figures detrieved from state Chancellor's Office ARCC files for Student Progress and Achievement by matching student ID's of ARCC cohort data (all available cohorts simultaneously) with those of the indicated College's fall entering cohort. ARCC data includes transfers to CSU, UC, and private and out-of-state colleges whose data is available in the National Student Clearinghouse. ARCC data does not specify the institution to which the student transferred.

### Merritt College

**Percentages of the Fall 2003 First-Time College Cohort with AA/AS, Certificate or Transfer Goals, Those with Goals Who Earn an Award or Transfer, and Those Who Earn an Award or Transfer Regardless of Goal within Six Years, by Ethnicity**



**Count and Percentage Tracking of the Fall 2003 Matriculated First-Time College Cohort for AA/AS, Certificate, or Transfer Goal and Those Who Earn an AA/AS or Certificate or Transfer within Six Years, by Ethnicity**

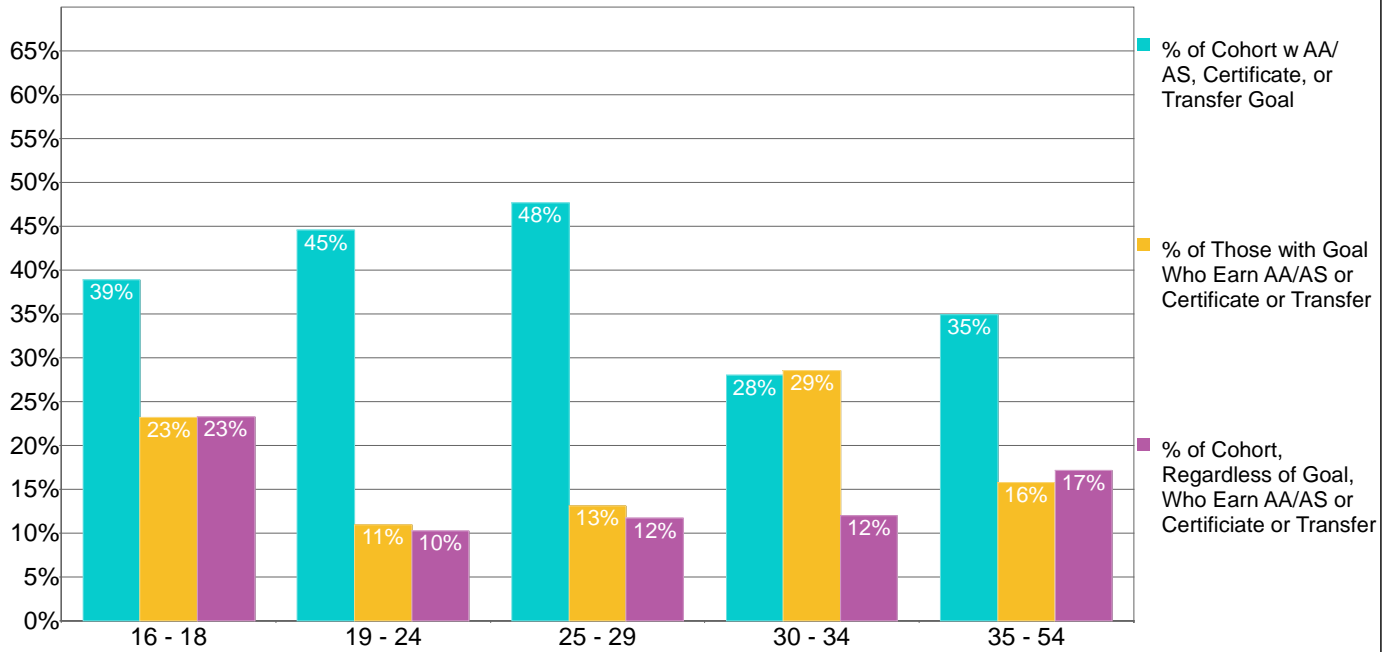
Ethnicity	Count of Fall Cohort	Count of Cohort with AA/AS, Certificate or Transfer Goal	Percent of Cohort with AA/AS, Certificate or Transfer Goal	Count of Those with Goal Who Earn an AA/AS, Certificate or Transfer	Percent of Those with Goal Who Earn an AA/AS, Certificate or Transfer	Count of Cohort, Regardless of Goal, Who Earn an AA/AS or Certificate	Percent of Cohort, Regardless of Goal, Who Earn an AA/AS or Certificate	Count of Cohort, Regardless of Goal, Who Transfer to 4-yr College	Percent of Cohort, Regardless of Goal, Who Transfer to 4-yr College	Count of Cohort, Regardless of Goal, Who Earn a Deg/Cert or Transfer	Percent of Cohort, Regardless of Goal, Who Earn a Deg/Cert or Transfer
African-A	436	193	44%	28	15%	50	11%	26	6%	63	14%
Asian/PI	134	36	27%	9	25%	13	10%	13	10%	23	17%
Filipino	39	16	41%	0	0%	2	5%	2	5%	3	8%
Latino	240	66	28%	7	11%	17	7%	12	5%	25	10%
Native An	6	2	33%	0	0%	1	17%	0	0%	1	17%
Other/Uni	86	45	52%	6	13%	10	12%	4	5%	13	15%
White	147	80	54%	19	24%	20	14%	19	13%	37	25%
<b>Totals</b>	<b>1,088</b>	<b>438</b>	<b>40%</b>	<b>69</b>	<b>16%</b>	<b>113</b>	<b>10%</b>	<b>76</b>	<b>7%</b>	<b>165</b>	<b>15%</b>

Note: The cohort consists of Fall students enrolled at census with an Enrollment Status of "First-Time College" and with a Matriculation Status of "Matriculated." The student's goal is the Informed or Matriculation Goal with values of 1, 2, 3, 4, or 5, i.e., the goals of Transfer with or without an AA/AS, AA/AS General Education, AA/AS Vocational, or Certificate. Students are individually tracked to determine the number of the cohort, the number of those with the indicated goals who earn an AA/AS degree or Certificate at any Peralta CCD college or transfer to a 4-yr college, and the number who, regardless of goal, earn an AA/AS degree or Certificate at any Peralta CCD college or transfer to a 4-yr college within the indicated number of years.

Source: Transfer figures derived from state Chancellor's Office ARCC files for Student Progress and Achievement by matching student ID's of ARCC cohort data (all available cohorts simultaneously) with those of the indicated College's fall entering cohort. ARCC data includes transfers to CSU, UC, and private and out-of-state colleges whose data is available in the National Student Clearinghouse. ARCC data does not specify the institution to which the student transferred.

## Merritt College

**Percentages of the Fall 2003 First-Time College Cohort with AA/AS, Certificate or Transfer Goals, Those with Goals Who Earn an Award or Transfer, and Those Who Earn an Award or Transfer Regardless of Goal within Six Years, by Age Group**



**Count and Percentage Tracking of the Fall 2003 Matriculated First-Time College Cohort for AA/AS, Certificate, or Transfer Goal and Those Who Earn an AA/AS or Certificate or Transfer within Six Years, by Age Group**

Age Group	Count of Fall Cohort	Count of Cohort with AA/AS, Certificate or Transfer Goal	Percent of Cohort with AA/AS, Certificate or Transfer Goal	Count of Those with Goal Who Earn an AA/AS, Certificate or Transfer	Percent of Those with Goal Who Earn an AA/AS, Certificate or Transfer	Count of Cohort, Regardless of Goal, Who Earn an AA/AS or Certificate	Percent of Cohort, Regardless of Goal, Who Earn an AA/AS or Certificate	Count of Cohort, Regardless of Goal, Who Trnsfr to 4-yr College	Percent of Cohort, Regardless of Goal, Who Transfer to 4-yr College	Count of Cohort, Regardless of Goal, Who Earn a Deg/Cert or Transfer	Percent of Cohort, Regardless of Goal, Who Earn a Deg/Cert or Transfer
16 - 18	288	112	39%	26	23%	41	14%	44	15%	67	23%
19 - 24	408	182	45%	20	11%	26	6%	19	5%	42	10%
25 - 29	128	61	48%	8	13%	11	9%	5	4%	15	12%
30 - 34	75	21	28%	6	29%	4	5%	7	9%	9	12%
35 - 54	163	57	35%	9	16%	27	17%	1	1%	28	17%
55 & Up	26	5	19%	0	0%	4	15%	0	0%	4	15%
<b>Totals</b>	<b>1,088</b>	<b>438</b>	<b>40%</b>	<b>69</b>	<b>16%</b>	<b>113</b>	<b>10%</b>	<b>76</b>	<b>7%</b>	<b>165</b>	<b>15%</b>

Note: The cohort consists of Fall students enrolled at census with an Enrollment Status of "First-Time College" and with a Matriculation Status of "Matriculated." The student's goal is the Informed or Matriculation Goal with values of 1, 2, 3, 4, or 5, i.e., the goals of Transfer with or without an AA/AS, AA/AS General Education, AA/AS Vocational, or Certificate. Students are individually tracked to determine the number of the cohort, the number of those with the indicated goals who earn an AA/AS degree or Certificate at any Peralta CCD college or transfer to a 4-yr college, and the number who, regardless of goal, earn an AA/AS degree or Certificate at any Peralta CCD college or transfer to a 4-yr college within the indicated number of years.

Source: Transfer figures detrired from state Chancellor's Office ARCC files for Student Progress and Achievement by matching student ID's of ARCC cohort data (all available cohorts simultaneouslv) with those of the indicated College's fall entering cohort. ARCC data includes transfers