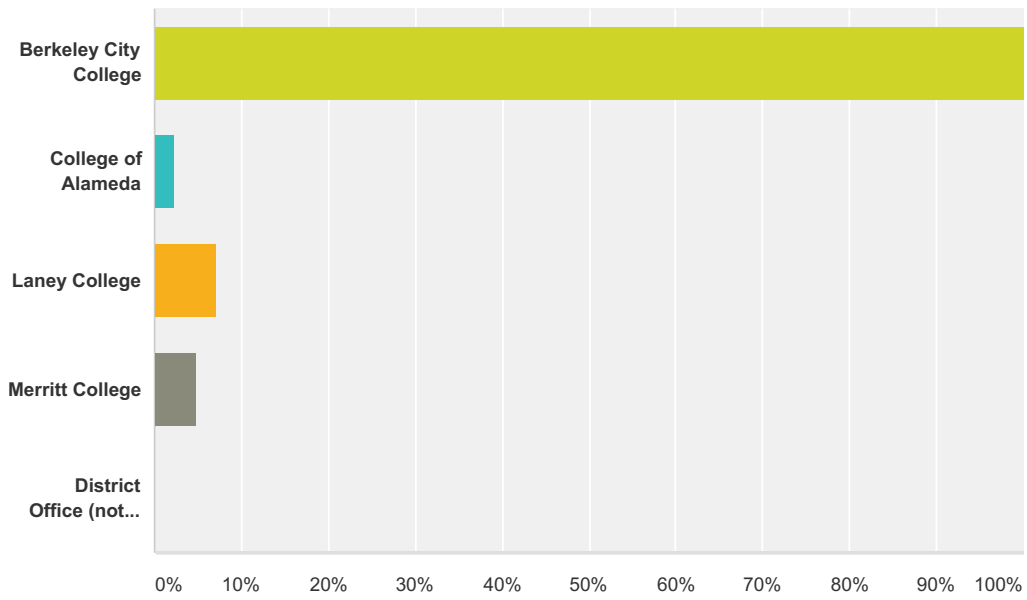


Q1 At which site(s) do you work? Check all that apply.

Answered: 42 Skipped: 0

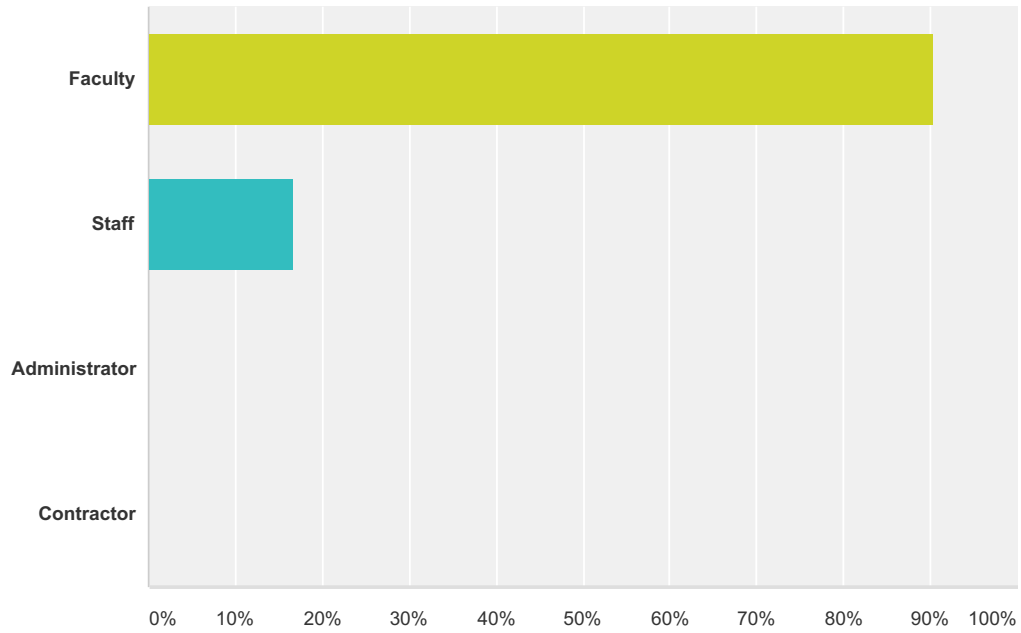


Answer Choices	Responses
Berkeley City College	100.00% 42
College of Alameda	2.38% 1
Laney College	7.14% 3
Merritt College	4.76% 2
District Office (not colleges)	0.00% 0
Total Respondents: 42	

#	Other (please specify)	Date
	There are no responses.	

Q2 What is your position at Peralta?

Answered: 42 Skipped: 0

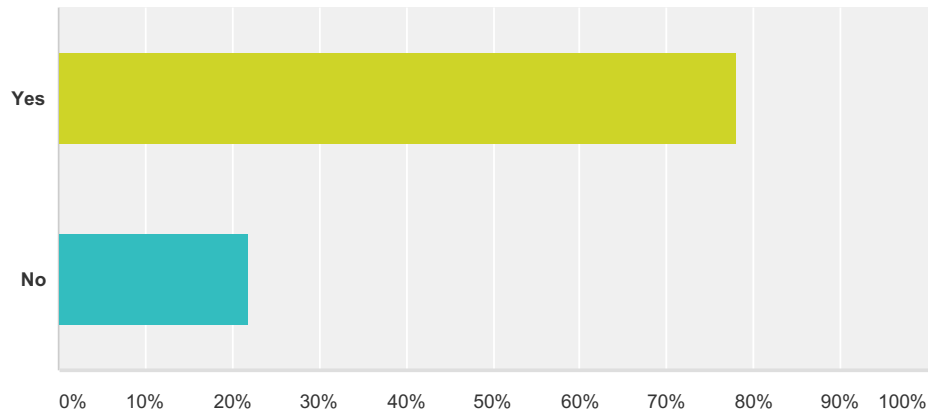


Answer Choices	Responses
Faculty	90.48% 38
Staff	16.67% 7
Administrator	0.00% 0
Contractor	0.00% 0
Total Respondents: 42	

#	Other (please specify)	Date
	There are no responses.	

Q3 Did you participate in completion of your department or unit program review during 2015-16?

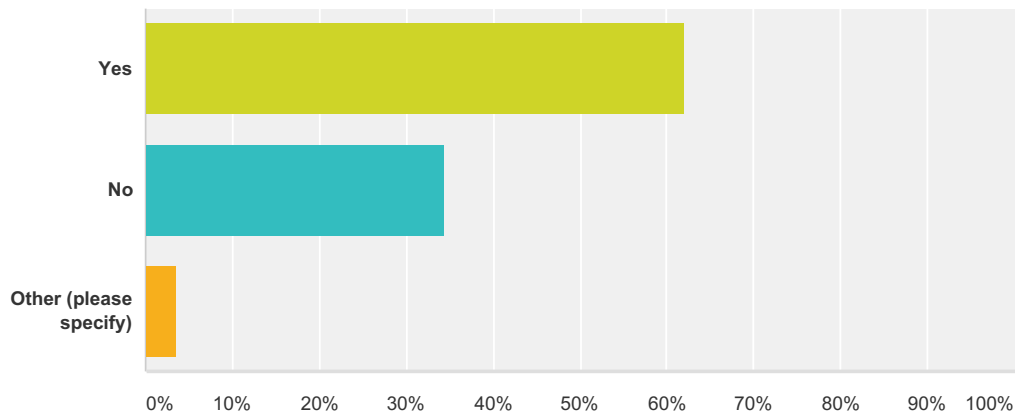
Answered: 41 Skipped: 1



Answer Choices	Responses	
Yes	78.05%	32
No	21.95%	9
Total		41

Q4 Was the timeline for completion of the program review clearly communicated?

Answered: 29 Skipped: 13

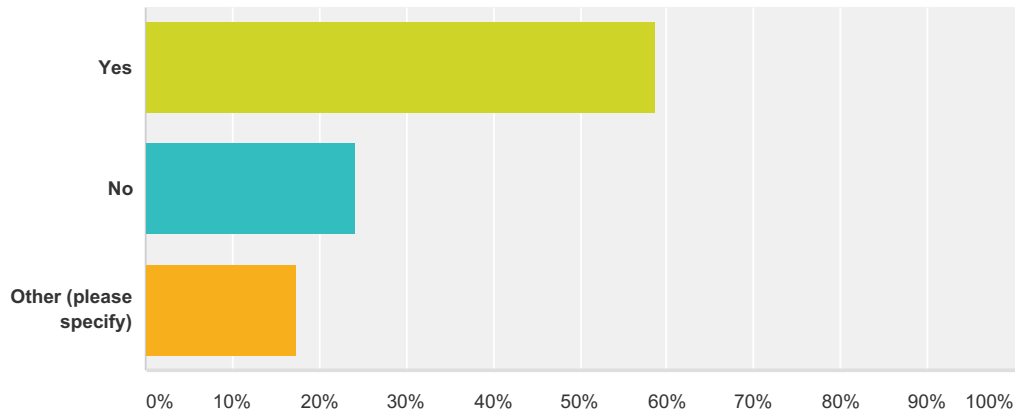


Answer Choices	Responses
Yes	62.07% 18
No	34.48% 10
Other (please specify)	3.45% 1
Total	29

#	Other (please specify)	Date
1	Communication about timeline could have been better	3/15/2016 6:53 PM

Q5 Did the timeline for completing program review include a step for revision and feedback?

Answered: 29 Skipped: 13

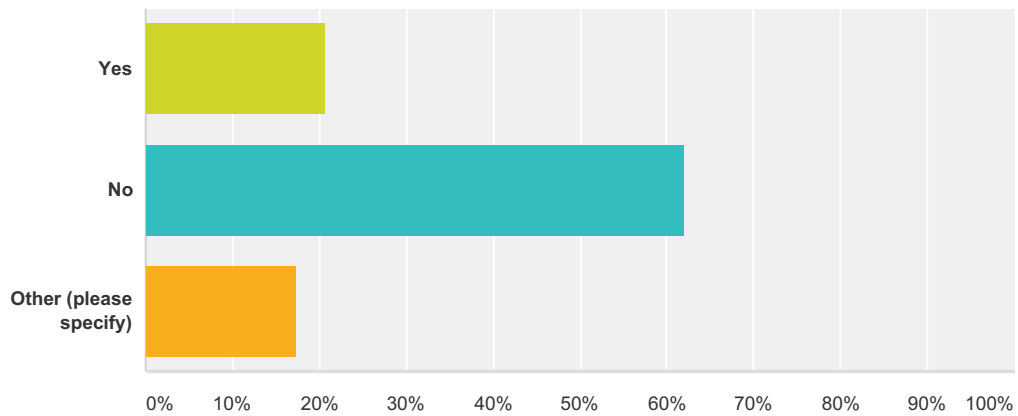


Answer Choices	Responses
Yes	58.62% 17
No	24.14% 7
Other (please specify)	17.24% 5
Total	29

#	Other (please specify)	Date
1	I cannot recall if we had a structured revision step, or if we just budgeted it into our timeline for completion.	3/29/2016 12:36 PM
2	Sort of, review committee not established until after the process started did the validation team become established	3/29/2016 7:40 AM
3	Yes, but it wasn't clear about follow-up	3/28/2016 12:00 PM
4	not sure	3/15/2016 6:53 PM
5	I don't recall	3/15/2016 11:18 AM

Q6 Was the necessary data available in a timely manner?

Answered: 29 Skipped: 13

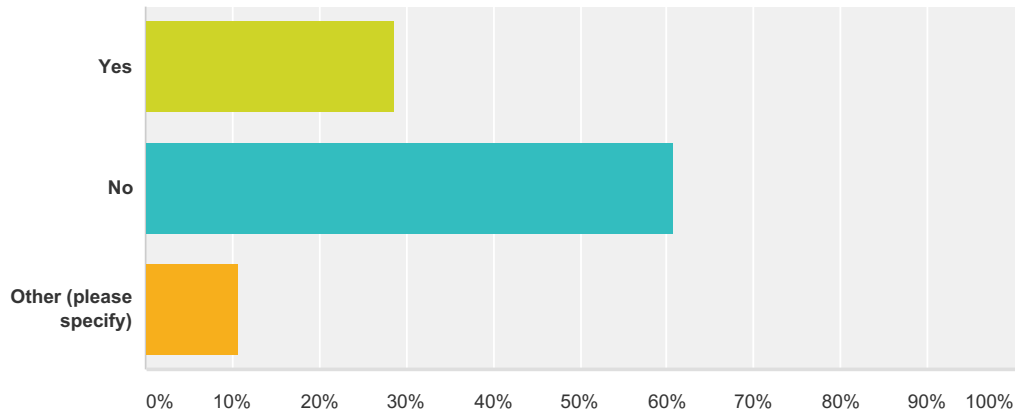


Answer Choices	Responses
Yes	20.69% 6
No	62.07% 18
Other (please specify)	17.24% 5
Total	29

#	Other (please specify)	Date
1	It was very hard to find some of the data	3/28/2016 4:55 PM
2	While most of our data was available, I am not confident that accurate budgeting specifics were.	3/28/2016 1:18 PM
3	Yes, but it was hard to navigate thru the data. Felt like the data was simply dumped to us when it couldve been easily refined.	3/28/2016 12:00 PM
4	not sure	3/28/2016 11:25 AM
5	It was but it required an absurd amount of hunting...	3/14/2016 4:53 PM

Q7 Was the data easy to summarize or analyze?

Answered: 28 Skipped: 14

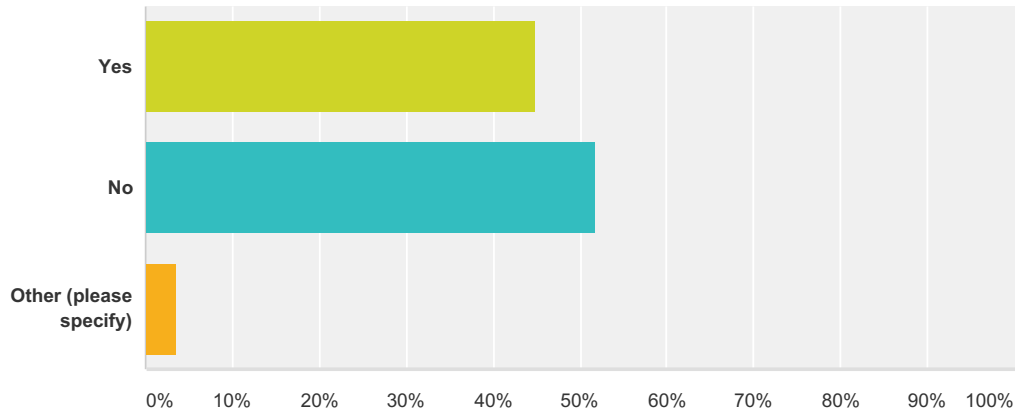


Answer Choices	Responses
Yes	28.57% 8
No	60.71% 17
Other (please specify)	10.71% 3
Total	28

#	Other (please specify)	Date
1	it was hard to navigate thru the data. Felt like the data was simply dumped to us when it couldve been easily refined.	3/28/2016 12:00 PM
2	mostly	3/28/2016 11:25 AM
3	Limited access to data	3/15/2016 11:18 AM

Q8 Did your data analysis include a review of survey results that indicated student satisfaction or the efficacy of your department or unit?

Answered: 29 Skipped: 13

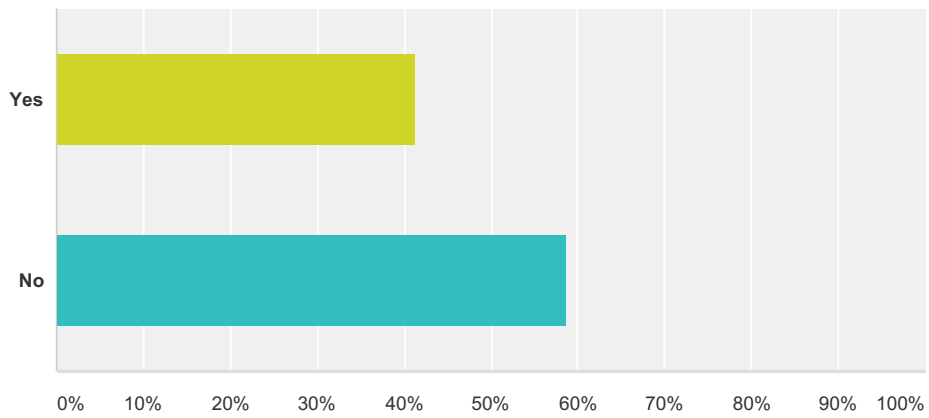


Answer Choices	Responses
Yes	44.83% 13
No	51.72% 15
Other (please specify)	3.45% 1
Total	29

#	Other (please specify)	Date
1	Yes, but the data sample was very small.	3/28/2016 1:18 PM

Q9 Did you participate in any training sessions regarding program review?

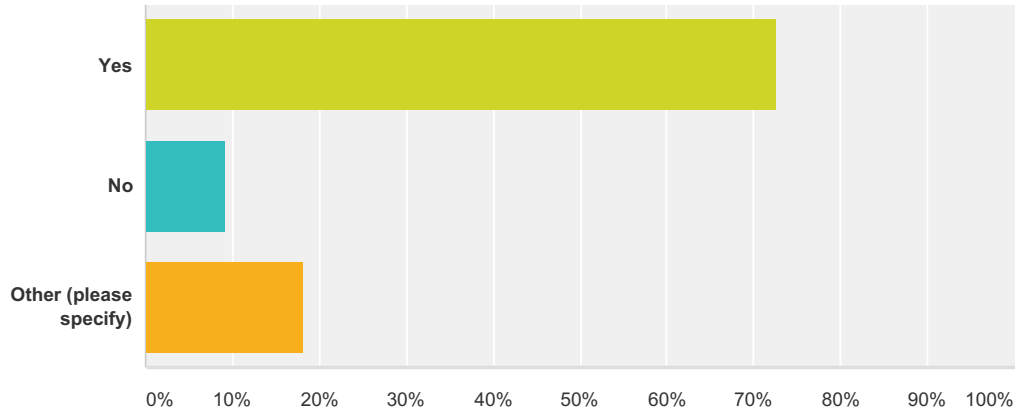
Answered: 29 Skipped: 13



Answer Choices	Responses	
Yes	41.38%	12
No	58.62%	17
Total		29

Q10 Was the training helpful?

Answered: 11 Skipped: 31



Answer Choices	Responses
Yes	72.73% 8
No	9.09% 1
Other (please specify)	18.18% 2
Total	11

#	Other (please specify)	Date
1	Getting embedded data, establishing firm deadlines, creating a program review committee, would be better than further training	3/29/2016 7:41 AM
2	Somewhat	3/28/2016 12:00 PM

Program Review Survey Spring 2016

Q11 Which question or section was the most challenging and why?

Answered: 19 Skipped: 23

#	Responses	Date
1	It took a long time to collect student success, persistence, and retention rates for disproportionately impacted groups. We were given pivot tables containing data for ALL peralta colleges and all courses. We had to learn how to filter and output data, interpret it, then present it in the Program Review. In previous program review cycles, data was automatically fed into the template. Faculty interpreted data from the data already there. Program Reviews were submitted containing a similar formatting/structure for data reporting. I think this is better for administration and visiting accreditation teams to process. I can imagine that the data reporting this past year was not very uniform, therefore not easy for administrative personnel to interpret.	3/29/2016 2:04 PM
2	A lot of it was unfamiliar to me as this was my first time working on such a project.	3/29/2016 12:40 PM
3	All, document sections were very confusing	3/29/2016 10:42 AM
4	Some of the sections were repetitive. Try to streamline. Others, such as foster youth success was data was not available. Assessing online versus live was another example where we did not have data to support claims.	3/29/2016 7:45 AM
5	n/a	3/28/2016 5:22 PM
6	I honestly cannot remember. The process was just very cumbersome.	3/28/2016 4:56 PM
7	Nothing in particular, but there are some questions that are duplicated especially for the Counseling and Library templates.	3/28/2016 3:46 PM
8	Assessment: Unsure that we have metrics and analytics that accurately measure our effectiveness. And, effectiveness is so broadly defined because there doesn't seem to be a benchmark, such as the effectiveness as measured with other colleges. And so, the Program Review process is largely considered to be an exercise without true assessment and accountability for real program and service improvement.	3/28/2016 1:34 PM
9	Data collection took a few weeks just to complete and even then, we were not able to get all data needed to thoroughly analyze data	3/28/2016 11:38 AM
10	Questions about budget allocations were confusing.	3/28/2016 11:19 AM
11	Extracting and summarizing the data from the district: enrollment trends, productivity, student success, completion rates, etc. I found that I had to create my own tables and determine the means, etc.	3/17/2016 6:03 PM
12	reviewing programs that have classes in multiple disciplines given the data is organized by subject	3/16/2016 12:18 AM
13	Program review is often challenging because it doesn't seem like the administrator reads it.	3/15/2016 4:45 PM
14	Data was missing on student placement - data was not organized by degree area - only full department data was available	3/15/2016 12:51 PM
15	Assessment, because the chair of the assessment committee did not provide the needed information and was unclear in her explanations.	3/14/2016 4:54 PM
16	equity - it asked questions that could not be answered based on the data available	3/14/2016 4:53 PM
17	Any section requiring data; the district could not provide it and I was forced to use a small sample and extrapolate to the entire student body.	3/14/2016 3:33 PM
18	Goal for the institution.	3/14/2016 12:56 PM
19	Analyzing data for each course. Seems like way too much data for the time allowed and the amount of relevant information that resulted. Some individual course data is fine, but some was less useful.	3/14/2016 12:13 PM

Program Review Survey Spring 2016

Q12 On which question or section would you like to have additional training or clarification and why?

Answered: 16 Skipped: 26

#	Responses	Date
1	Action Items section at the end was difficult to complete -- aligning our goals with institutional goals and recreating evidence that the goal or proposed funding is necessary. More training on building a proposed budget of facilities, equipment, and personnel needs would be helpful. More training on what components to address in a curriculum review would be helpful for all faculty. Our department had recently gone through a curriculum review the previous semester so we didn't need assistance. Had we not done this, the curriculum section would have been a bit difficult.	3/29/2016 2:04 PM
2	There seemed to be quite a few areas where numbers/computations could have been organized and prepared better.	3/29/2016 12:40 PM
3	All, document needs to be revised by the user groups themselves	3/29/2016 10:42 AM
4	Just to get the embedded data before flex days of that semester that the program review would be done is essential for standardization and allow faculty to contribute in their specialty not trying to manipulate poorly organized, easily impacted databases while fishing for data.	3/29/2016 7:45 AM
5	n/a	3/28/2016 5:22 PM
6	I am not sure	3/28/2016 4:56 PM
7	Assessment: For the reasons previously cited.	3/28/2016 1:34 PM
8	Data needs to be given to the departments in a timely manner and allow the departments to analyze data	3/28/2016 11:38 AM
9	Many questions required access to the BI Tool. Why is it that adjuncts are not allowed to use it? Also, why is there no training for adjuncts on program review?	3/28/2016 11:19 AM
10	In previous years the deans provided the data (noted in '10') and the chairs/faculty would analyze the results, consider how best to improve the results, and write the report. Charged with doing all of the work, it took our department over 100 hours - way too much time.	3/17/2016 6:03 PM
11	how to make specific data requests	3/16/2016 12:18 AM
12	placement	3/15/2016 12:51 PM
13	Assessment because the chair of the assessment committee did not provide the needed information and was unclear in her explanations.	3/14/2016 4:54 PM
14	The whole process as it is a new format and requires what appears to be repetitive pieces of information.	3/14/2016 3:33 PM
15	The training was very good, able to complete project before the deadline, because we learned that areas that did not relate to our department was not necessary to complete.	3/14/2016 12:56 PM
16	None of the statistics provided had overall totals. All were semester by semester and much analysis needed to be done on the averages for the last three years.	3/14/2016 12:13 PM