


HOW TO CHANGE YOUR SECURITY QUESTION AND ANSWER

1. Go to <https://sa.peralta.edu> and log in to your Student Homepage:



Peralta Campus Solutions (CS) System

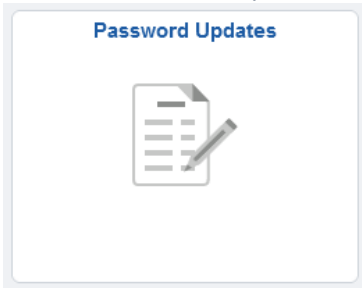
User ID

Password

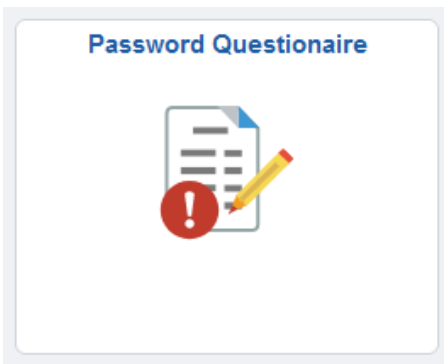
Sign In

[Forgot User ID/Password: Students -> Please Click here](#)

2. Click the 'Password Updates' tile:



3. Then, click the 'Password Questionnaire' tile:



4. Select a question from the drop-down menu and answer accordingly:

Password Questionnaire

Set up Forgot Password Security Question and Answer

If you forget your password, you can have a new password emailed to you.
Enter a question and your response below. These will be used to authenticate you.

Question

Response

- What City did you grow up in?
- What is the name of your favorite teacher?
- What is your Major?
- What is your Mother's Maiden name?
- What is your favorite subject?
- What was the name of your High School Mascot?
- What was your favorite pet's name?
- Where do you currently work?
- Where do you plan on transferring too?
- Where were you born?

5. Once you have select a question and enter your answer, click the Save button:


Password Questionnaire

Set up Forgot Password Security Question and Answer

If you forget your password, you can have a new password emailed to you.
Enter a question and your response below. These will be used to authenticate you.

Question

Response

 Save